



US00D461719S

(12) **United States Design Patent**
Nicodemus et al.

(10) **Patent No.:** **US D461,719 S**

(45) **Date of Patent:** **** Aug. 20, 2002**

(54) **MOLDED PLASTIC LIQUID CONTAINER**

D392,188 S * 3/1998 Darr et al. D9/520
D415,035 S * 10/1999 Akney et al. D9/531
D430,033 S * 8/2000 Beaver et al. D9/538

(76) Inventors: **Caleb J. Nicodemus; Mark Nicodemus**, both of 9507 Perry Rd., LeRoy, NY (US) 14482

* cited by examiner

(**) Term: **14 Years**

Primary Examiner—James Gandy
Assistant Examiner—Selina Sikder
(74) *Attorney, Agent, or Firm*—Robert J. Bird

(21) Appl. No.: **29/125,693**

(22) Filed: **Jun. 29, 2000**

(57) **CLAIM**

(51) **LOC (7) Cl.** **09-01**

The ornamental design for a molded plastic liquid container, as shown and described.

(52) **U.S. Cl.** **D9/533; D9/560**

(58) **Field of Search** D9/516, 530, 531, D9/533, 536, 560; 215/370–375, 382–385, 396, 398; 220/771, 772

DESCRIPTION

(56) **References Cited**

U.S. PATENT DOCUMENTS

D193,361 S	*	8/1962	Baker et al.	D9/533
D229,540 S	*	12/1973	Anderson	D9/531
D238,654 S	*	2/1976	Platte	D9/520
D256,664 S	*	9/1980	Burrington et al.	D9/531
D311,136 S	*	10/1990	Barker et al.	D9/531
D332,747 S	*	1/1993	Darr et al.	D9/520
5,207,338 A	*	5/1993	Sandhu	215/11.1
D391,854 S	*	3/1998	Ankney et al.	D9/531

FIG. 1 is a side elevation view of a liquid container of our design.

FIG. 2 is a front elevation view of the liquid container, from the right side of FIG. 1.

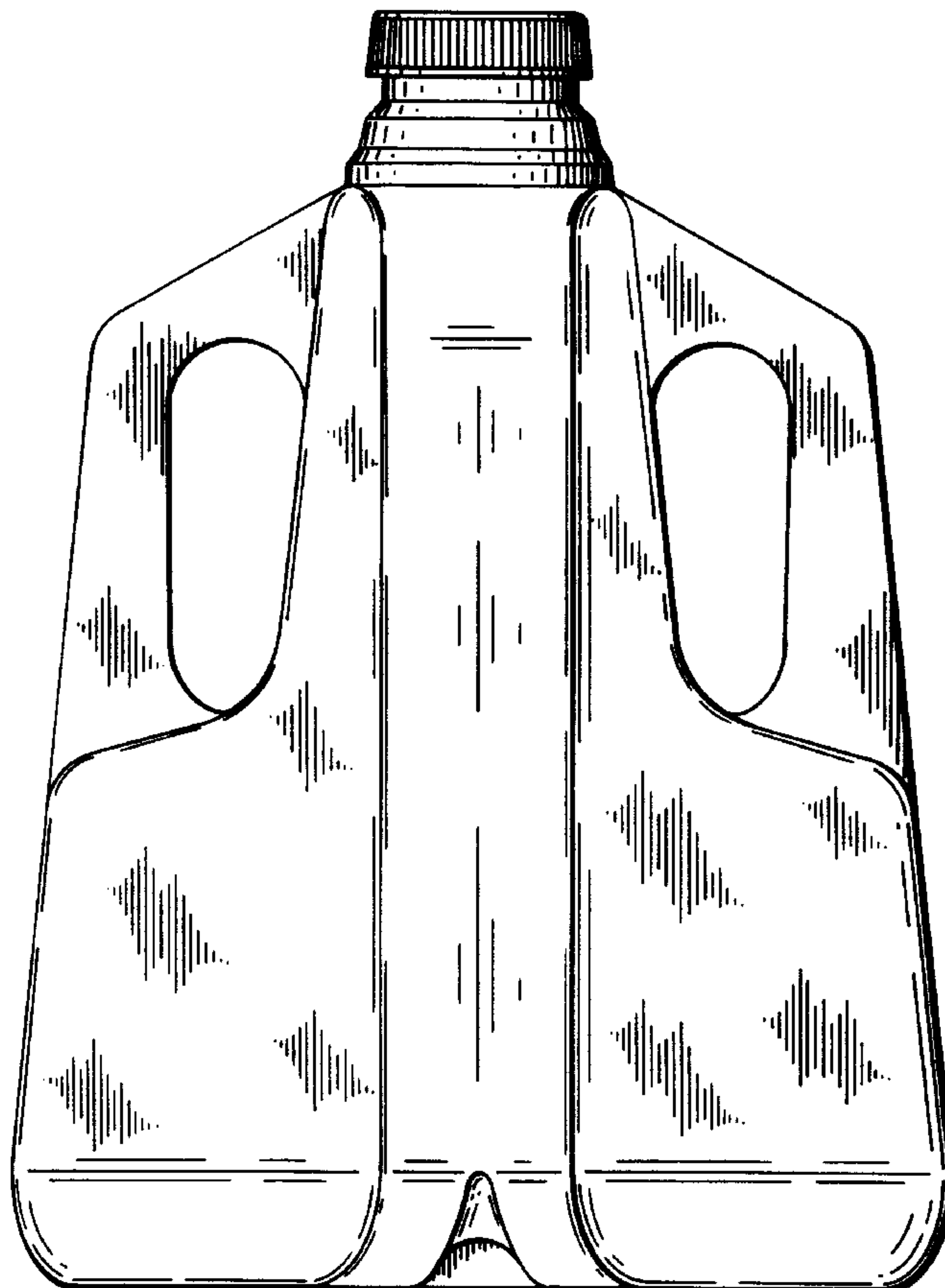
FIG. 3 is a top view of our liquid container; and,

FIG. 4 is a bottom view of our liquid container.

The side of the container opposite that shown in FIG. 1 is identical to FIG. 1 and is therefore not separately shown.

The side of the container opposite that shown in FIG. 2 is identical to FIG. 2 and is therefore not separately shown.

1 Claim, 3 Drawing Sheets



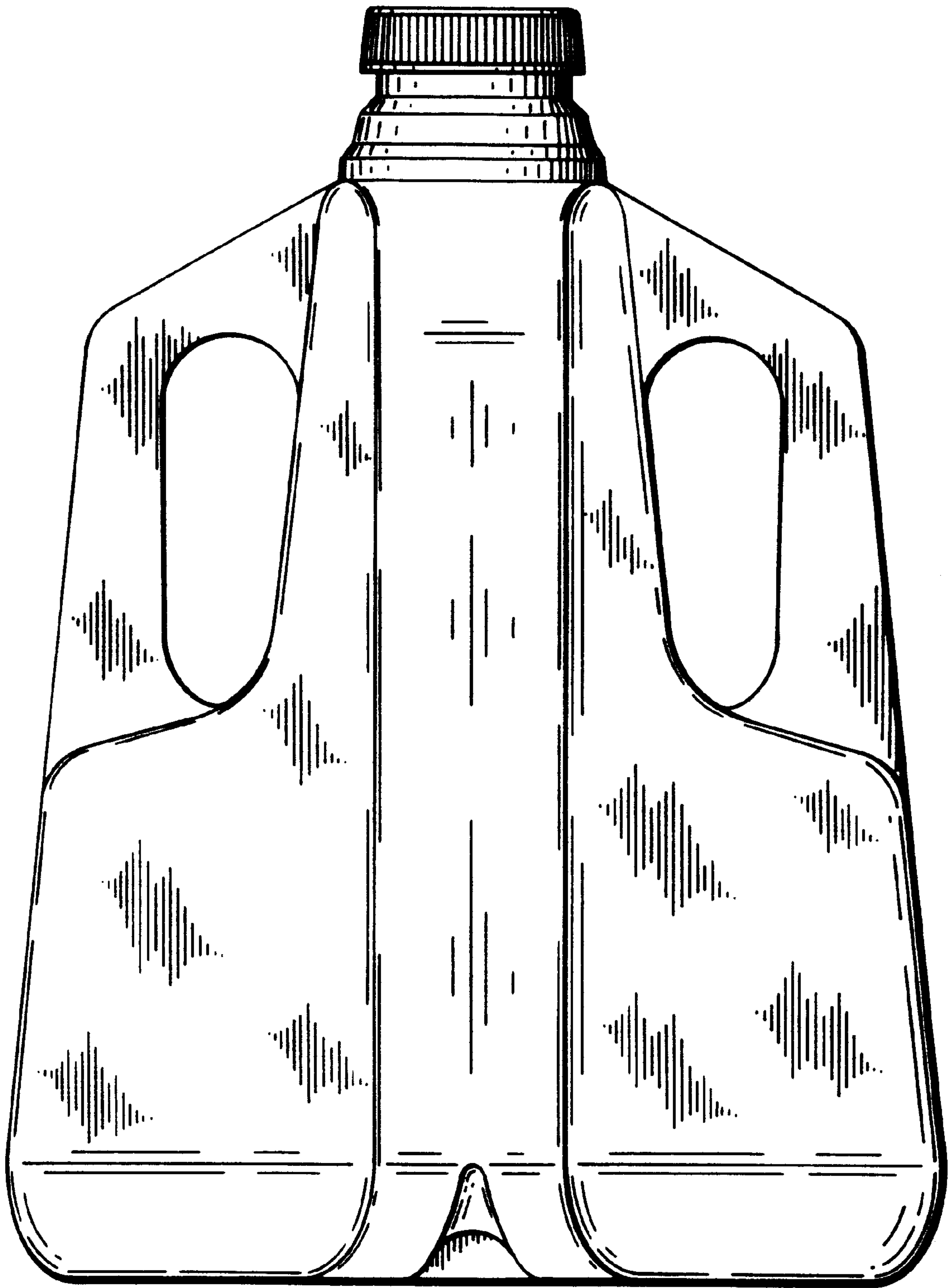


FIG. 1

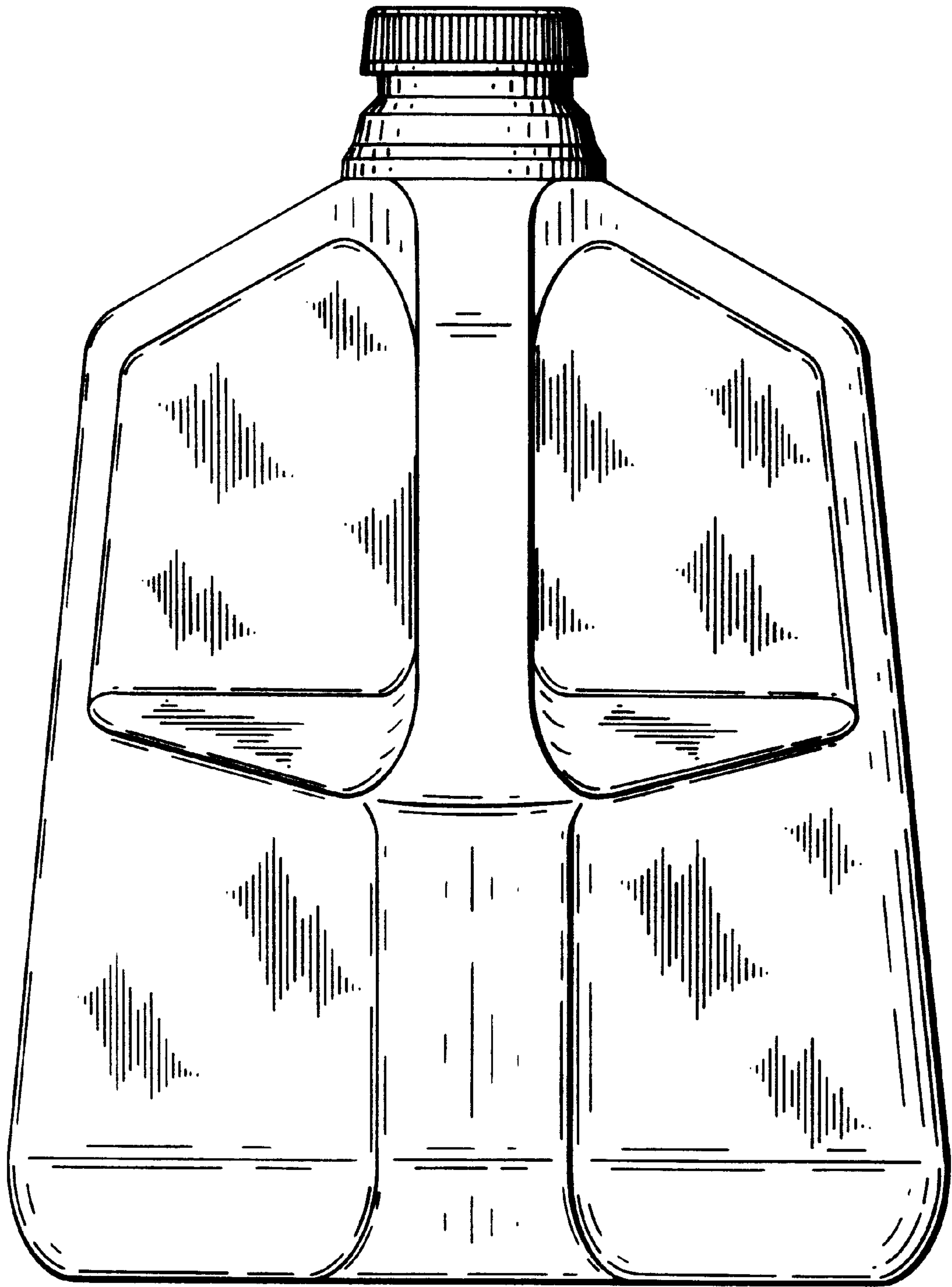


FIG. 2




FIG. 3




FIG. 4