



US00D461711S

(12) **United States Design Patent**
Soehnlén et al.

(10) **Patent No.:** **US D461,711 S**

(45) **Date of Patent:** **** Aug. 20, 2002**

(54) **HORIZONTAL COLLAPSIBLE CONTAINER**

(75) **Inventors:** **Gregory M. Soehnlén**, North Canton;
Dale A. Panasewicz, Strongsville, both
of OH (US)

(73) **Assignee:** **Creative Edge Design Group, Ltd.**,
Canton, OH (US)

(**) **Term:** **14 Years**

(21) **Appl. No.:** **29/138,069**

(22) **Filed:** **Mar. 6, 2001**

(51) **LOC (7) Cl.** **09-01**

(52) **U.S. Cl.** **D9/301**

(58) **Field of Search** D9/300-302, 442-443,
D9/453; D24/112, 115, 130; 220/6, 562,
666, 756, 905; 222/105, 184, 185.1, 530,
536

(56) **References Cited**

U.S. PATENT DOCUMENTS

D241,010 S * 8/1976 Adair D9/301

4,428,507 A * 1/1984 Sneider 222/105

D315,022 S * 2/1991 Corby D9/301 X

5,913,448 A * 6/1999 Mann et al. 220/666

6,047,848 A * 4/2000 Davis 220/666

* cited by examiner

Primary Examiner—Nanda Bondade

(74) *Attorney, Agent, or Firm*—Fay, Sharpe, Fagan,
Minnich & McKee, LLP

(57) **CLAIM**

The ornamental design for a horizontal collapsible container,
as shown and described.

DESCRIPTION

FIG. 1 is a front elevation view of a horizontal collapsible
container showing our new design;


FIG. 2 is a right side elevation view thereof, the left side
being a mirror image thereof;

FIG. 3 is a rear elevational view thereof;

FIG. 4 is a top plan view thereof; and,

FIG. 5 is a bottom view thereof.

1 Claim, 2 Drawing Sheets



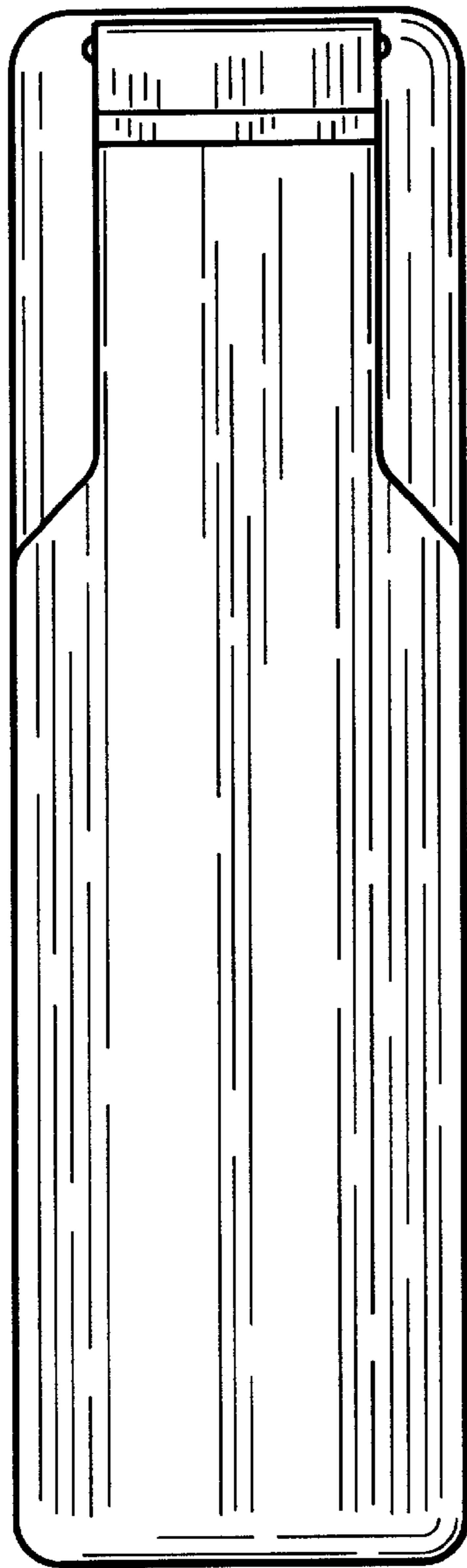


Fig. 1




Fig. 3

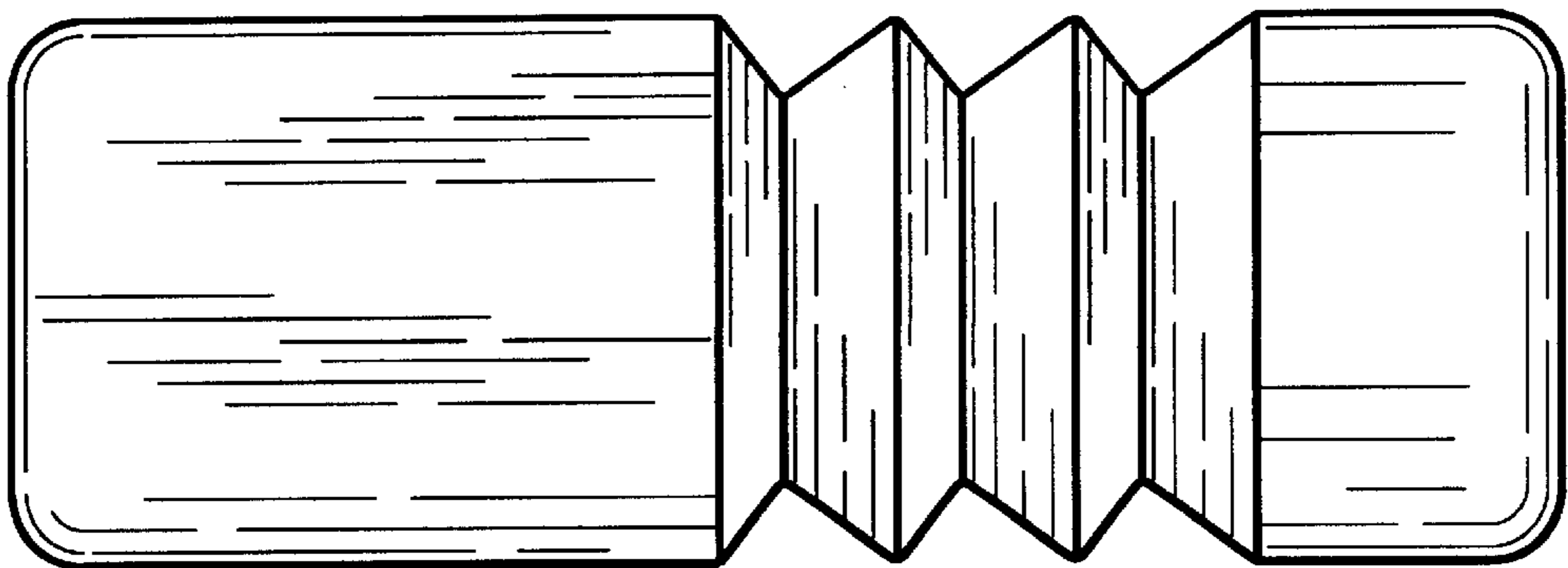


Fig. 5

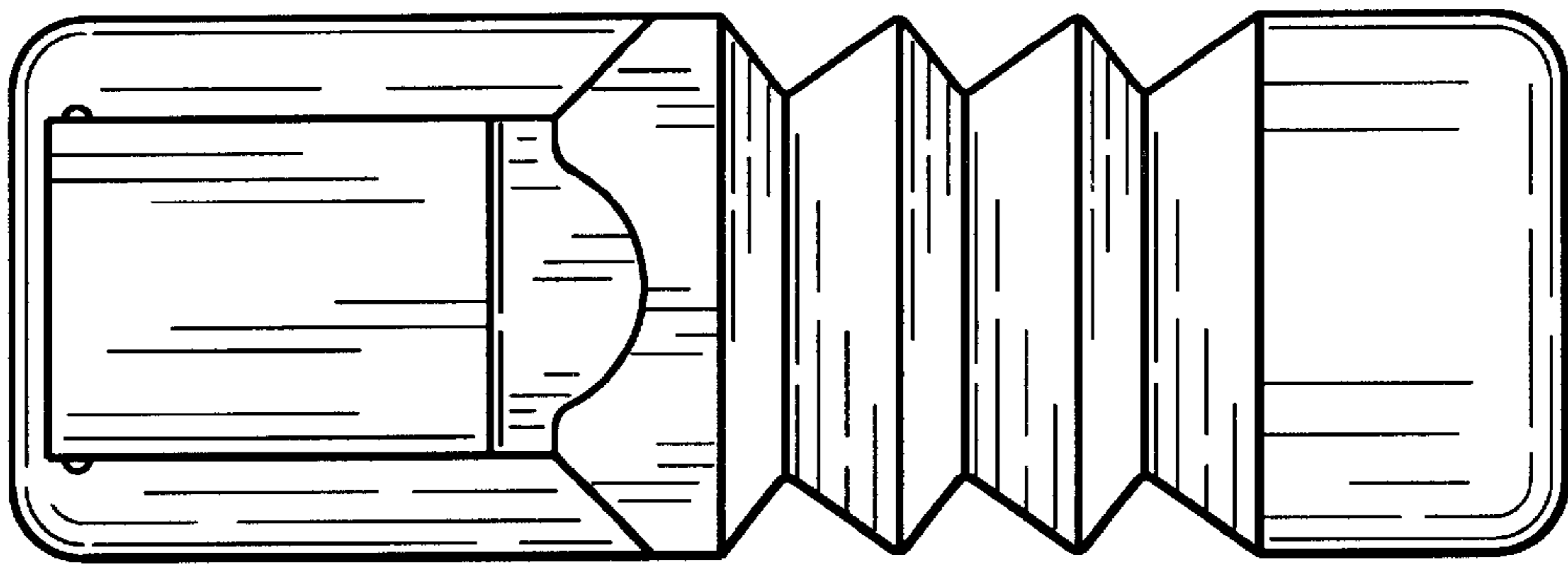


Fig. 4

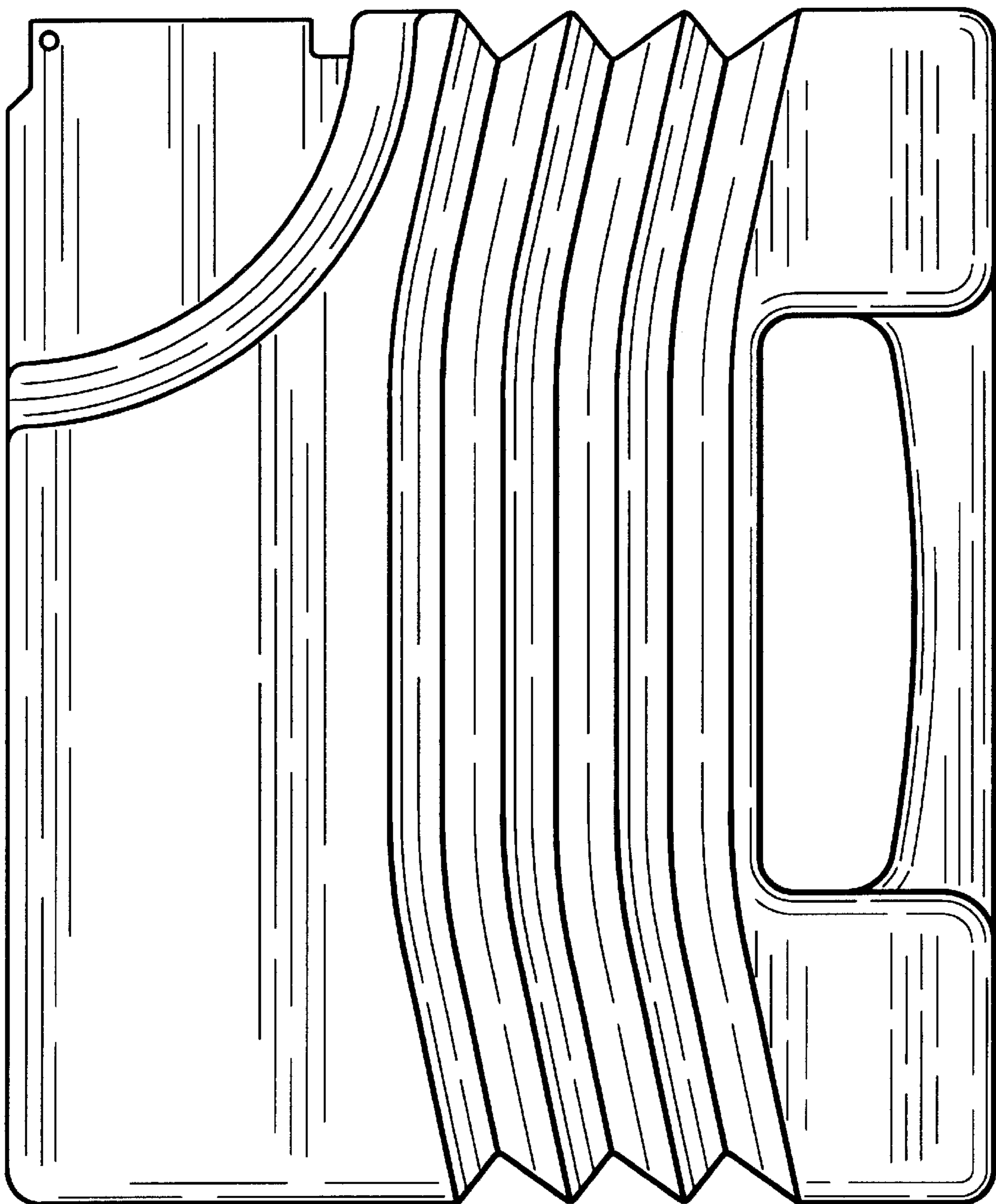


Fig. 2