



US00D461707S

(12) **United States Design Patent**  
**Kumar**

(10) **Patent No.:** **US D461,707 S**

(45) **Date of Patent:** **\*\* Aug. 20, 2002**

(54) **IVY SPINDLE**

D438,283 S \* 2/2001 Hsu ..... D23/215

(75) Inventor: **Sanjeev Kumar**, Munster, IN (US)

\* cited by examiner

(73) Assignee: **Hosley International Trading Corporation**, Lynwood, IL (US)

*Primary Examiner*—Pamela Burgess

(74) *Attorney, Agent, or Firm*—Olson & Hierl, Ltd.

(\*\*) Term: **14 Years**

(57) **CLAIM**

(21) Appl. No.: **29/141,998**

The ornamental design for an ivy spindle, as shown and described.

(22) Filed: **May 16, 2001**

**DESCRIPTION**

(51) **LOC (7) Cl.** ..... **08-05**

(52) **U.S. Cl.** ..... **D8/379**; D11/119

(58) **Field of Search** ..... D8/367, 370, 373,  
D8/379, 376; 211/205; 206/423; D23/215–217;  
D6/403, 404, 405, 513, 556; D11/117, 120,  
139, 119; D25/100, 145, 149; 47/14, 44;  
256/47; 248/121, 304, 153, 530, 159, 301–303,  
249, 175, 27.8; 239/211; 428/21

FIG. 1 is a perspective view of an ivy spindle of the present invention with a post and a hook at opposite ends thereof broken away, shown in phantom and forming no part of the invention;

FIG. 2 is a side elevational view of the ivy spindle;

FIG. 3 is an opposite side elevational view of the ivy spindle;

FIG. 4 is a front elevational view of the ivy spindle;

FIG. 5 is a rear elevational view of the ivy spindle;

FIG. 6 is a top plan view of the ivy spindle;

FIG. 7 is a bottom plan view of the ivy spindle; and,

FIG. 8 is an enlarged perspective view thereof, depicting one of the leaves of the ivy spindle for clarity of disclosure.

It is understood that the broken lines also shown in FIGS. 2–5 are for illustrative purposes only and form no part of the claimed design.

(56) **References Cited**

**U.S. PATENT DOCUMENTS**

- 11,153 A \* 6/1854 Cross ..... 47/44
- D52,163 S \* 7/1918 Holstein ..... D25/145
- 1,933,218 A \* 10/1933 Miller ..... 248/304
- D310,477 S \* 9/1990 Fleecs ..... D23/217
- 5,130,496 A \* 7/1992 Jenkins ..... 428/21

**1 Claim, 3 Drawing Sheets**




FIG. 1


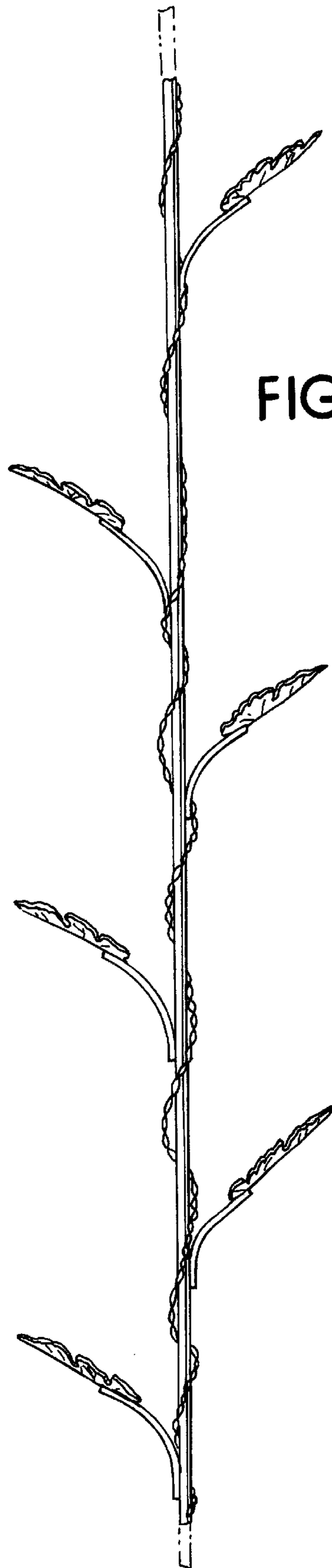


FIG. 2




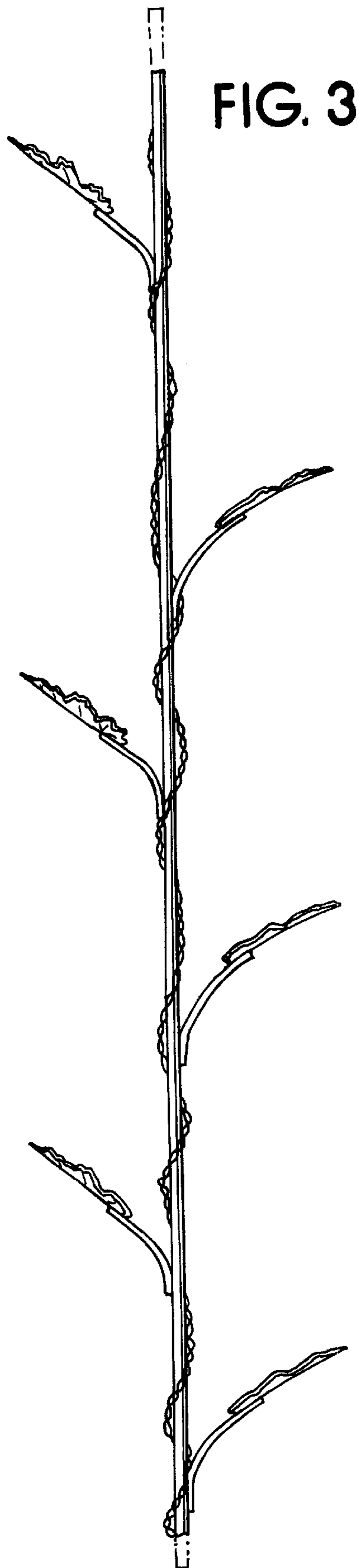


FIG. 5



FIG. 6




FIG. 7

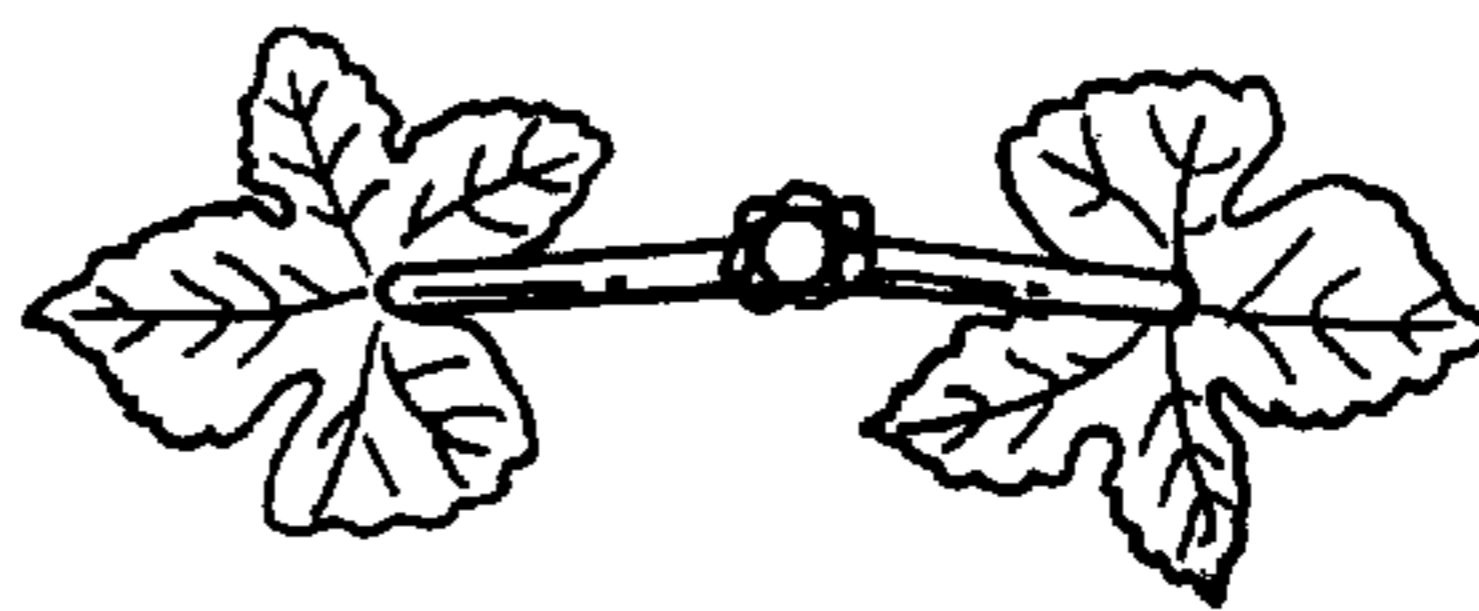


FIG. 8

