



US00D461693S

(12) **United States Design Patent**
Khubani

(10) **Patent No.:** **US D461,693 S**

(45) **Date of Patent:** **** Aug. 20, 2002**

(54) **STRAP WRENCH**

(75) Inventor: **Anand V. Khubani**, Montville, NJ (US)

(73) Assignee: **Ideavillage, LLC**, Fairfield, NJ (US)

(**) Term: **14 Years**

(21) Appl. No.: **29/152,848**

(22) Filed: **Dec. 26, 2001**

(51) **LOC (7) Cl.** **08-05**

(52) **U.S. Cl.** **D8/22**

(58) **Field of Search** D8/14, 21, 22,
D8/33, 51, 107; 81/3.43, 64; 24/115 H

(56) **References Cited**

U.S. PATENT DOCUMENTS

409,148 A	*	8/1889	Haller	81/3.43
1,309,399 A		7/1919	Durham	
1,422,302 A		7/1922	Parker	
1,525,358 A		2/1925	Bergen	
1,646,661 A		10/1927	Richard	
1,916,554 A		7/1933	Bevington et al.	
2,481,055 A		9/1949	Whitaker	
2,557,601 A		6/1951	Hebden, Jr.	
4,082,016 A	*	4/1978	Venusa	81/3.43
4,145,938 A		3/1979	Laird, Jr.	
4,345,494 A		8/1982	Aamodt	
4,532,833 A		8/1985	Downs	

4,543,858 A	*	10/1985	Luck	81/64
D369,076 S	*	4/1996	Alexander	D8/22
6,101,903 A	*	8/2000	Negley	81/64
6,125,723 A		10/2000	Huang	

* cited by examiner

Primary Examiner—Raphael Barkai

(74) *Attorney, Agent, or Firm*—Bazerman & Drangel, PC

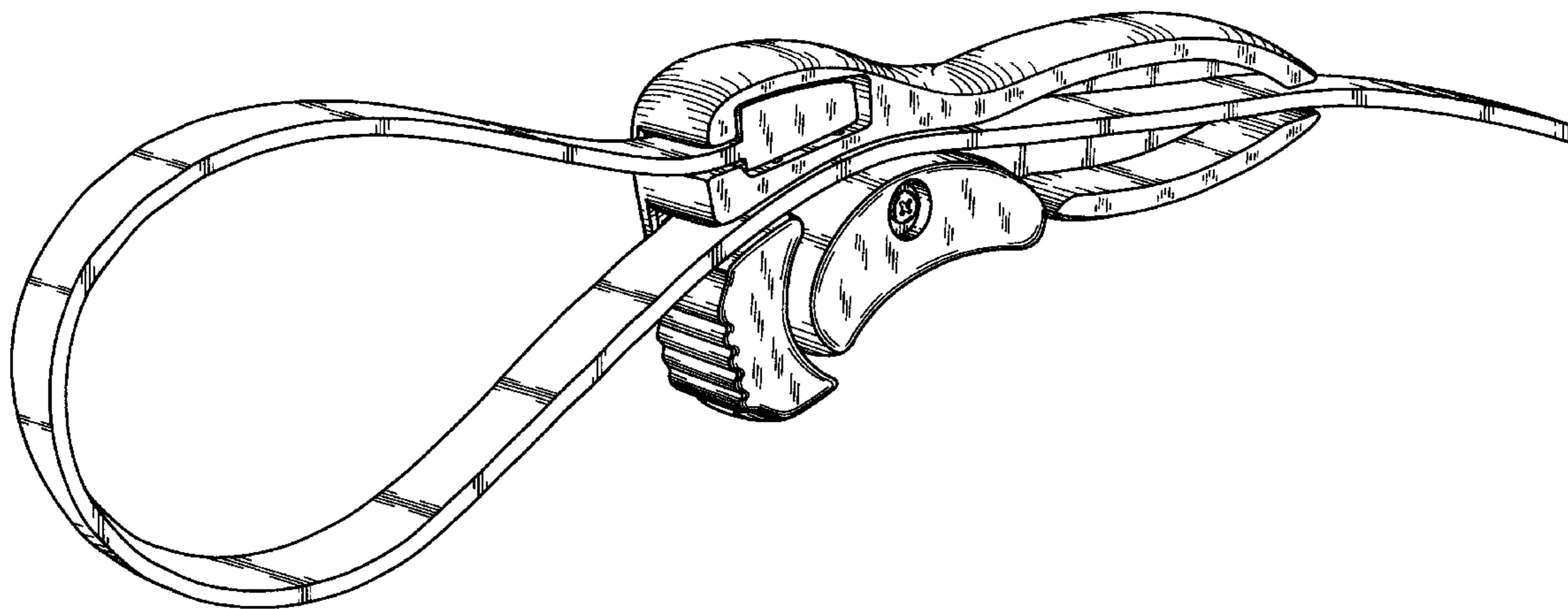
(57) **CLAIM**

The ornamental design for strap wrench, as shown and described.

DESCRIPTION

FIG. 1 is a perspective view of the strap wrench;
 FIG. 2 is a top plan view of the embodiment described in FIG. 1;
 FIG. 3 is a bottom plan view of the embodiment described in FIG. 1;
 FIG. 4 is a front view of the embodiment described in FIG. 1;
 FIG. 5 is a rear view of the embodiment described in FIG. 1;
 FIG. 6 is a right end view of the embodiment described in FIG. 1; and,
 FIG. 7 is a left end view of the embodiment described in FIG. 1.

1 Claim, 5 Drawing Sheets



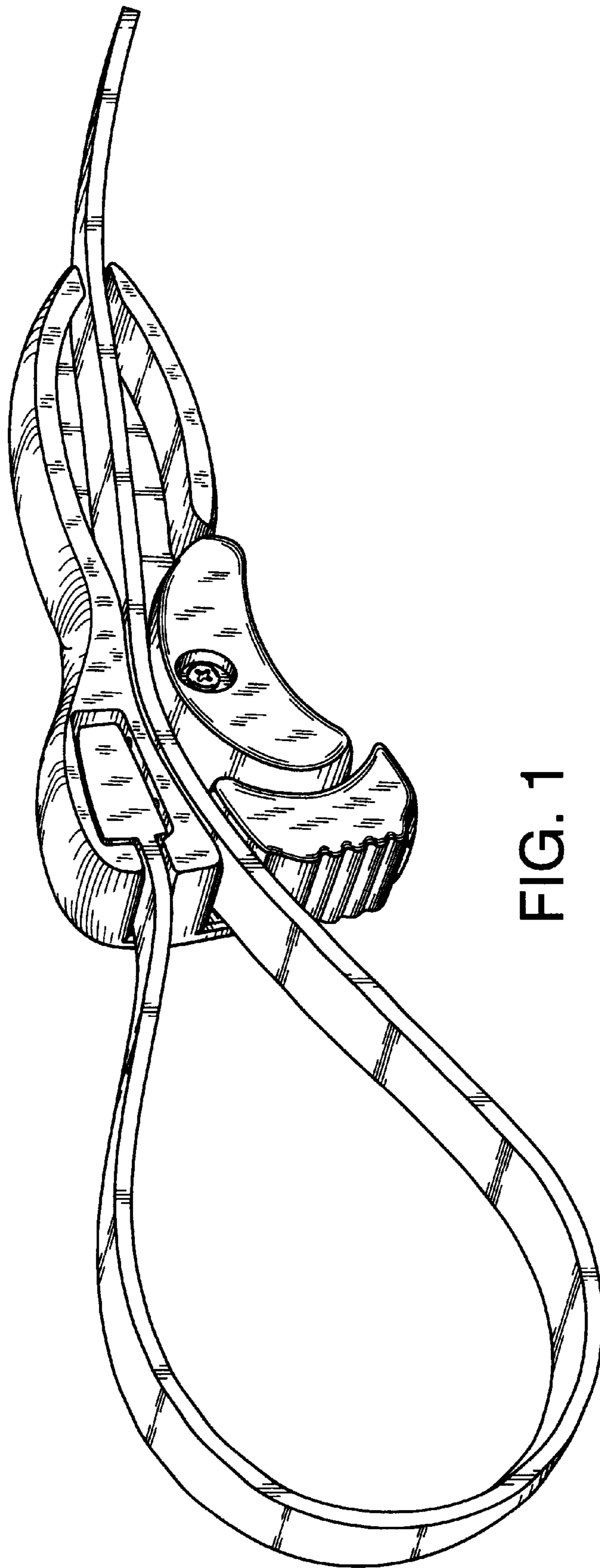


FIG. 1

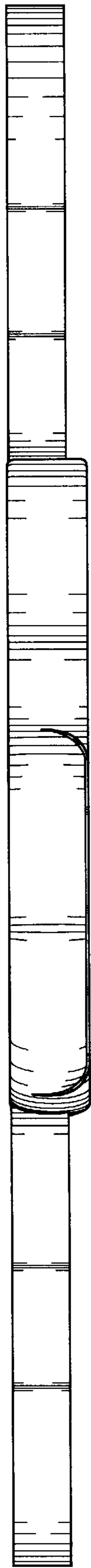


FIG. 2

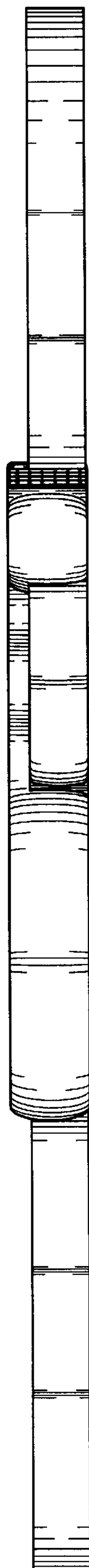


FIG. 3

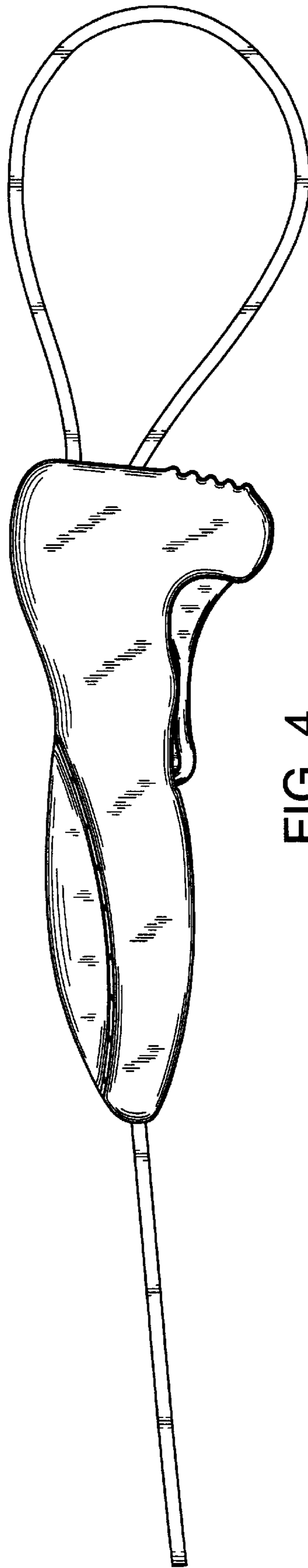


FIG. 4

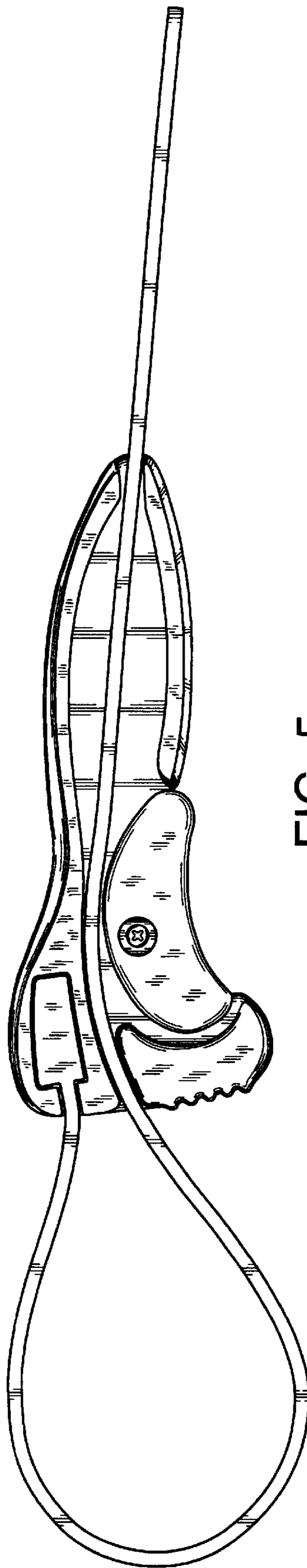


FIG. 5




FIG. 6



FIG. 7