



US00D461692S

(12) **United States Design Patent**  
**Law**

(10) **Patent No.:** **US D461,692 S**

(45) **Date of Patent:** **\*\* Aug. 20, 2002**

(54) **PEELER**

D407,277 S \* 3/1999 Cousins ..... D7/695

(76) Inventor: **Yung Kai Law**, Block C & D 14<sup>th</sup>  
Floor, Yick Shiu Industrial Building, 1  
San on Street, Tuen Mun, N.T. (HK)

\* cited by examiner

(\*\*) Term: **14 Years**

*Primary Examiner*—Terry A. Wallace

(74) *Attorney, Agent, or Firm*—Carmody & Torrance LLP

(21) Appl. No.: **29/146,535**

(57) **CLAIM**

(22) Filed: **Aug. 10, 2001**

The ornamental design for a peeler, as shown and described.

(30) **Foreign Application Priority Data**

**DESCRIPTION**

Feb. 15, 2001 (GB) ..... 2099537

FIGS. 1 and 2 are perspective views of a peeler showing my new design;

(51) **LOC (7) Cl.** ..... **07-06**

(52) **U.S. Cl.** ..... **D7/695**

FIG. 3 is a right side elevational view thereof, the left side elevational view is identical to the right side elevational view in mirror image;

(58) **Field of Search** ..... D7/693, 695, 395,  
D7/401.2; 30/113.3, 123.5, 123.7, 279.4,  
279.6, 280; 16/110.1, 430, 431

FIG. 4 is a top plan view thereof; and,

(56) **References Cited**

FIG. 5 is a bottom plan view.

**U.S. PATENT DOCUMENTS**

D114,672 S \* 5/1939 Coughlin ..... D7/695

**1 Claim, 2 Drawing Sheets**






FIG. 1




FIG. 2



FIG. 3



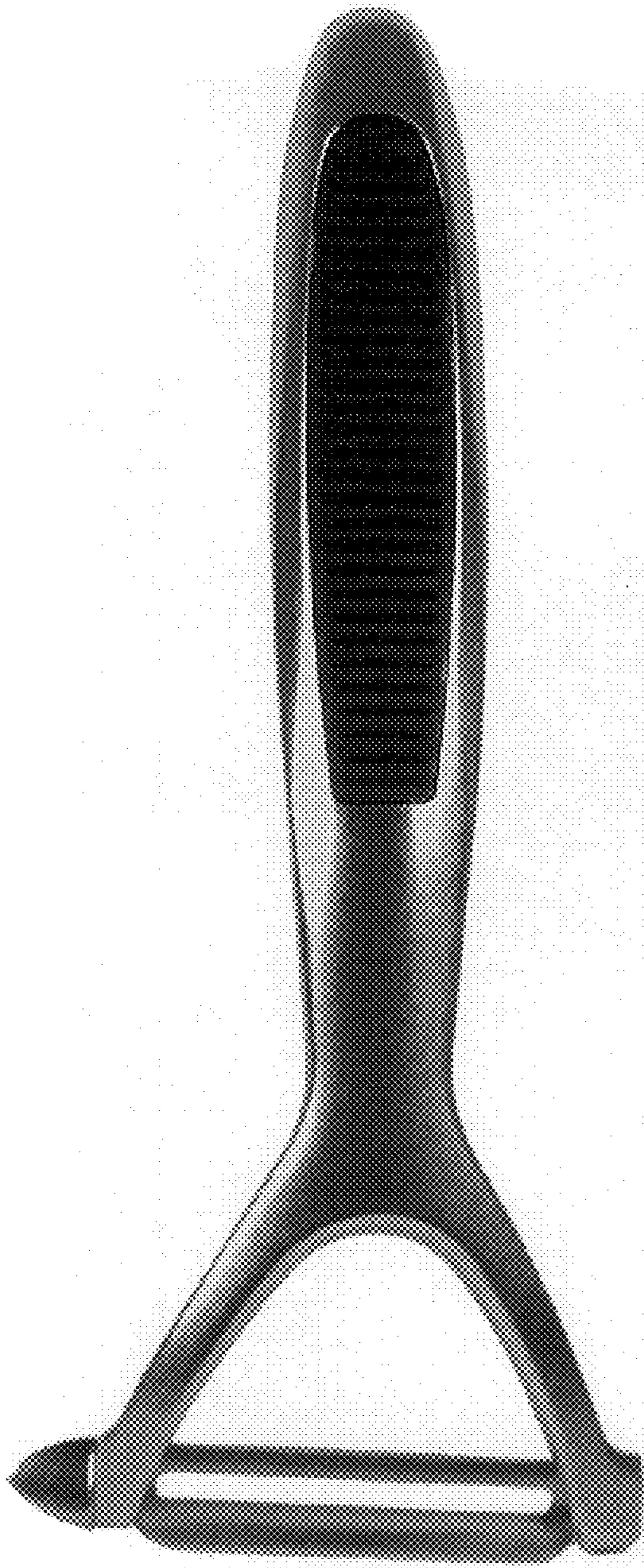


FIG. 4

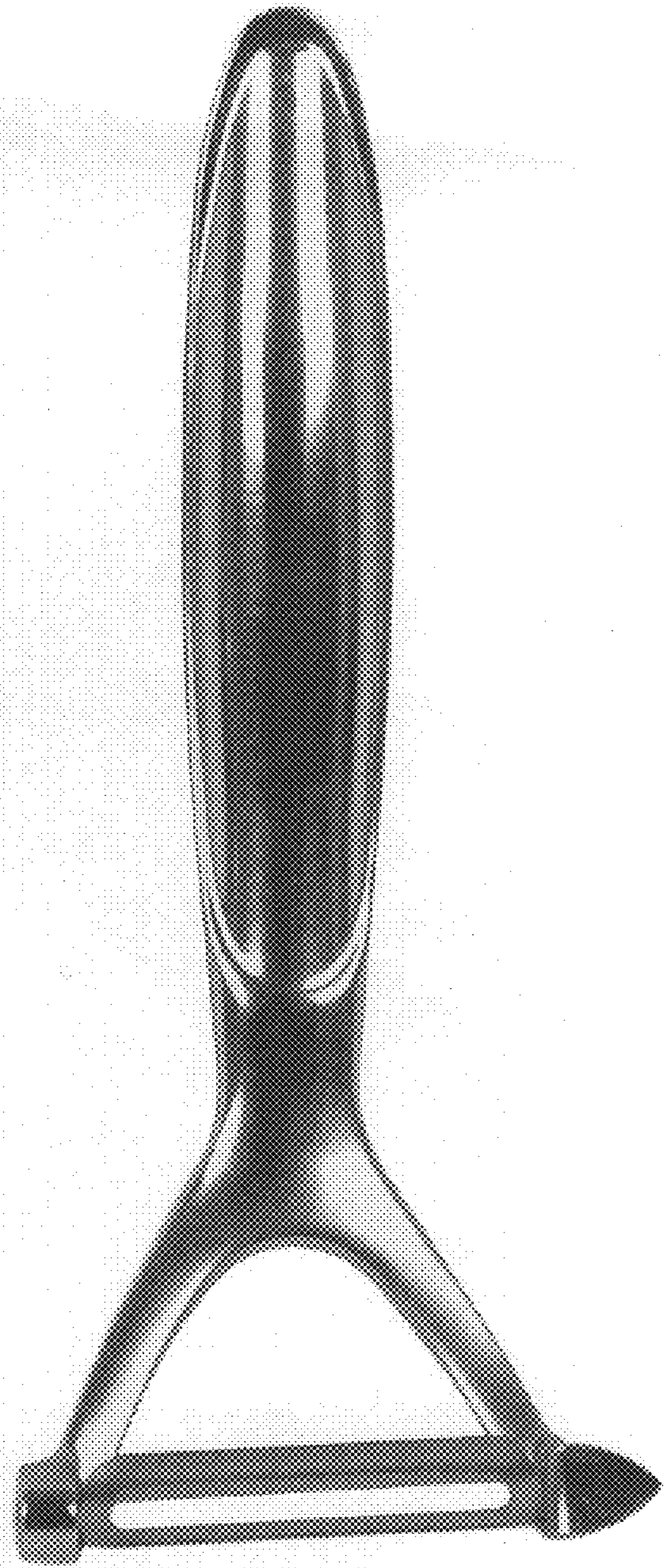


FIG. 5