

US00D461688S

(12) **United States Design Patent**  
**Lothe**

(10) **Patent No.:** **US D461,688 S**

(45) **Date of Patent:** **\*\* Aug. 20, 2002**

(54) **KNIFE**

(75) Inventor: **Arlan Duane Lothe**, Adams, WI (US)

(73) Assignee: **Miracle Blade, LLC**, Los Angeles, CA (US)

(\*\*) Term: **14 Years**

(21) Appl. No.: **29/155,756**

(22) Filed: **Feb. 15, 2002**

(51) **LOC (7) Cl.** ..... **07-03**

(52) **U.S. Cl.** ..... **D7/649**

(58) **Field of Search** ..... D7/649, 650, 652,  
D7/401.2; 30/147-150, 329, 339, 340, 342-346,  
158-160, 164, 283-286, 288, 295; 16/110.1,  
404

D131,224 S 1/1942 Parisi

D149,677 S 5/1948 Roblin

2,494,306 A 1/1950 Morvey

D158,459 S 5/1950 Gustafson

D161,633 S 1/1951 Kevorkian et al.

D162,777 S 4/1951 Berger et al.

2,650,424 A 9/1953 Kalmon

D173,115 S 9/1954 Lamb

D173,117 S 9/1954 Lamb

D173,124 S 9/1954 Niblack

D176,540 S 1/1956 Lewis

D180,306 S 4/1957 Wagner

D182,293 S 3/1958 Lamb

2,884,972 A 5/1959 Harris

D185,567 S 6/1959 Polk

D192,961 S 6/1962 Baer

3,388,622 A 6/1968 Klang

3,447,580 A 6/1969 Keymer

D216,180 S 11/1969 Kobayashi

3,772,781 A 11/1973 Newman

4,087,911 A 5/1978 Schrock et al.

D248,166 S 6/1978 Kanai

D248,167 S 6/1978 Kanai

4,095,337 A 6/1978 Pharr

4,178,684 A 12/1979 Mightly

D255,974 S 7/1980 Jacoby

D256,086 S \* 7/1980 Seibel ..... D7/649

D257,877 S 1/1981 Patterson

D264,422 S \* 5/1982 Jagger ..... D7/650

D268,244 S 3/1983 Morin

4,380,122 A 4/1983 Jagger

4,389,777 A 6/1983 Landsberger

4,427,195 A 1/1984 Hufenus

4,526,547 A 7/1985 Rusk

4,563,816 A 1/1986 Jagger

4,574,431 A \* 3/1986 Colling ..... 452/137

4,578,864 A 4/1986 Hoffman

4,832,604 A 5/1989 Rusk

D306,675 S 3/1990 Stiggers

D316,015 S 4/1991 DiGangi

5,003,850 A 4/1991 Harkins

5,009,008 A 4/1991 Yablonovitch

5,052,253 A 10/1991 Lin

D324,326 S 3/1992 Lu

D330,405 S 10/1992 Luchak

D339,719 S 9/1993 Thelen

5,263,257 A 11/1993 Takigawa

D346,722 S 5/1994 Burdick et al.

D358,968 S 6/1995 Hirai

(56) **References Cited**  
**U.S. PATENT DOCUMENTS**

108,141 A 10/1870 Houseman et al.

372,565 A 11/1887 Quosbarth

432,928 A 7/1890 Bartlett

490,577 A 1/1893 Memminger

492,409 A 2/1893 May

D28,925 S 6/1898 Peck

605,577 A 6/1898 Hutchinson

649,059 A 5/1900 Kern

673,506 A 5/1901 Pitts

682,624 A 9/1901 Klickman

682,938 A 9/1901 Ingram

734,909 A 7/1903 MacLean

983,736 A 2/1911 Maconochie

D43,729 S 3/1913 Teller

D57,935 S 5/1921 Shively

1,444,659 A 2/1923 Carlson

1,491,623 A 4/1924 Pitchur

1,505,444 A 8/1924 Swanson

1,750,577 A 3/1930 Bracht

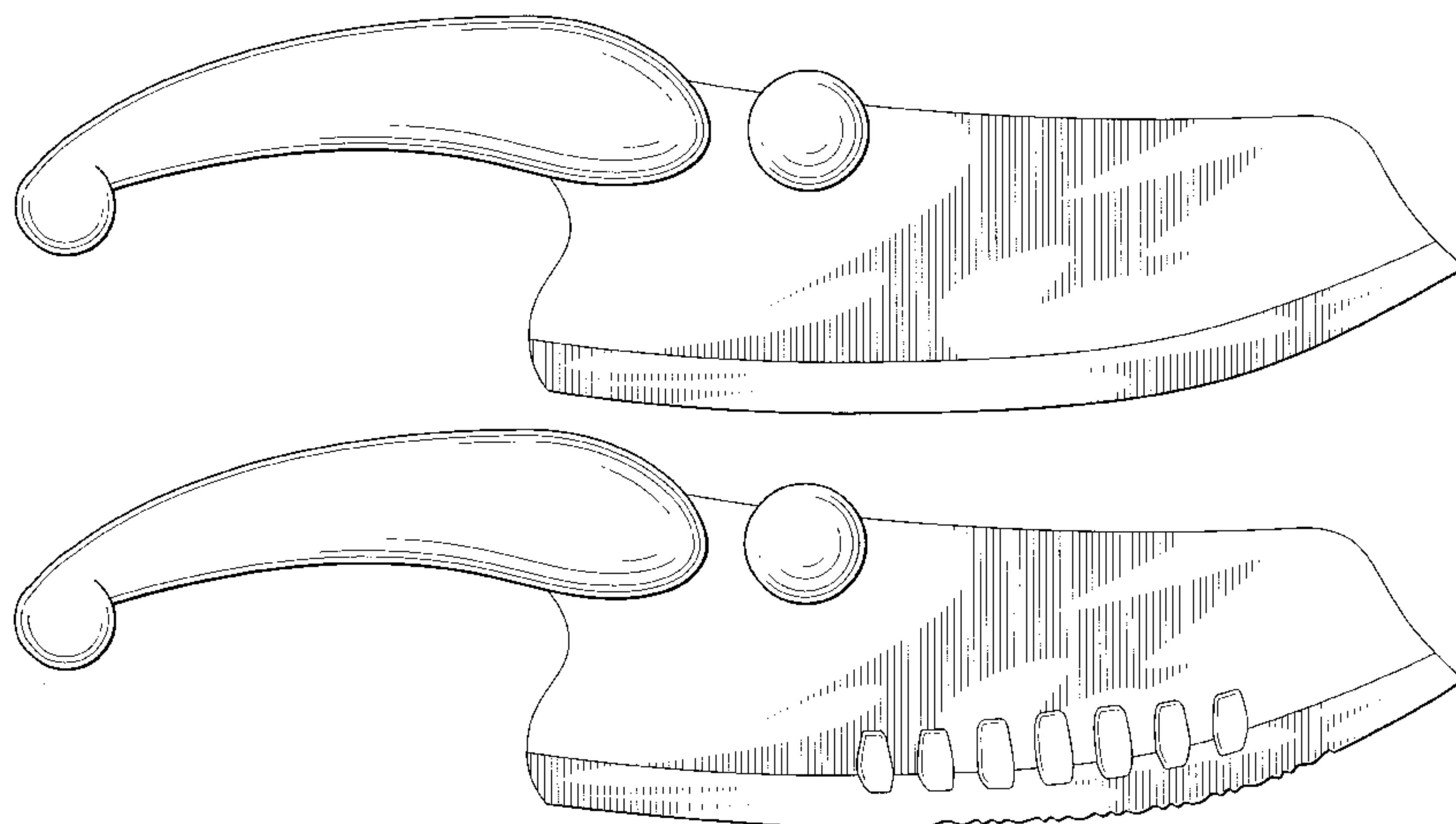
2,075,302 A 3/1937 Poe

2,115,686 A 4/1938 Zimmer

2,153,759 A 4/1939 Katzinger

2,168,237 A 8/1939 Polacsek

2,217,100 A 10/1940 Burns



5,431,075 A	7/1995	Cruz et al.
D372,635 S	8/1996	Gebhardt
D374,387 S	10/1996	Schaffer
D387,959 S	12/1997	Cousins
D397,282 S	8/1998	Derkatz
D403,204 S	12/1998	Kwok
D403,556 S	1/1999	Juhlin et al.
D403,559 S	1/1999	Terenzio
D407,267 S	3/1999	Juhlin et al.
D407,268 S	3/1999	Juhlin et al.
5,950,280 A	9/1999	Taylor
5,967,006 A	10/1999	Hillinger
D416,440 S	11/1999	Juhlin et al.
D416,464 S	11/1999	Eason
D425,377 S	5/2000	Lion et al.
6,070,329 A	6/2000	Gibbs
D431,962 S	10/2000	Demers
D433,288 S	11/2000	Chien
D435,199 S	12/2000	Cohen et al.
D439,806 S	4/2001	Juhlin et al.
D442,826 S	5/2001	Chien
D445,643 S	7/2001	Kazaklaris
D450,544 S	11/2001	Rowe et al.

#### FOREIGN PATENT DOCUMENTS

DE	885 136	8/1953
DE	26 05 475 A1	8/1977
FR	611 568	10/1926
GB	699005	10/1953
GB	2 271 738 A	4/1994

#### OTHER PUBLICATIONS

U.S. Design patent application Ser. No. 29/155,747 filed Feb. 15, 2002; Inventor: A. Lothe; Title: Handle.

U.S. Design patent application Ser. No. 29/155,759 filed Feb. 15, 2002; Inventor: A. Lothe; Title: Portion of a Cutting Instrument.

U.S. Design patent application Ser. No. 29/155,758 filed Feb. 15, 2002; Inventor: A. Lothe; Title: Knife.

U.S. Design patent application Ser. No. 29/155,777 filed Feb. 15, 2002, Inventor: A. Title: Knife.

U.S. Utility patent application Ser. No. 09/946,896 filed Sep. 4, 2001; Inventor: A. Lothe; Title: control System for a Handheld Tool.

\* cited by examiner

*Primary Examiner*—Caron D. Veynar  
(74) *Attorney, Agent, or Firm*—Alston & Bird LLP

#### (57) **CLAIM**

The ornamental design for a knife, as shown and described.

#### DESCRIPTION

FIG. 1 is a perspective view of a knife showing my new design in accordance with a first embodiment;  
 FIG. 2 is a left side elevational view thereof;  
 FIG. 3 is a top plan view thereof;  
 FIG. 4 is a bottom plan view thereof;  
 FIG. 5 is a right side elevational view thereof;  
 FIG. 6 is a rear elevational view thereof;  
 FIG. 7 is a front elevational view thereof;  
 FIG. 8 is a perspective view of a knife showing my new design in accordance with a second embodiment;  
 FIG. 9 is a left side elevational view of the knife shown in FIG. 8;  
 FIG. 10 is a top plan view of the knife shown in FIG. 8;  
 FIG. 11 is a bottom plan view of the knife shown in FIG. 8;  
 FIG. 12 is a right side elevational view of the knife shown in FIG. 8;  
 FIG. 13 is a rear elevational view of the knife shown in FIG. 8; and,  
 FIG. 14 is a front elevational view of the knife shown in FIG. 8.

**1 Claim, 6 Drawing Sheets**

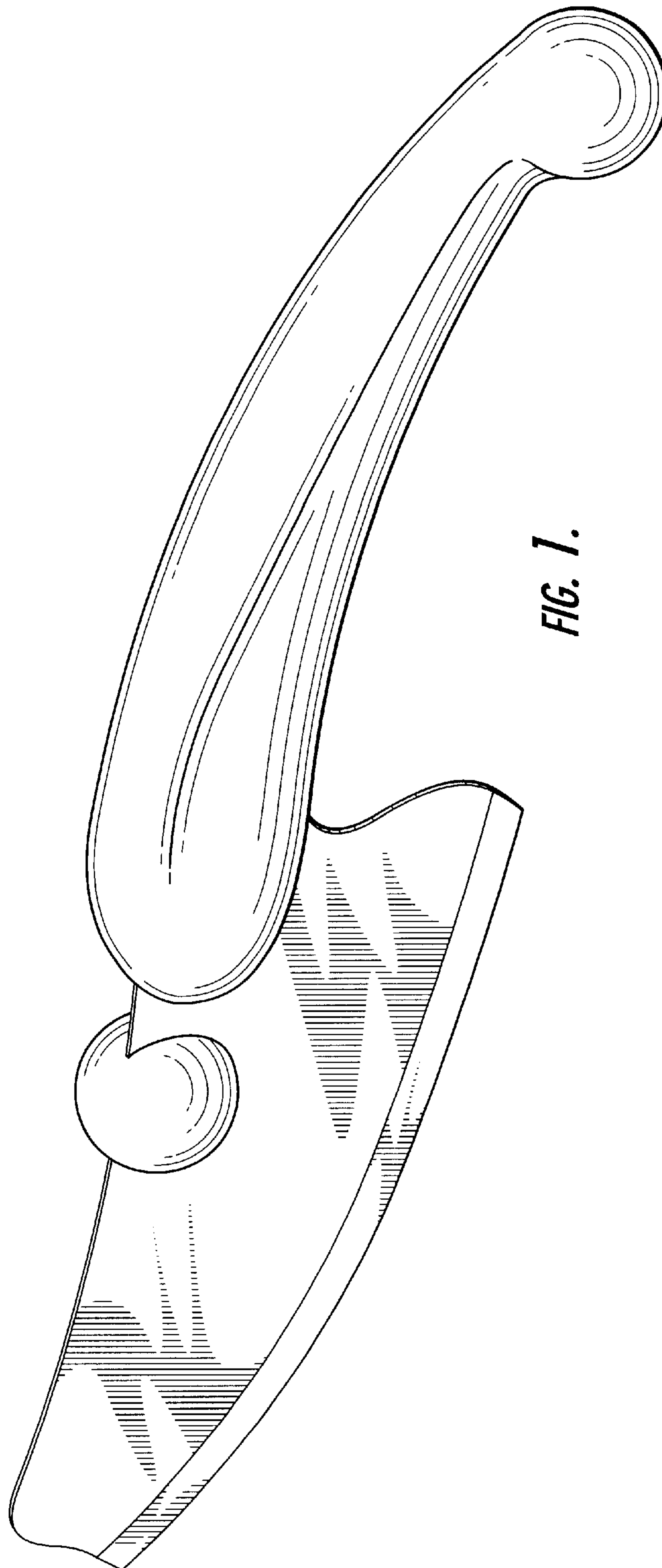
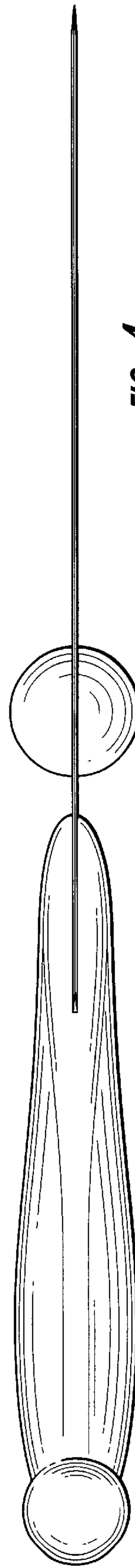
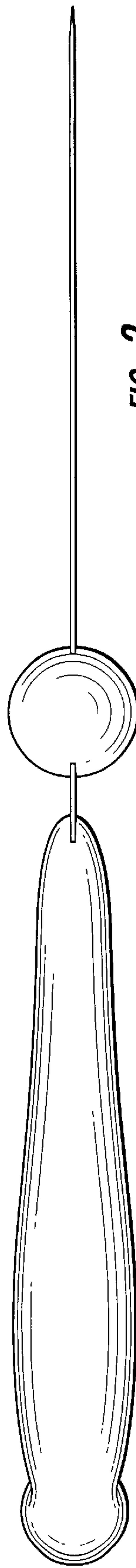
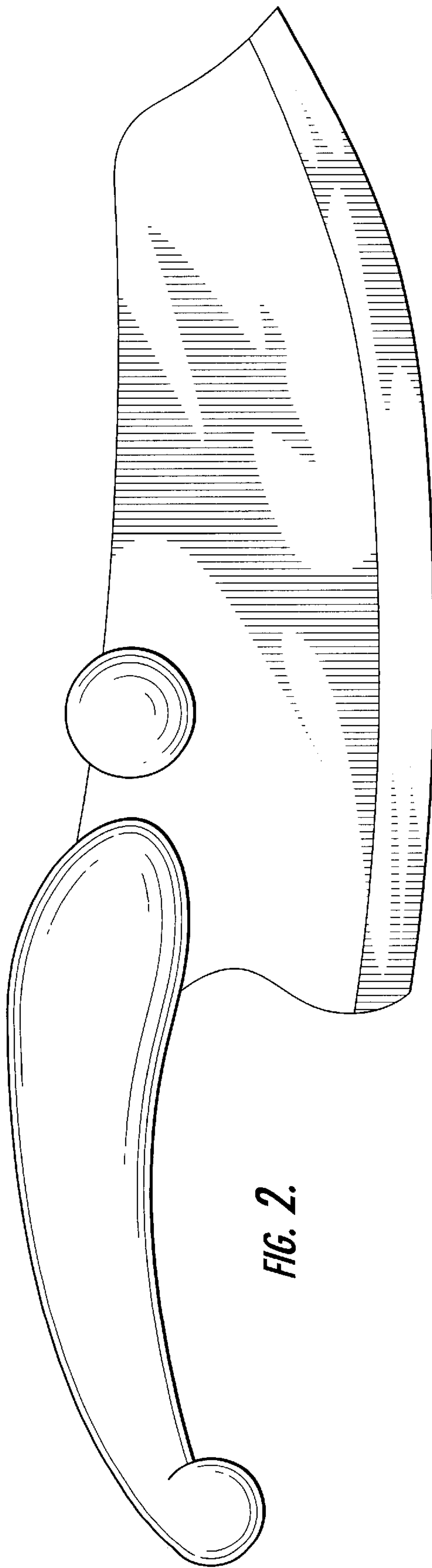
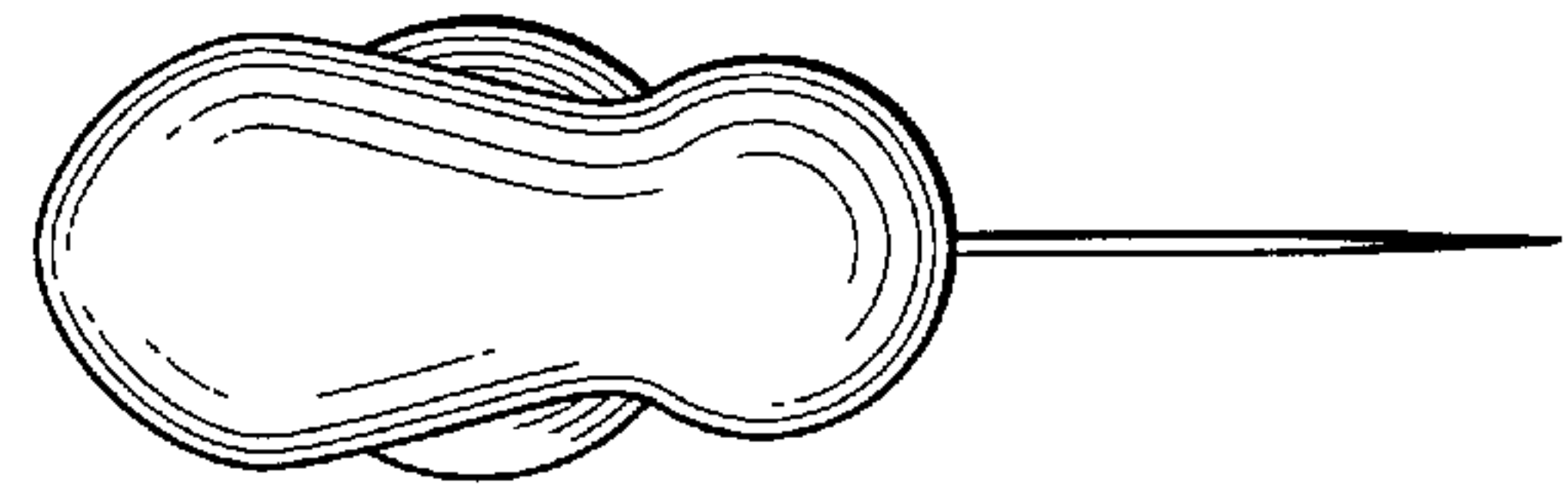
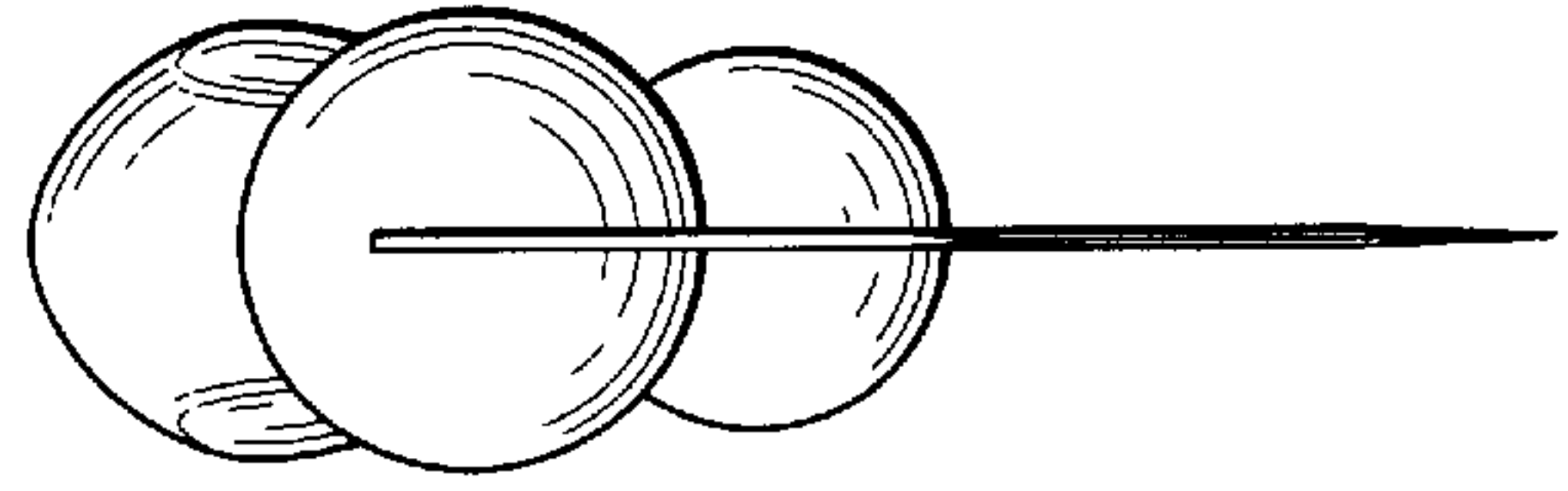
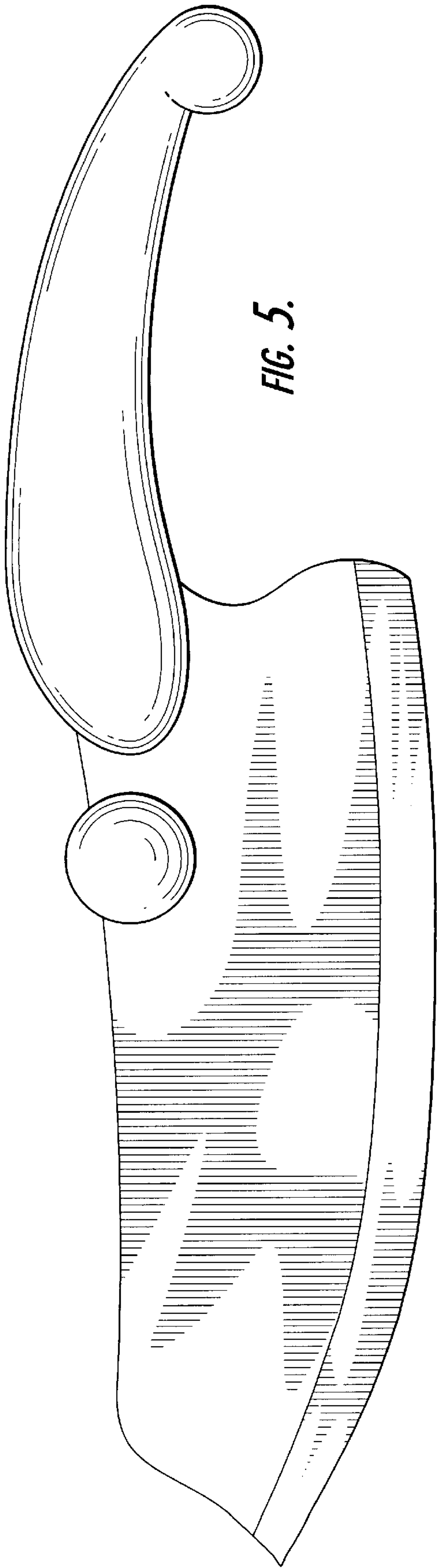
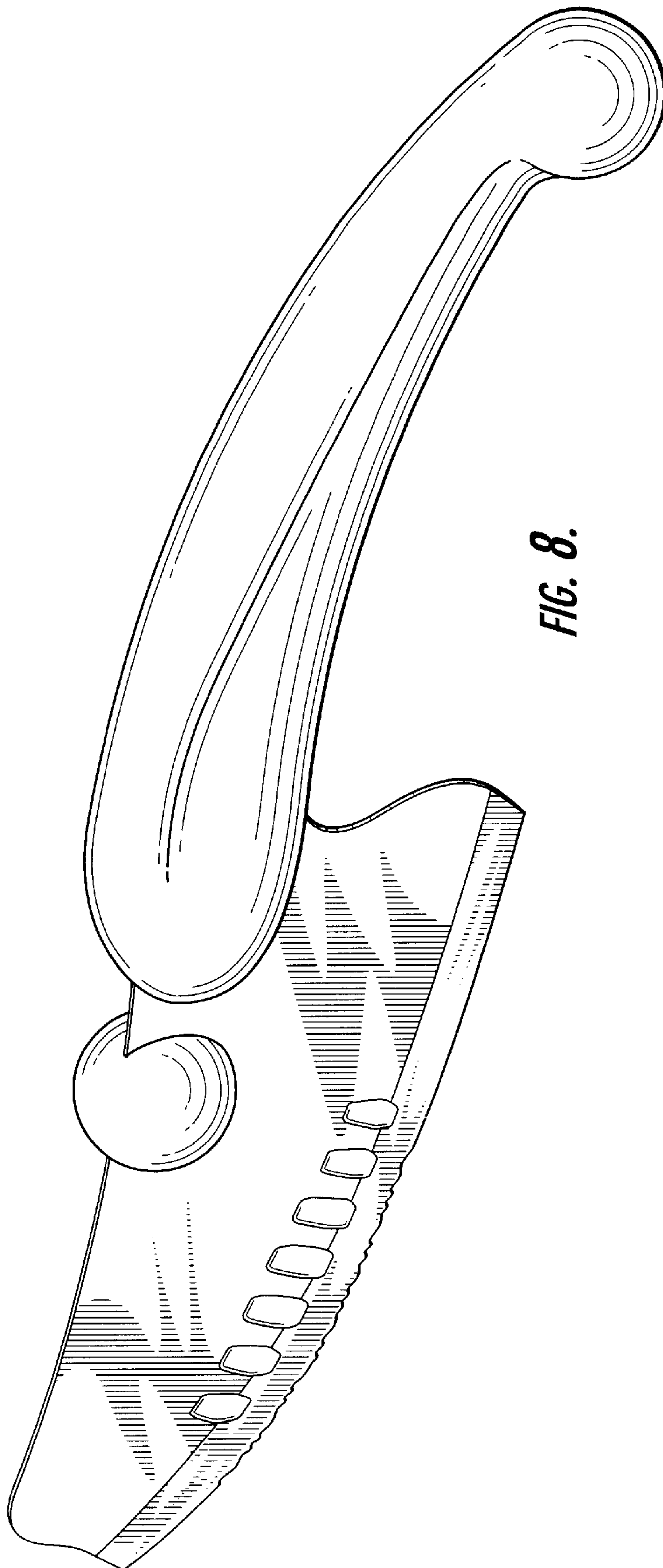


FIG. 1.

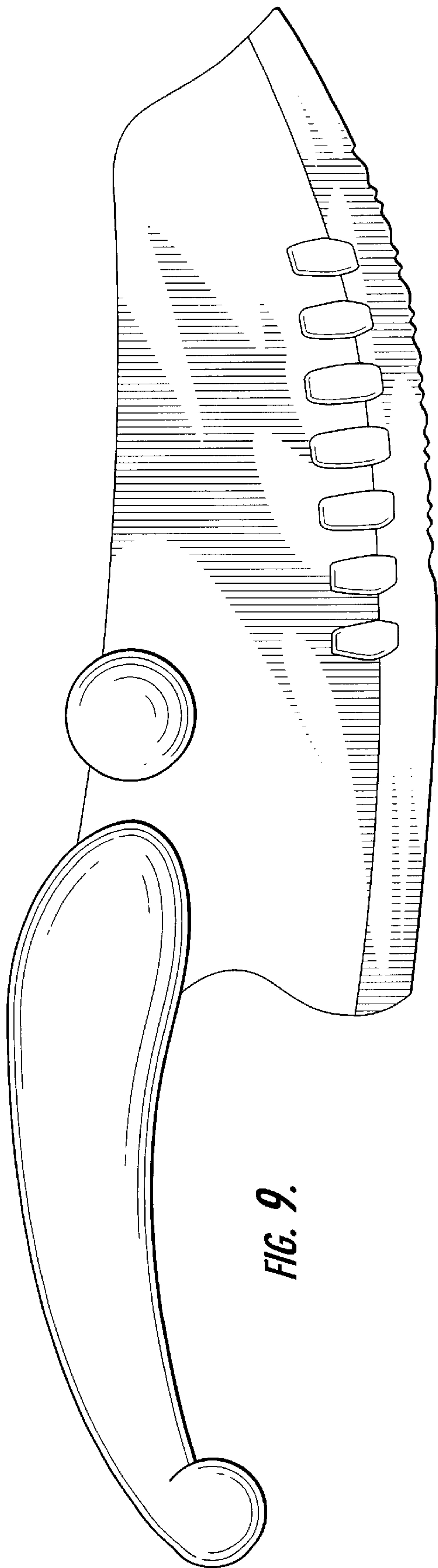




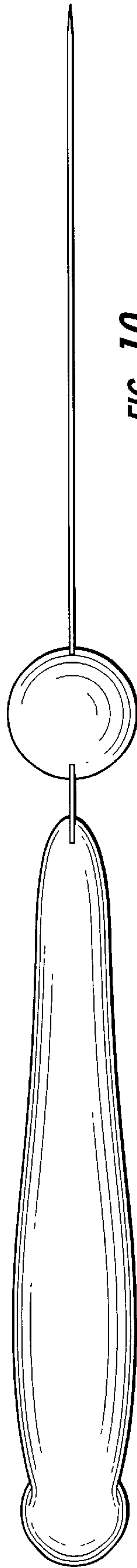




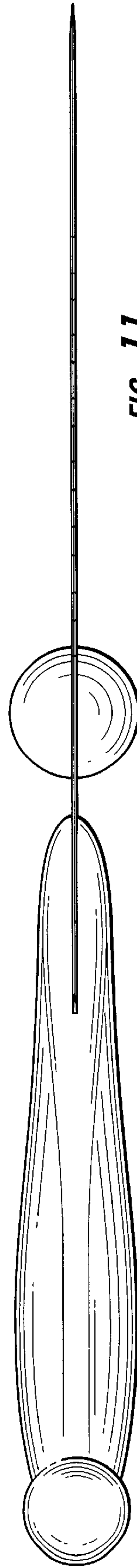
*FIG. 8.*



*FIG. 9.*



*FIG. 10.*



*FIG. 11.*

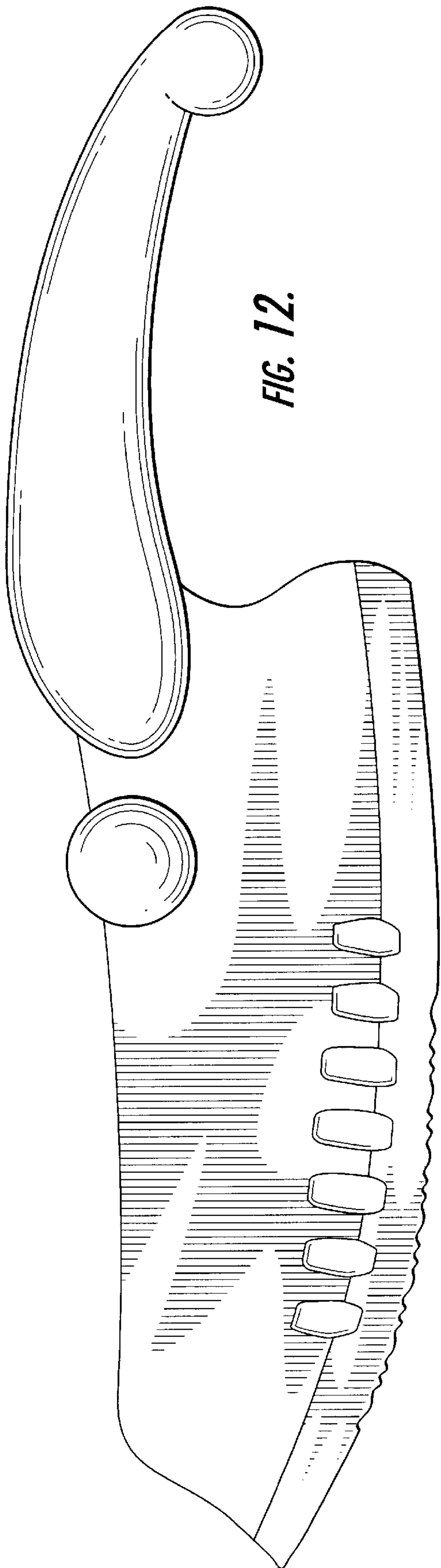


FIG. 12.

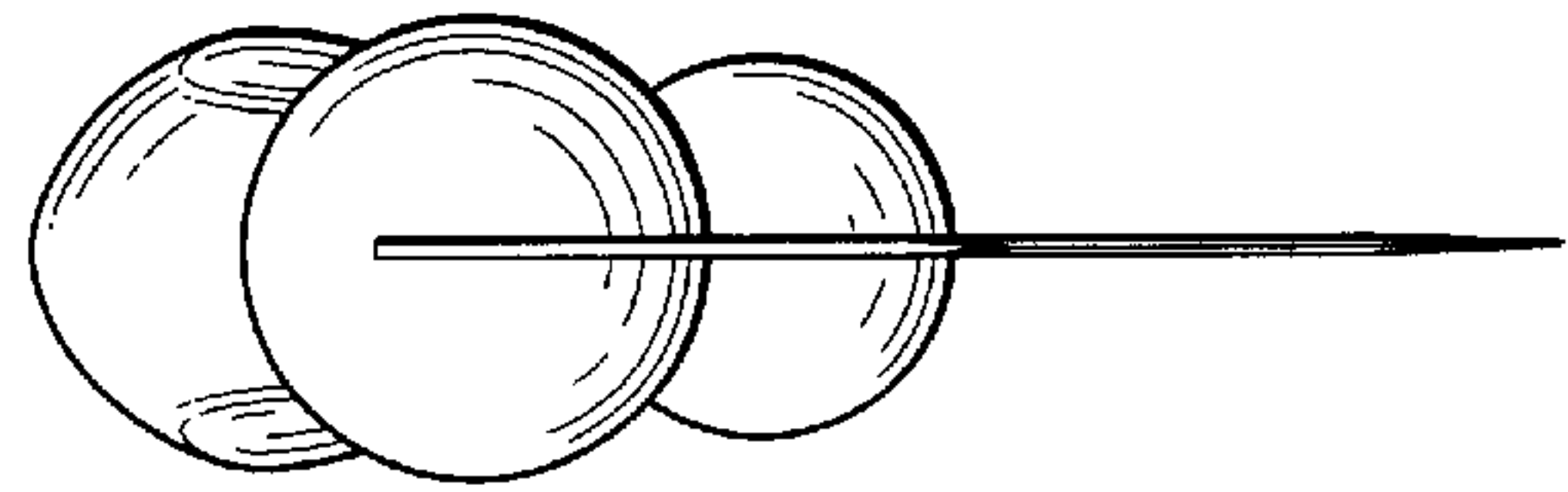


FIG. 14.

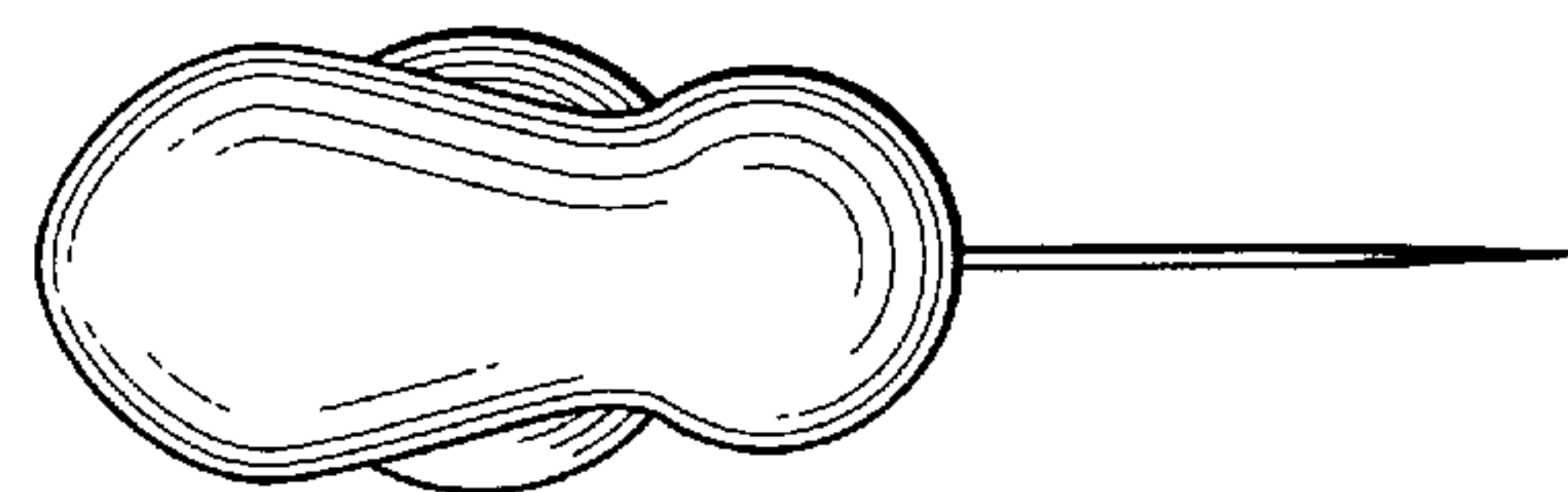


FIG. 13.