



US00D461684S

(12) **United States Design Patent**  
**Wilson**

(10) **Patent No.:** **US D461,684 S**

(45) **Date of Patent:** **\*\* Aug. 20, 2002**

(54) **GLASS**

(75) **Inventor:** **Lorelei K. Wilson**, Somerset, MA (US)

(73) **Assignee:** **Libbey Glass Inc.**, Toledo, OH (US)

(\*\*) **Term:** **14 Years**

(21) **Appl. No.:** **29/140,811**

(22) **Filed:** **Apr. 25, 2001**

(51) **LOC (7) Cl.** ..... **07-01**

(52) **U.S. Cl.** ..... **D7/531; D7/523**

(58) **Field of Search** ..... D7/523, 509, 530,  
D7/531, 532; 220/710.5, 715, 714, 675,  
703, 574, 212; 215/12.1, 337, 384, 377;  
D9/558

(56) **References Cited**

**U.S. PATENT DOCUMENTS**

D42,683 S	*	7/1912	Anderson	.....	D7/531
D47,721 S	*	8/1915	Haley	.....	D7/531
D81,984 S	*	9/1930	Kirkpatrick	.....	D7/531
D106,973 S	*	11/1937	Hansen	.....	D7/523
D108,220 S	*	2/1938	Shapiro	.....	D7/532
D112,949 S	*	1/1939	Morgan	.....	D7/531
3,089,605 A	*	5/1963	Buonauro	.....	215/377
D229,007 S	*	11/1973	Hodges	.....	D7/531
D264,535 S	*	5/1982	Kiyokane	.....	D7/530

D370,389 S	*	6/1996	Wilson	.....	D7/531
D370,830 S	*	6/1996	Wilson	.....	D7/531
D380,647 S	*	7/1997	Durand	.....	D7/531
D384,246 S	*	9/1997	McKnight	.....	D7/509
D404,970 S	*	2/1999	Asberg	.....	D7/511
D405,319 S	*	2/1999	Jarvis	.....	D7/531
D428,307 S	*	7/2000	Yeandel	.....	D7/531
D436,297 S	*	1/2001	Shook	.....	D7/530
D452,797 S	*	1/2002	Palefsky et al.	.....	D7/511

**OTHER PUBLICATIONS**

Libbey 1999 Retail Catalog, Libbey Glass Inc., 1999, pp. 14 and 15.

\* cited by examiner

*Primary Examiner*—M. N. Pandozzi

(74) *Attorney, Agent, or Firm*—Emch, Schaffer, Schaub & Porcello Co., L.P.A.

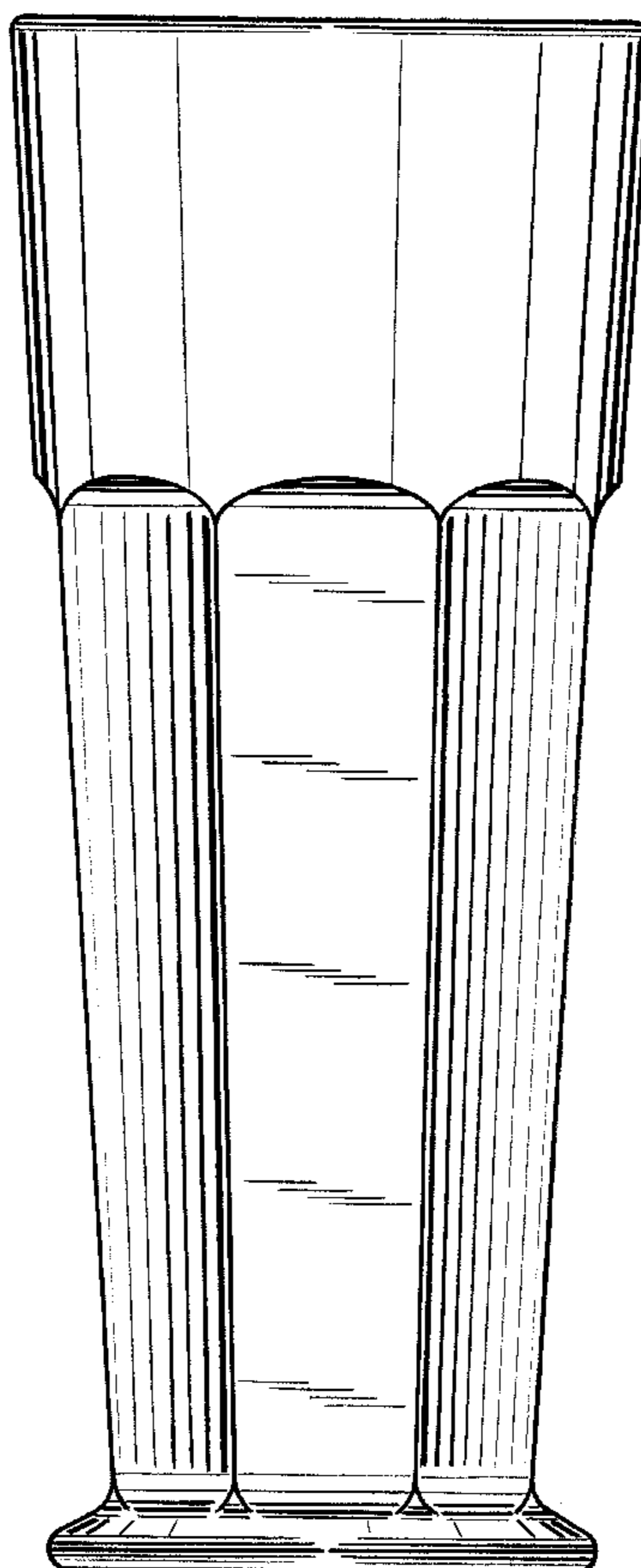
(57) **CLAIM**

The ornamental design for a glass, as shown and described.

**DESCRIPTION**

FIG. 1 is a front elevational view of a glass according to the present design, the rear elevational view being the same; FIG. 2 is a top view thereof; and, FIG. 3 is a bottom view thereof.

**1 Claim, 2 Drawing Sheets**






FIG. 1

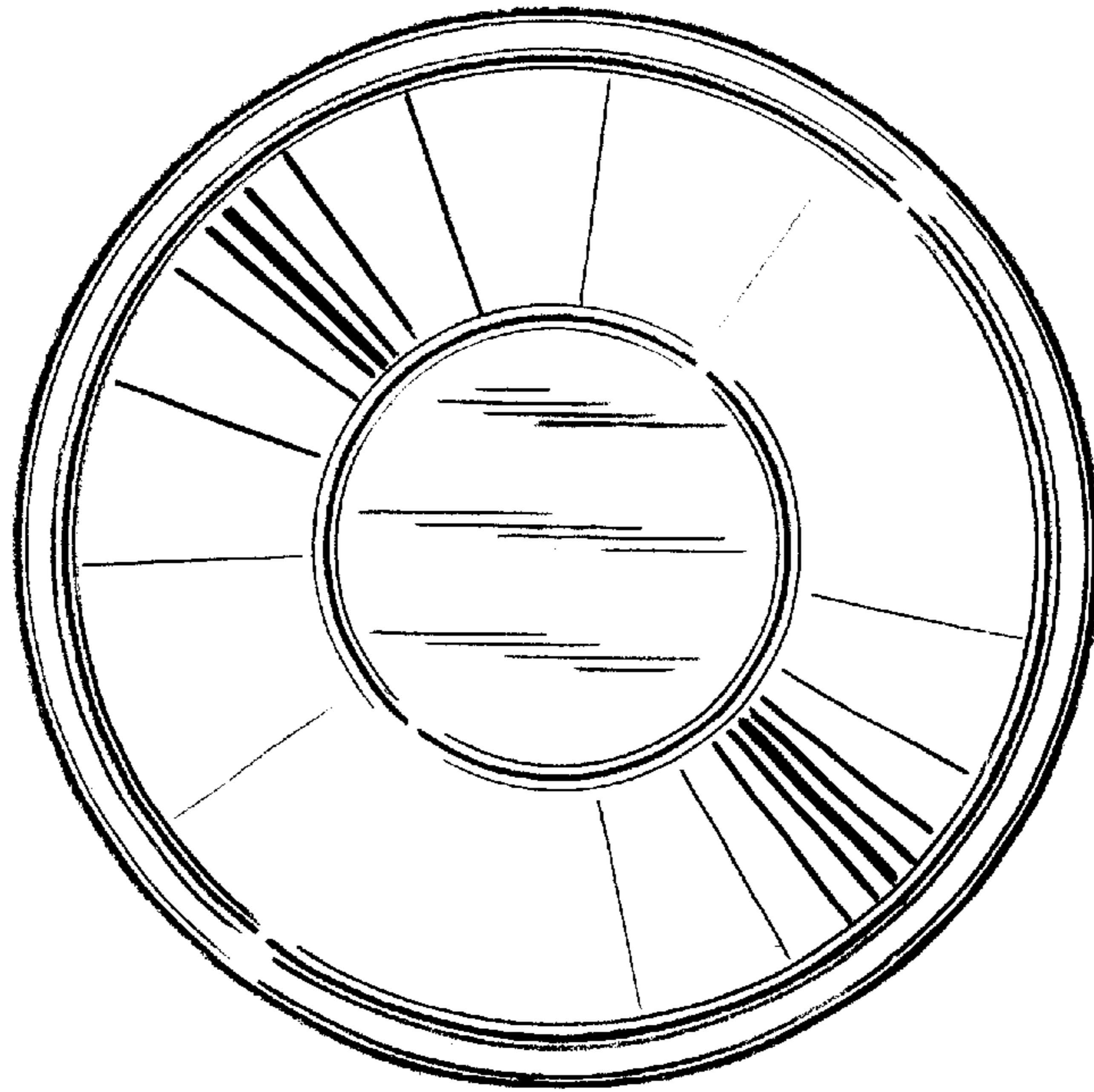


FIG. 2

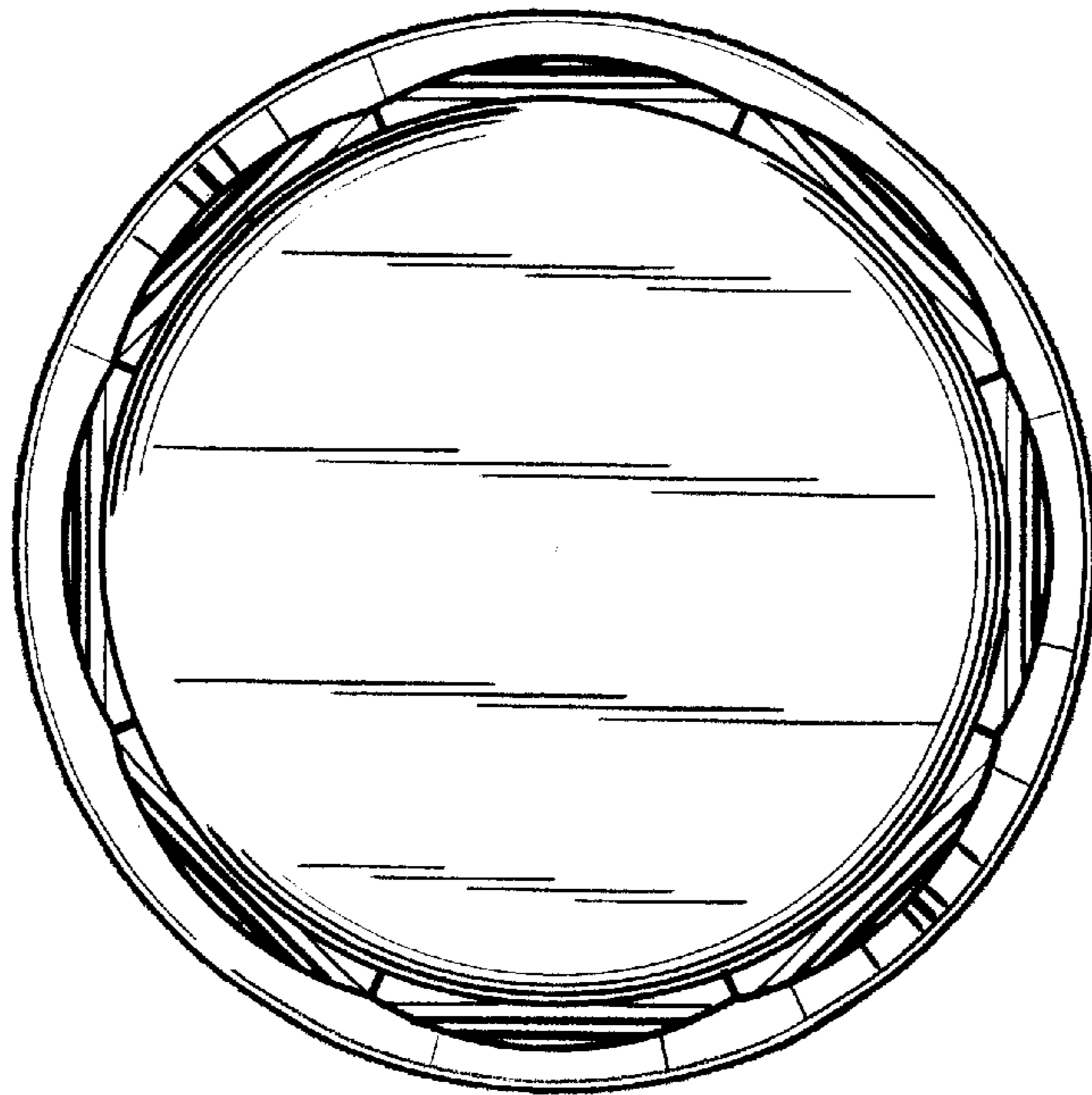


FIG. 3