



US00D461680S

(12) **United States Design Patent**
Kerr

(10) **Patent No.:** **US D461,680 S**

(45) **Date of Patent:** **** Aug. 20, 2002**

(54) **HANDLE FOR KITCHEN UTENSILS**

(75) Inventor: **Helen Kerr**, Toronto (CA)

(73) Assignee: **Browne & Co., Ltd.** (CA)

(**) Term: **14 Years**

(21) Appl. No.: **29/148,099**

(22) Filed: **Sep. 14, 2001**

(30) **Foreign Application Priority Data**

Mar. 16, 2001 (CA) 2001-0677

(51) **LOC (7) Cl.** **07-02**

(52) **U.S. Cl.** **D7/393**

(58) **Field of Search** D7/393, 395, 681-697,
D7/642, 664; D8/107; 16/110.1, 430, 431,
436

(56) **References Cited**

U.S. PATENT DOCUMENTS

103,055 A * 5/1870 Kinzer 220/752

D419,041 S * 1/2000 Frank D7/688

* cited by examiner

Primary Examiner—Terry A. Wallace

(74) *Attorney, Agent, or Firm*—Mark Kusner; Michael A. Jaffe

(57) **CLAIM**

The ornamental design for the handle for kitchen utensils, as shown and described.

DESCRIPTION

FIG. 1 is a perspective view of a handle for kitchen utensils showing my new design; the broken lines are for illustrative purposes only and form no part of the claimed design.

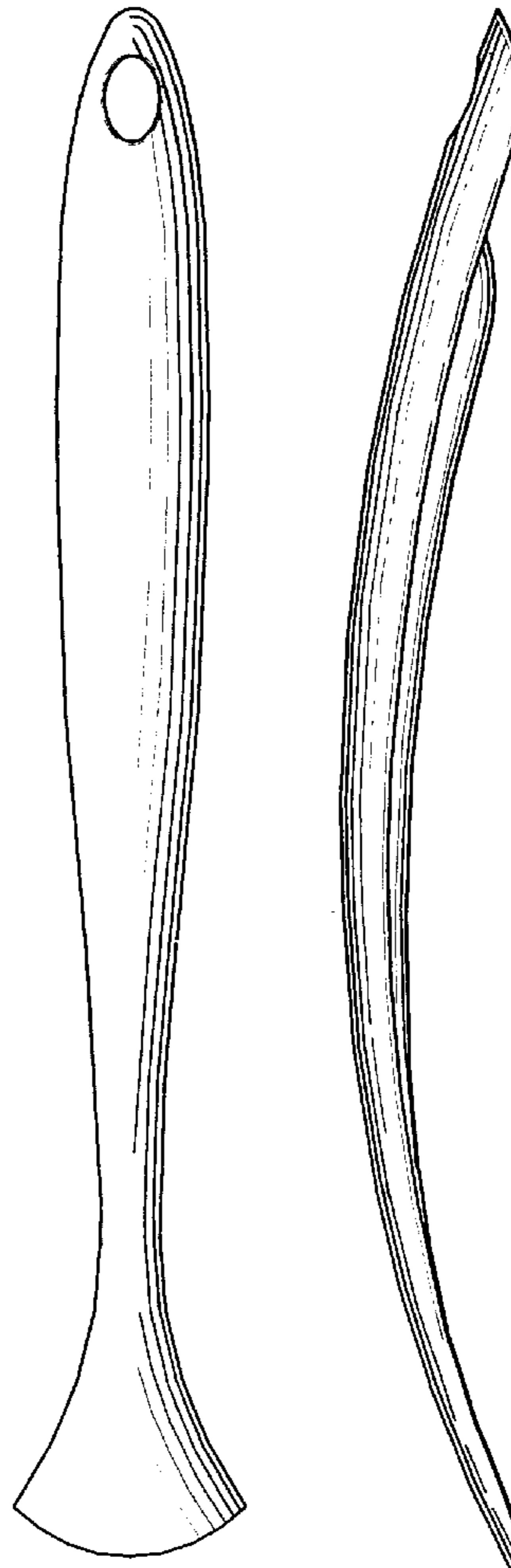
FIG. 2 is a top, plan view of the utensil handle shown in FIG. 1;

FIG. 3 is a right side, elevational view thereof, the left side, elevational view being a mirror image thereof;

FIG. 4 is a bottom, plan view thereof; and,

FIG. 5 is an end view thereof.

1 Claim, 2 Drawing Sheets



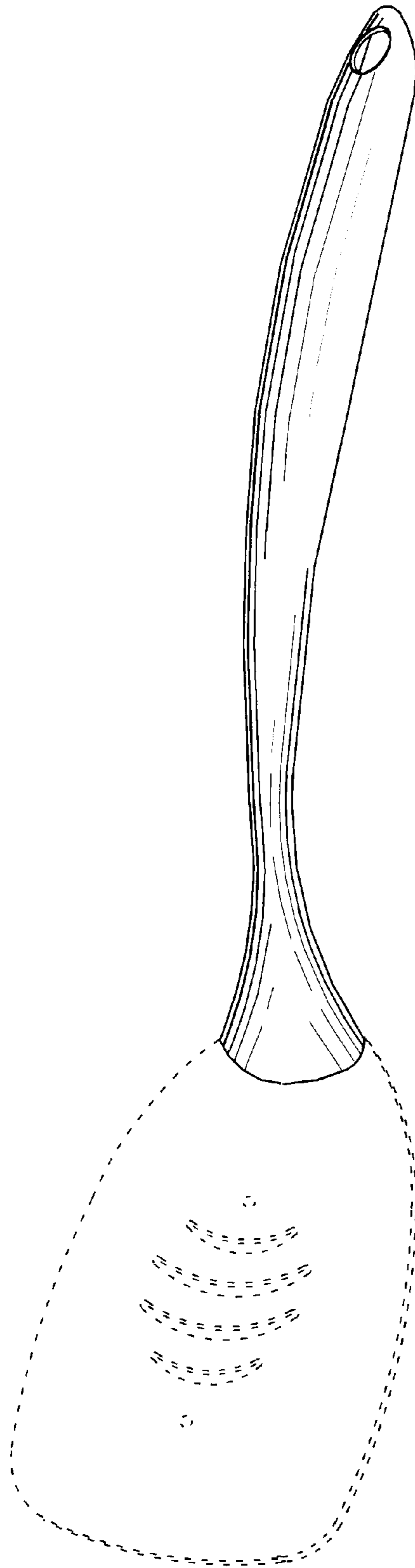


FIG.1

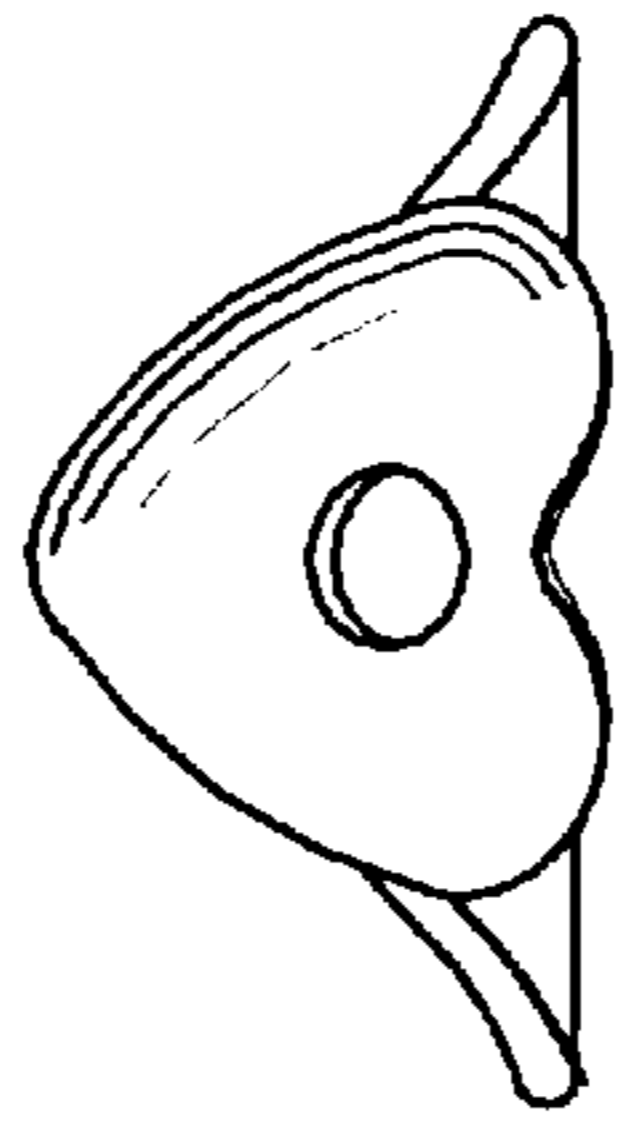


FIG. 5

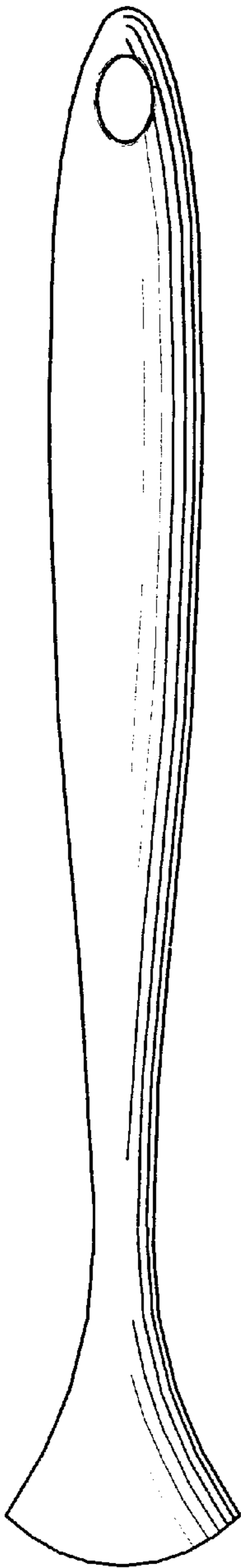


FIG. 2

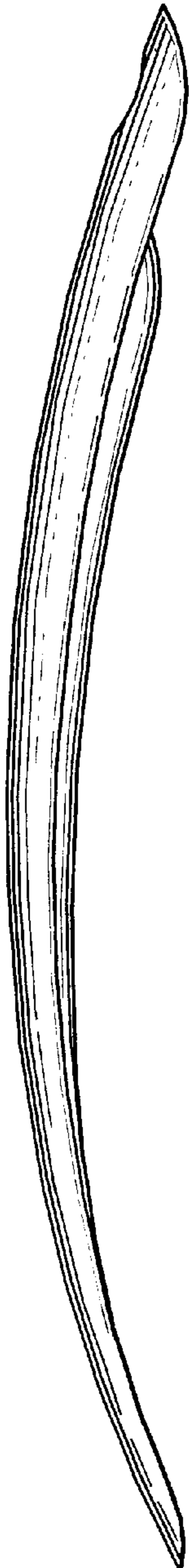


FIG. 3

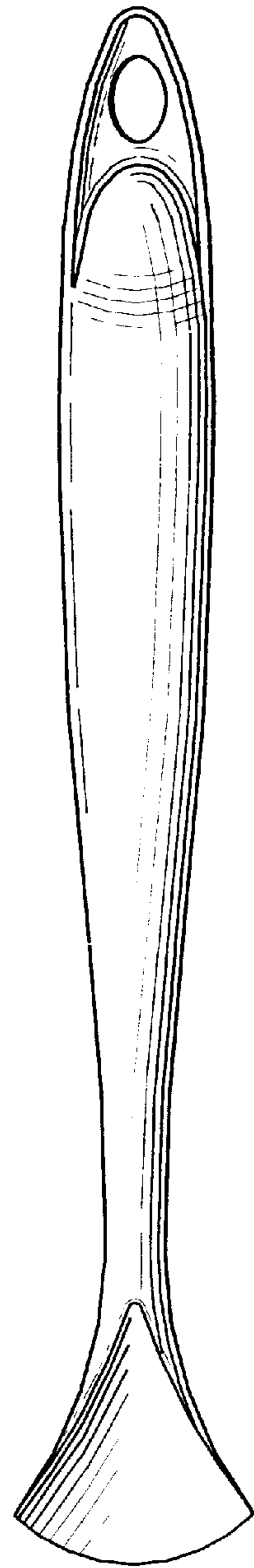


FIG. 4