



US00D461655S

(12) **United States Design Patent**
Stanton

(10) **Patent No.:** **US D461,655 S**

(45) **Date of Patent:** **** Aug. 20, 2002**

(54) **CHINA CABINET**

(75) **Inventor:** **Shawn Christopher Stanton**, High Point, NC (US)

(73) **Assignee:** **Thomasville Furniture Industries, Inc.**, Thomasville, NC (US)

(**) **Term:** **14 Years**

(21) **Appl. No.:** **29/147,686**

(22) **Filed:** **Aug. 31, 2001**

(51) **LOC (7) Cl.** **06-04**

(52) **U.S. Cl.** **D6/470; D6/439**

(58) **Field of Search** D6/436, 437-439, D6/445-447, 470; 312/114, 117, 204, 224

(56) **References Cited**

U.S. PATENT DOCUMENTS

| | | | | | |
|------------|---|---------|---------------------|-------|--------|
| D371,256 S | * | 7/1996 | Paus | | D6/438 |
| D371,688 S | * | 7/1996 | Keller | | D6/438 |
| D372,139 S | | 7/1996 | Walters, III et al. | | D6/438 |
| D389,654 S | | 1/1998 | Walters, III et al. | | D6/438 |
| D434,249 S | | 11/2000 | Cain | | D6/438 |
| D441,219 S | * | 5/2001 | Cain | | D6/438 |
| D447,886 S | * | 9/2001 | OaHare et al. | | D6/438 |

OTHER PUBLICATIONS

Furniture Today, Wynwood China Hutch, p. 141, Apr. 12, 1999.*

Furniture Today, Hamilton & Spill China Hutch, p. 152, Apr. 3, 2000.*

Furniture Today, Bassett China Hutch, p. 92, Apr. 3, 2000.*

China, Elysee Collection brochure, Thomasville Furniture Industries, Inc., p. 12, 1999.

* cited by examiner

Primary Examiner—Cathron C. Brooks

(74) *Attorney, Agent, or Firm*—Womble Carlyle Sandridge & Rice, PLLC

(57) **CLAIM**

The ornamental design for a china cabinet, as shown and described.

DESCRIPTION


FIG. 1 is a left front perspective view of a china cabinet showing my new design;

FIG. 2 is a side elevational view, the opposite side being a mirror image thereof; and,

FIG. 3 is a front elevational view thereof.

The bottom and rear views of the china cabinet are not shown and form no part of the claimed design. The dashed lines represent environmental elements only and form no part of the claimed design.

1 Claim, 3 Drawing Sheets






FIG. 1

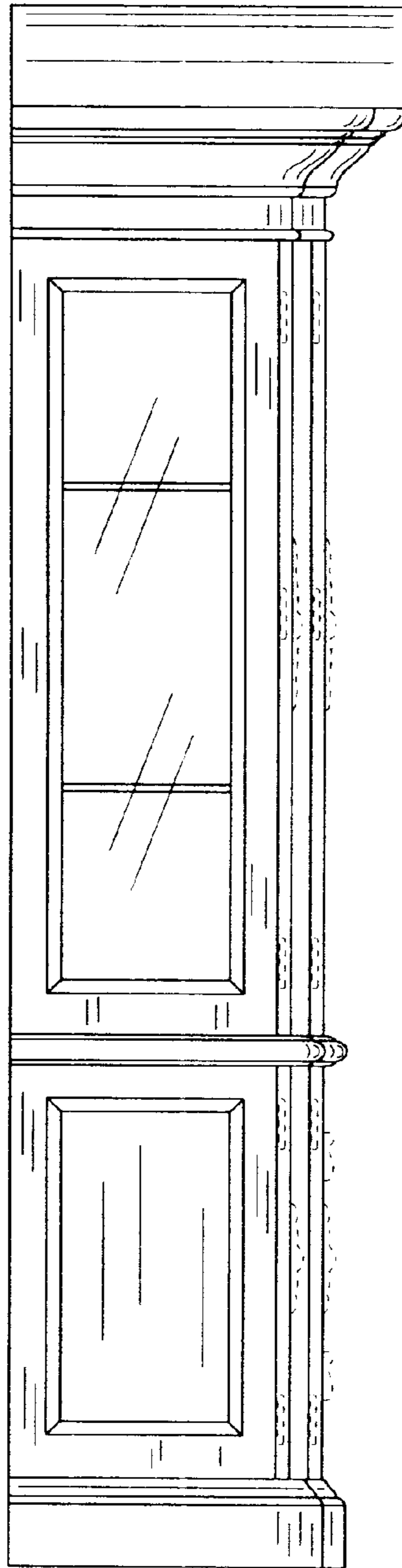


FIG. 2



FIG. 3