



US00D461652S

(12) **United States Design Patent**  
**Stanton**

(10) **Patent No.:** **US D461,652 S**

(45) **Date of Patent:** **\*\* Aug. 20, 2002**

(54) **ENTERTAINMENT CENTER**

(75) **Inventor:** **Shawn Christopher Stanton**, High Point, NC (US)

(73) **Assignee:** **Thomasville Furniture Industries, Inc.**, Thomasville, NC (US)

(\*\*) **Term:** **14 Years**

(21) **Appl. No.:** **29/147,552**

(22) **Filed:** **Aug. 30, 2001**

(51) **LOC (7) Cl.** ..... **06-04**

(52) **U.S. Cl.** ..... **D6/439; D6/446**

(58) **Field of Search** ..... **D6/436, 437-439, D6/445-447, 470; 312/114, 117, 204, 224**

(56) **References Cited**

**U.S. PATENT DOCUMENTS**

D403,891 S \* 1/1999 West ..... D6/439  
D403,893 S \* 1/1999 Welborn, Jr. .... D6/439

**OTHER PUBLICATIONS**

Armoire, Elysee Collection brochure, Thomasville Furniture Industries, Inc., p. 5, 1999.

Basket weave design, Elysee Collection brochure, Thomasville Furniture Industries, Inc., p. 16, 1999.

\* cited by examiner

*Primary Examiner*—Cathron C. Brooks

(74) *Attorney, Agent, or Firm*—Womble Carlyle Sandridge & Rice, PLLC

(57) **CLAIM**

The ornamental design for an entertainment center, as shown and described.

**DESCRIPTION**


FIG. 1 is a left front perspective view of an entertainment center showing my new design;

FIG. 2 is a side elevational view, the opposite side being a mirror image thereof; and,

FIG. 3 is a front elevational view thereof.

The bottom and rear views of the entertainment center are not shown and form no part of the claimed design. The dashed lines represent environmental elements only and form no part of the claimed design.

**1 Claim, 3 Drawing Sheets**






FIG. 1

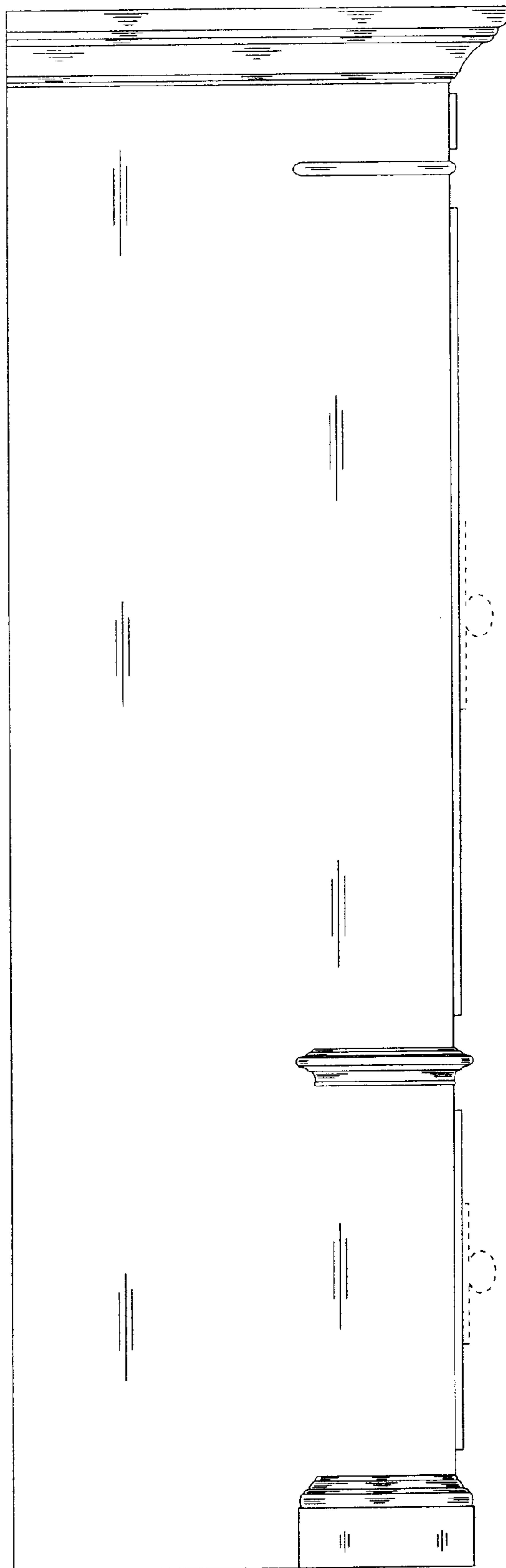


FIG. 2




FIG. 3