



US00D461640S

(12) **United States Design Patent** (10) **Patent No.:** **US D461,640 S**
Atchley et al. (45) **Date of Patent:** **** Aug. 20, 2002**

(54) **TOOL AND PART HOLDER**

(76) Inventors: **Linda C. Atchley**, 4223 W. Lakeview Cir., Louisville, TN (US) 37777;
Kenneth H. Samples, P.O. Box 9480, S. Charleston, WV (US) 25309

(**) Term: **14 Years**

(21) Appl. No.: **29/126,704**

(22) Filed: **Jul. 24, 2000**

(51) **LOC (7) Cl.** **03-01**

(52) **U.S. Cl.** **D3/315**

(58) **Field of Search** D8/16, 17, 19,
D8/7, 14; 211/70.6, 87; 206/373, 374, 375,
350; 224/183; 29/267; D3/228, 315, 905

(56) **References Cited**

U.S. PATENT DOCUMENTS

361,248 A	4/1887	Winton	335/285
3,204,776 A	9/1965	Brown et al.	211/87
4,167,056 A *	9/1979	Nattel	29/267
4,405,108 A	9/1983	Muirhead	248/206
4,826,059 A	5/1989	Bosch et al.	224/183
5,274,937 A	1/1994	Birnbaum	40/600
5,301,822 A	4/1994	Coleman et al.	211/70.6

D354,895 S	*	1/1995	Flynn	D8/16
5,560,480 A		10/1996	Singleton	206/373
5,630,517 A		5/1997	Maznik	211/70.6
5,660,276 A		8/1997	Winnard	206/350
D386,372 S	*	11/1997	Weiss	D8/14
5,760,668 A		6/1998	Testa et al.	335/285
D422,766 S	*	4/2000	Whitman	D8/16 X

* cited by examiner

Primary Examiner—Catherine R. Oliver
(74) *Attorney, Agent, or Firm*—Walker, McKenzie & Walker, PC

(57) **CLAIM**

The ornamental design for a tool and part holder, as shown and described.

DESCRIPTION

FIG. 1 is a front elevational view of a tool and part holder showing our new design, the rear elevational view being a mirror image thereof;
FIG. 2 is a right side elevational view of FIG. 1;
FIG. 3 is a left side elevational view of FIG. 1;
FIG. 4 is a top plan view of FIG. 1; and,
FIG. 5 is a bottom plan view of FIG. 1.

1 Claim, 1 Drawing Sheet

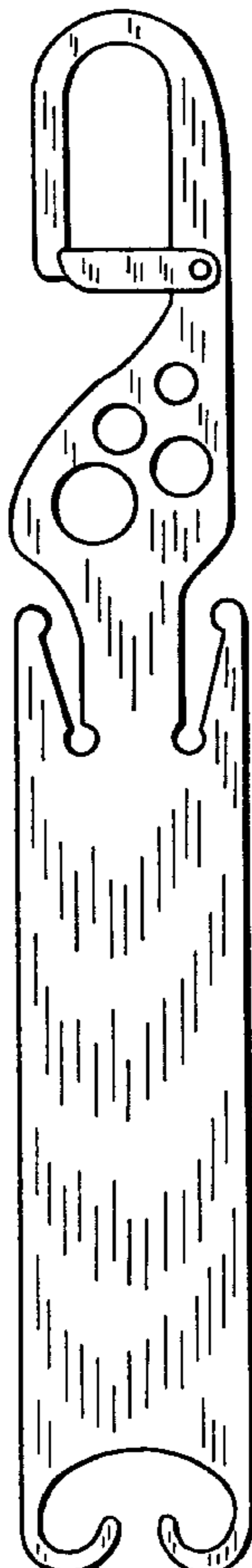


FIG. 1

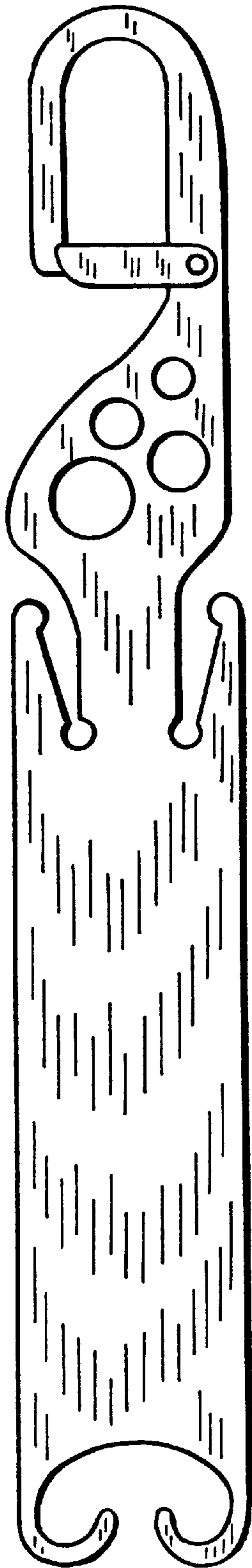


FIG. 2 FIG. 3




FIG. 4



FIG. 5

