



US00D461634S

(12) **United States Design Patent**
Watson, Sr.

(10) **Patent No.:** **US D461,634 S**

(45) **Date of Patent:** **** Aug. 20, 2002**

(54) **RANGE BAG**

(76) **Inventor:** **Edward J. Watson, Sr.**, 60 John St.,
Port Jefferson Sta, NY (US) 11776-4015

(**) **Term:** **14 Years**

(21) **Appl. No.:** **29/146,709**

(22) **Filed:** **Aug. 16, 2001**

(51) **LOC (7) Cl.** **03-01**

(52) **U.S. Cl.** **D3/255**

(58) **Field of Search** D3/254, 255, 262,
D3/320; 206/315.3, 315.4, 315.5, 315.6,
315.7

5,217,113 A	6/1993	Kobayashi	206/315.3
D341,717 S	* 11/1993	Hickin	D3/255
5,269,410 A	12/1993	Abregano	206/315.5
5,341,928 A	8/1994	Jones et al.	206/315.5
5,417,334 A	5/1995	Wu	211/70.2
5,445,267 A	8/1995	Biafore, Jr.	206/315.8
D365,205 S	* 12/1995	Holland, III	D3/255
5,474,191 A	12/1995	Bergeron et al.	211/70.2
5,730,285 A	3/1998	Sheehan	206/315.3
5,899,371 A	5/1999	Weliver	224/245
D414,035 S	* 9/1999	Stokes	D3/255
D419,294 S	* 1/2000	Wang	D3/255
6,352,187 B2	* 3/2002	Strode	206/315.6

* cited by examiner

Primary Examiner—Philip S. Hyder

(74) *Attorney, Agent, or Firm*—Donald R. Schoonover

(56) **References Cited**

U.S. PATENT DOCUMENTS

2,091,298 A	8/1937	Agnew	
2,564,318 A	8/1951	Wick	
2,737,990 A	3/1956	de Marco	
2,791,235 A	5/1957	Ogden	
2,987,109 A	6/1961	Sohmer	
4,074,739 A	2/1978	Rodeghier	
4,194,547 A	3/1980	Sidor et al.	
4,266,589 A	5/1981	Cochran	
4,317,477 A	3/1982	Baptista	150/1.5 B
4,804,121 A	2/1989	Stanton et al.	224/191
4,858,761 A	8/1989	Fumia	206/315.3
4,869,365 A	9/1989	Perdue et al.	206/315.5
5,031,812 A	7/1991	Gustine	224/191

(57) **CLAIM**

The ornamental design for a range bag, as shown.

DESCRIPTION

FIG. 1 is a perspective view of the range bag embodying the design of the present invention.

FIG. 2 is a front elevational view thereof;


FIG. 3 is a rear elevational view thereof;

FIG. 4 is a side elevational view thereof;

FIG. 5 is a top plan view thereof; and,

FIG. 6 is a bottom plan view thereof.

1 Claim, 3 Drawing Sheets






FIG. 1.




FIG. 5.

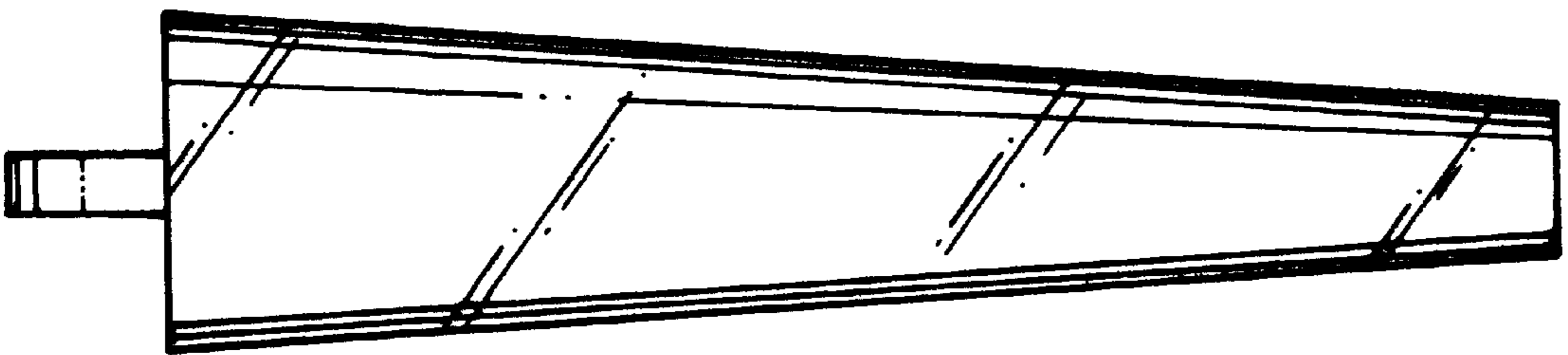


FIG. 2.




FIG. 6.

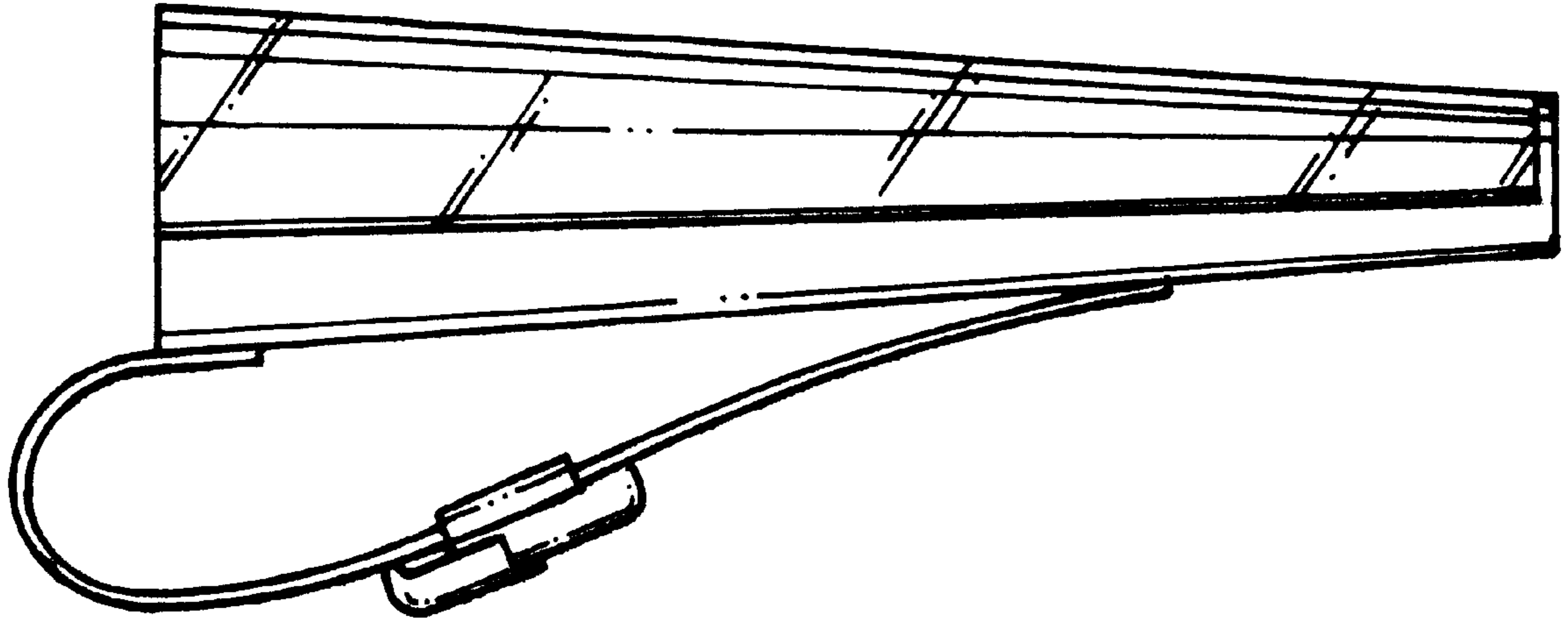


FIG. 4.

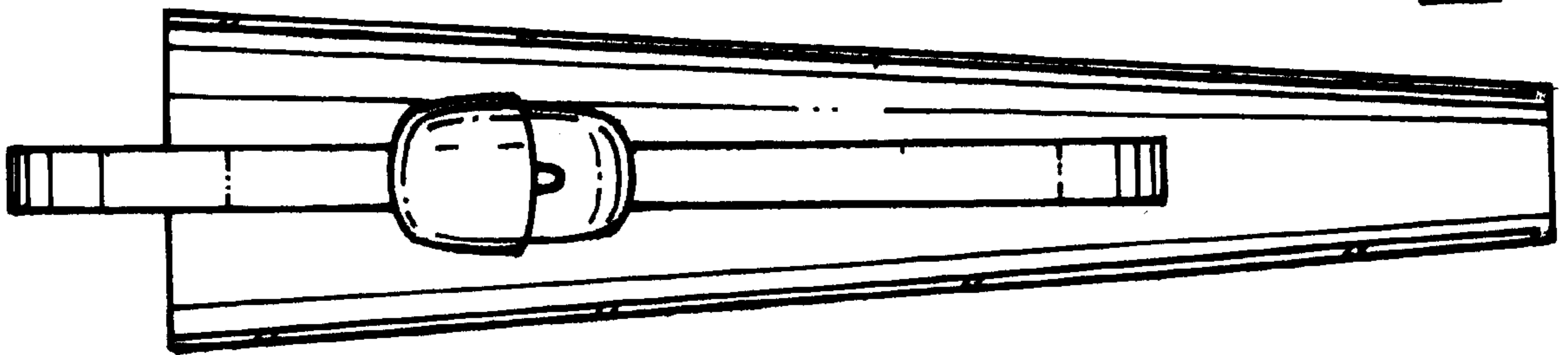


FIG. 3.