



US00D461629S

(12) **United States Design Patent**
Blakeslee

(10) **Patent No.:** **US D461,629 S**

(45) **Date of Patent:** **** Aug. 20, 2002**

- (54) **PORTION OF A SHOE UPPER**
- (75) Inventor: **Carl Blakeslee**, Portland, OR (US)
- (73) Assignee: **Nike, Inc.**, Beaverton, OR (US)
- (**) Term: **14 Years**
- (21) Appl. No.: **29/154,763**
- (22) Filed: **Jan. 31, 2002**
- (51) **LOC (7) Cl.** **02-99**
- (52) **U.S. Cl.** **D2/972**
- (58) **Field of Search** D2/896, 902, 907,
D2/946, 969, 972, 973; 36/45, 50.1, 51,
77 M, 77 R, 81, 83, 88, 113, 114, 126-130

- D415,882 S 11/1999 McDowell
- D432,776 S 10/2000 McDowell
- D432,780 S 10/2000 Hardy
- D440,392 S 4/2001 Neely
- D444,936 S 6/2001 Matis et al.
- D450,438 S 7/2001 Dolan
- D452,070 S 11/2001 Holmes
- D443,978 S 12/2001 McDowell

OTHER PUBLICATIONS

- Nike Footwear Catalog, Fall 1987, p. 4, published Jan. 1987.
- Nike Footwear Catalog, Spring 1988, p. 22, Jun. 1987.

(List continued on next page.)

(56) **References Cited**
U.S. PATENT DOCUMENTS

- 1,894,939 A 1/1933 Brown et al.
- 4,535,554 A 8/1985 De Obaldia B.
- D296,146 S 6/1988 McCrea
- D298,982 S * 12/1988 Lussier D2/973
- D307,508 S 5/1990 Miller et al.
- D309,667 S 8/1990 Aveni
- D325,811 S 5/1992 Backus et al.
- D329,128 S 9/1992 Rogers et al.
- D331,829 S 12/1992 Kittle
- D341,927 S 12/1993 Worthington
- D342,600 S 12/1993 Hatfield et al.
- D342,604 S 12/1993 Avar
- D342,821 S 1/1994 Avar
- D345,253 S 3/1994 Lucas
- D347,724 S 6/1994 Teague
- D348,977 S 7/1994 Koh
- D350,637 S 9/1994 Mitsui
- D356,663 S 3/1995 Ueda
- D359,238 S 6/1995 Sifling
- D368,578 S 4/1996 Smith
- D373,463 S 9/1996 Greene
- D377,263 S 1/1997 Lucas
- D380,081 S 6/1997 Gerber
- D385,404 S 10/1997 Van Noy
- D391,053 S 2/1998 Lucas
- D397,543 S 9/1998 Silvers
- D407,199 S 3/1999 Hardy

Primary Examiner—Dominic Simone
(74) *Attorney, Agent, or Firm*—Banner & Witcoff, Ltd.

(57) **CLAIM**

The ornamental design for a portion of a shoe upper, as shown and described.

DESCRIPTION

FIG. 1 is a perspective view of a portion of a shoe upper showing my new design;

FIG. 2 is a side view of a first side thereof;

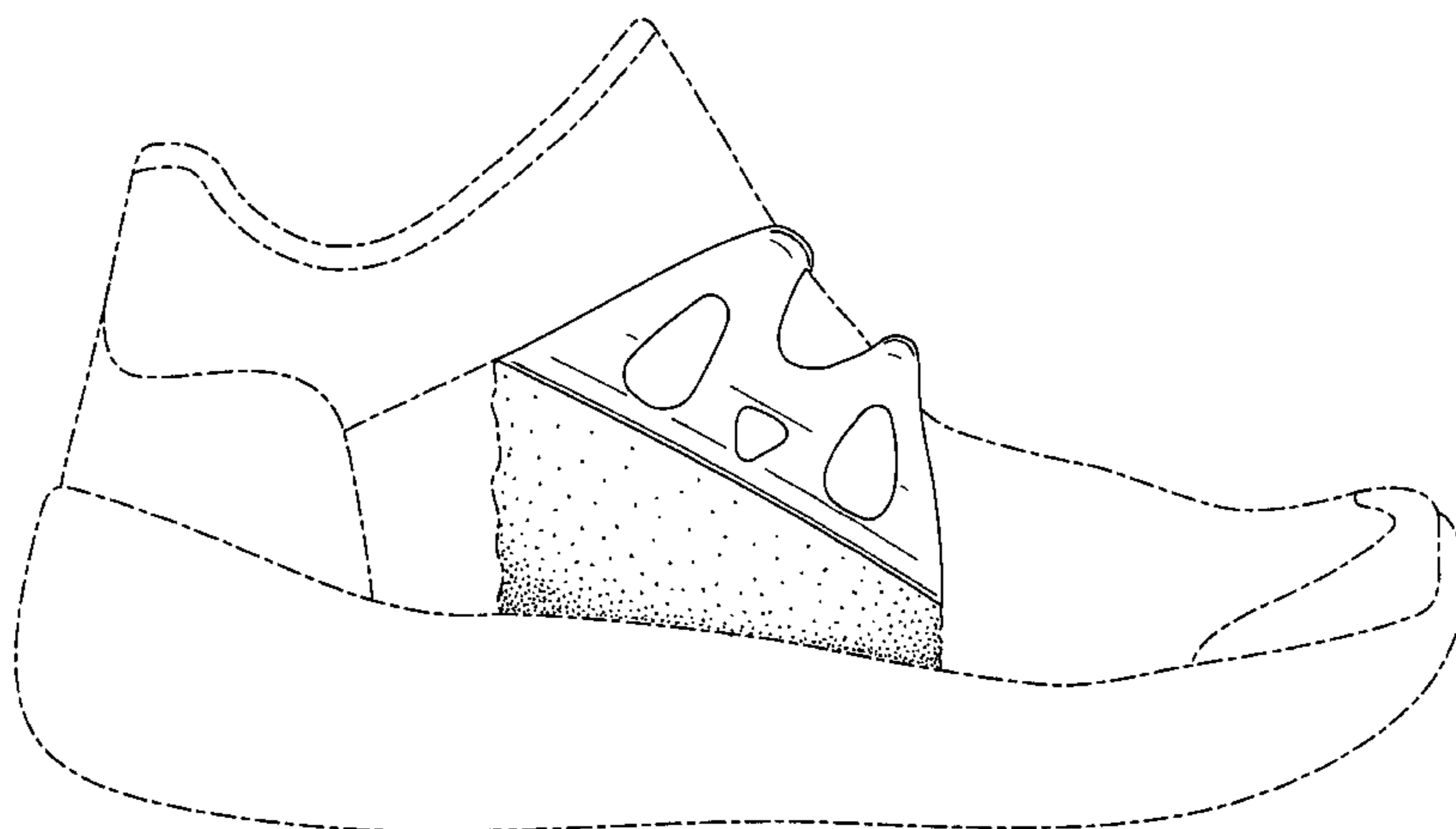
FIG. 3 is a side view of an opposite side thereof;

FIG. 4 is a top view thereof; and,

FIG. 5 is a front view thereof.

The broken lines immediately adjacent to the shaded areas represent an unclaimed boundary of the design. The broken line showing of the remainder of the shoe is for illustrative purposes only and forms no part of the claimed design.

1 Claim, 5 Drawing Sheets-



OTHER PUBLICATIONS

Nike Footwear Catalog, Fall 1988, p. 8, 24, 60, 10, published Dec. 1987.

Nike Footwear Catalog, Fall 1989, pp. 66, 80 and 126, published Dec. 1988.

Nike Footwear Catalog, Spring 1990, p. 4, published Jun. 1989.

Nike Footwear Catalog, Spring 1993, published Jun. 1992.

Nike Footwear Catalog, Fall 1993, pp. 8 and 28, published Dec. 1992.

Nike Footwear Catalog, Holiday 1993, p. 40, published Mar. 1993.

Nike Footwear Catalog, Spring 1994, pp. 6 and 22, published Jun. 1993.

Nike Footwear Catalog, Fall 1994, p. 122, published Nov. 1993.

Nike Footwear Catalog, Spring 1997, pp. 102 and 131, published Jun. 1996.

Nike Footwear Catalog, Holiday 1997, p. 137, published Mar. 1997.

Nike Footwear Catalog, Late Spring 1998, p. 143, published Sep. 1997.

Nike Footwear Catalog, Spring 1999, pp. M7 and M30, published Jun. 1998.

Nike Footwear Catalog, Spring 2000 #1, p. M29, published Jun. 1999.

Nike Footwear Catalog, Fall 2000 #1, p. M15, published Nov. 1999.

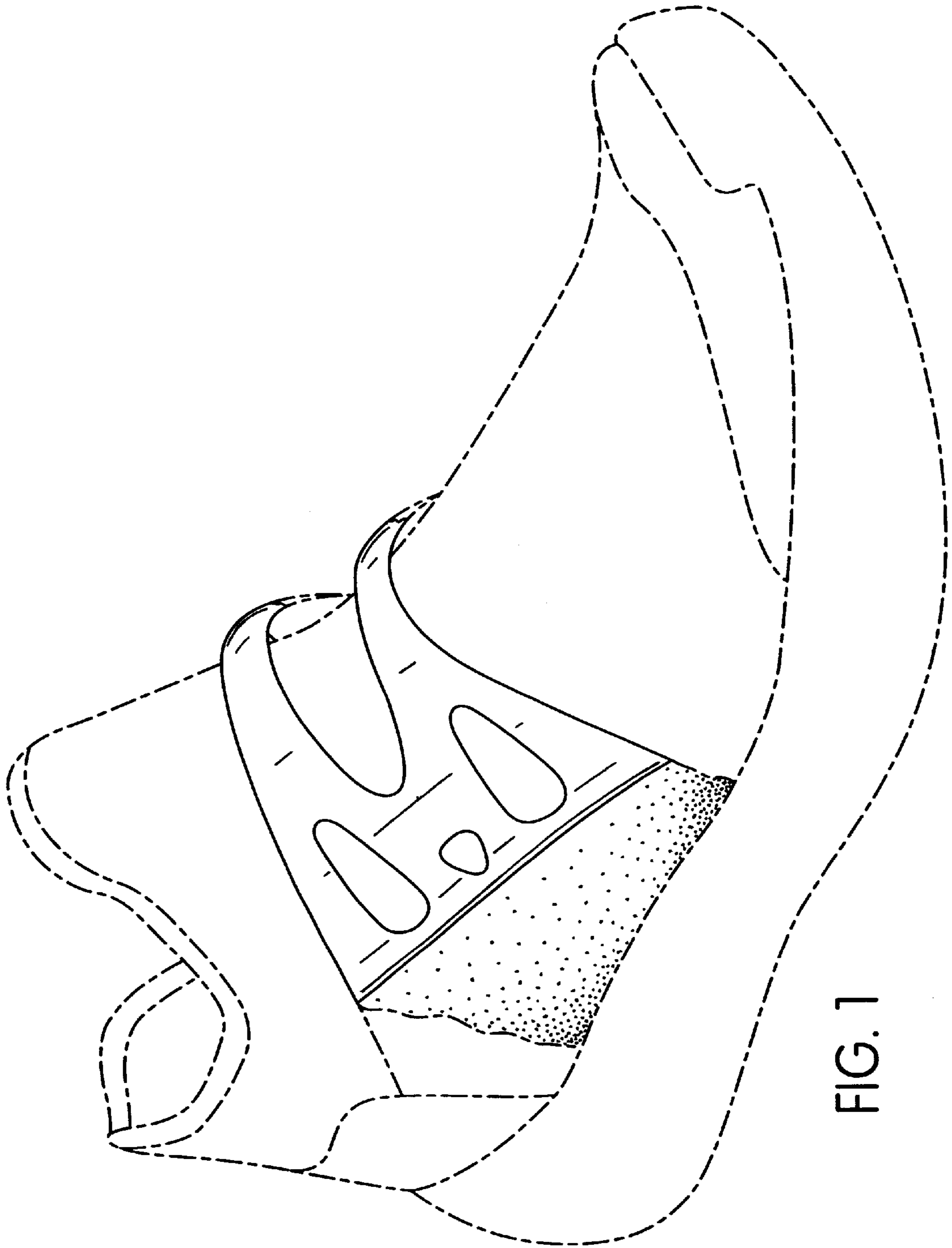
Nike Footwear Catalog, Spring 2001, pp. W56 and W16, published Jun. 2000.

Nike Footwear Catalog, Late Spring 2001, pp. W27 and W11, published Sep. 2000.

Nike Footwear Catalog, Fall 2001, pp. W13 and M35, published Nov. 2000.

Nike Footwear Catalog, Spring 2002, pp. W36, M31 and M90, published Jun. 2001.

* cited by examiner



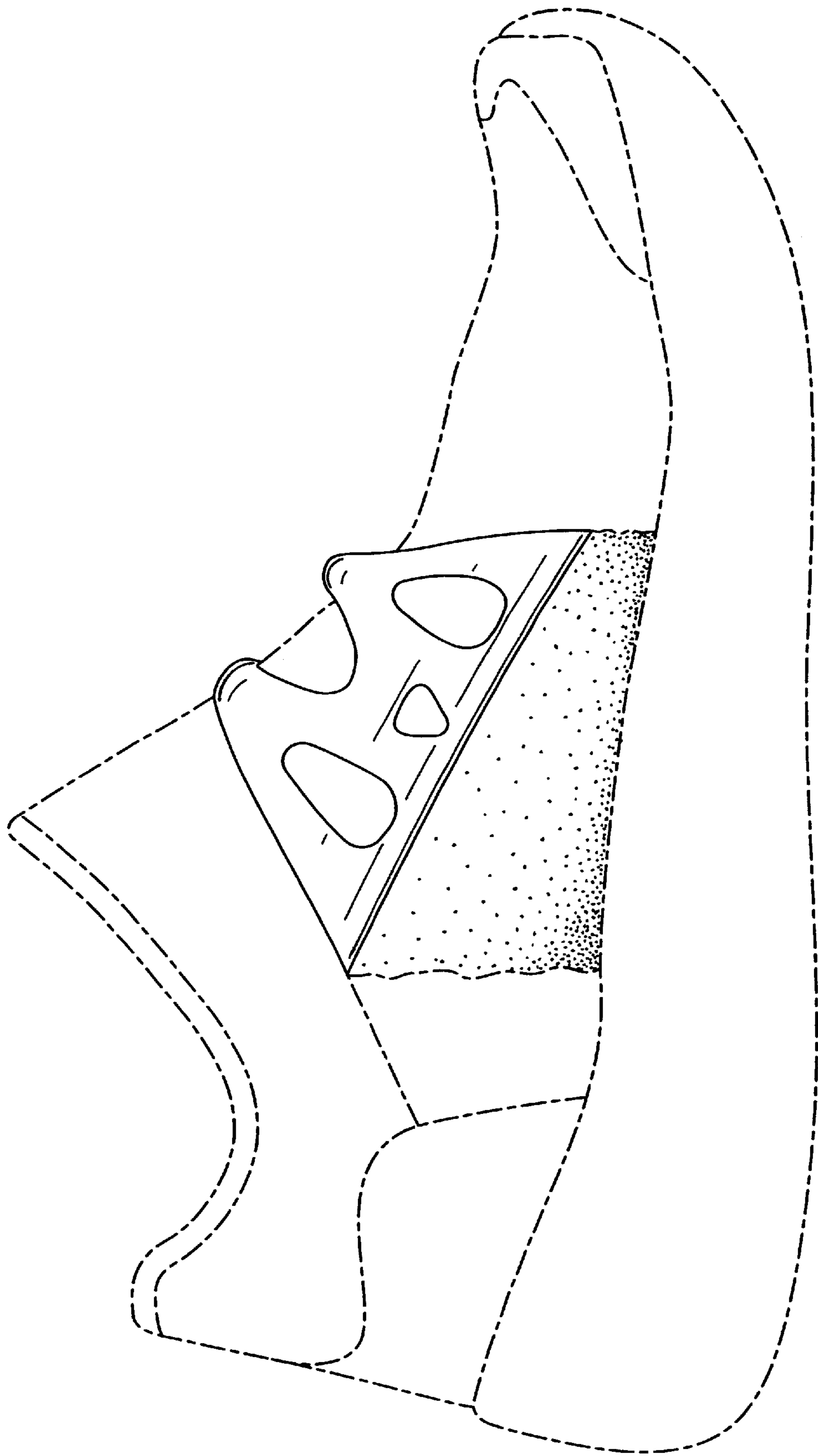


FIG. 2

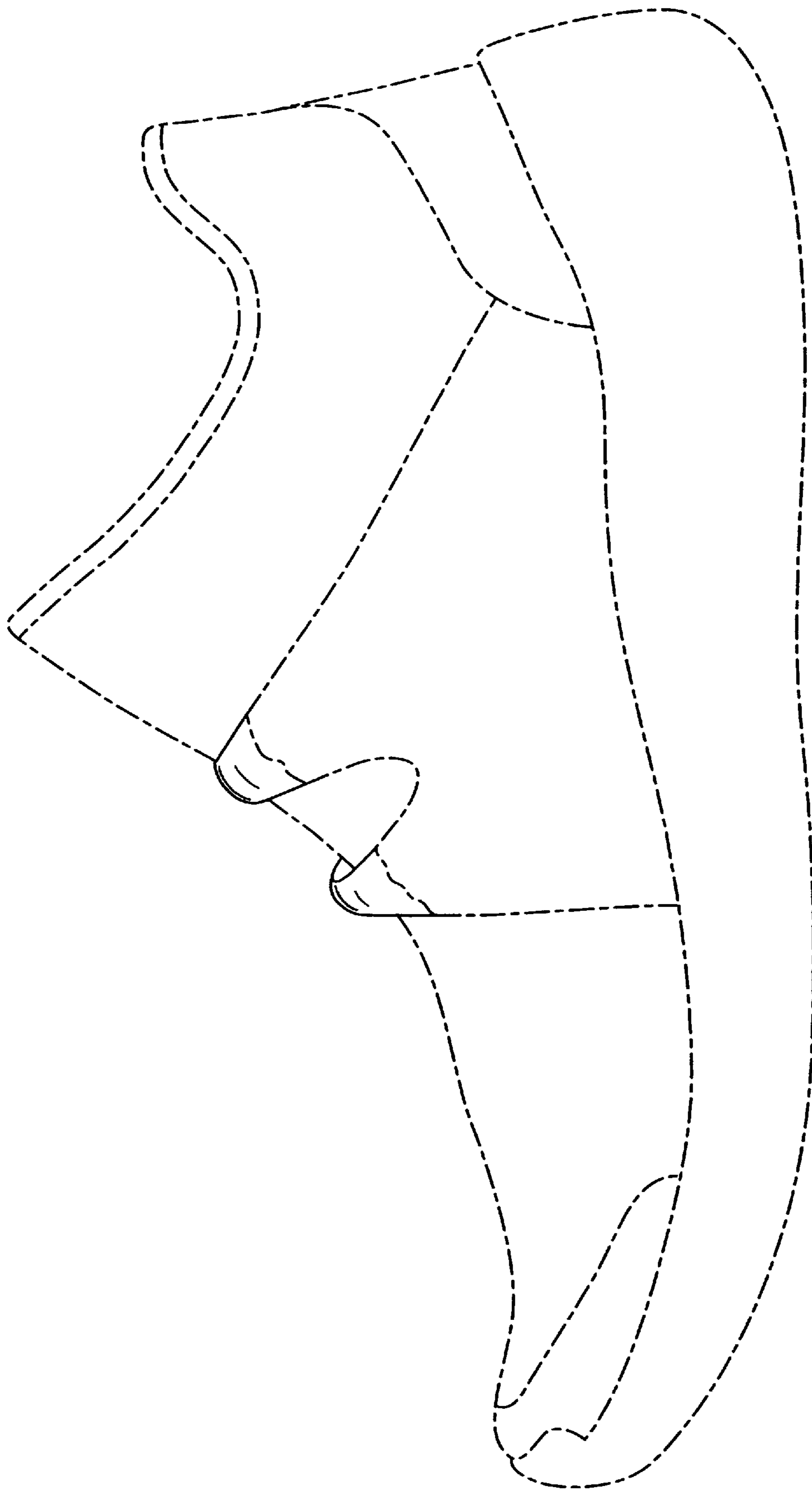


FIG. 3

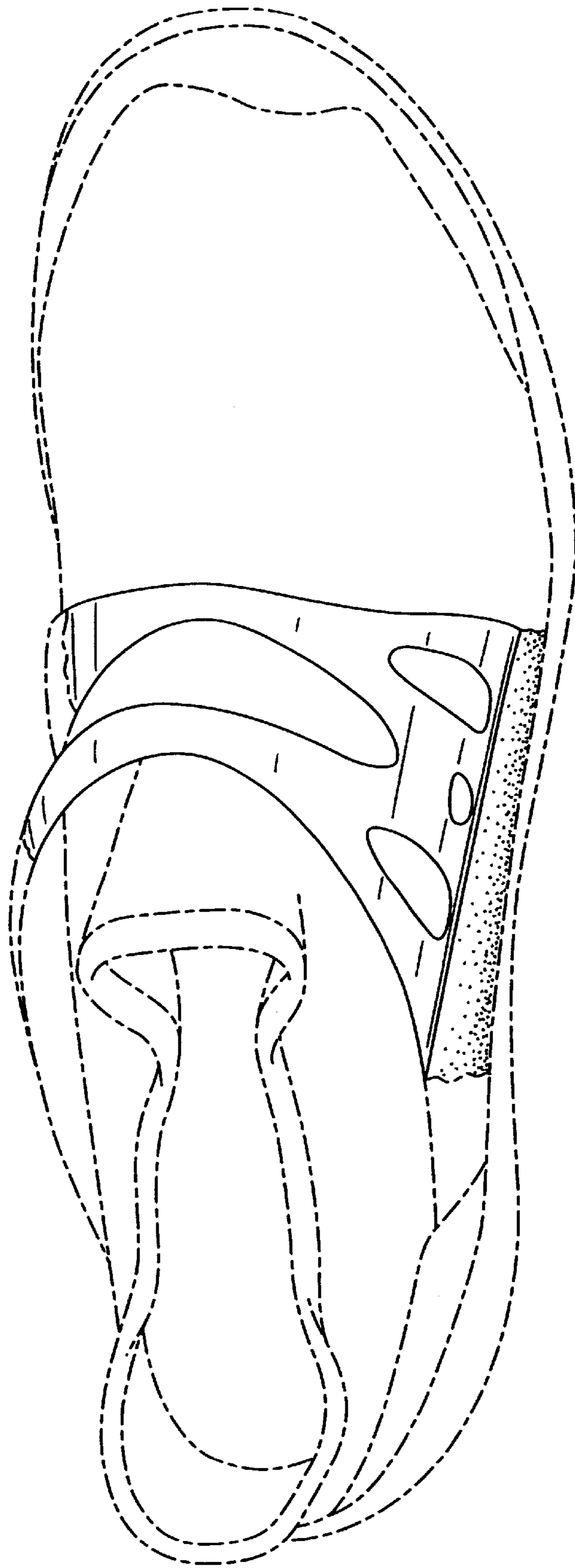


FIG. 4

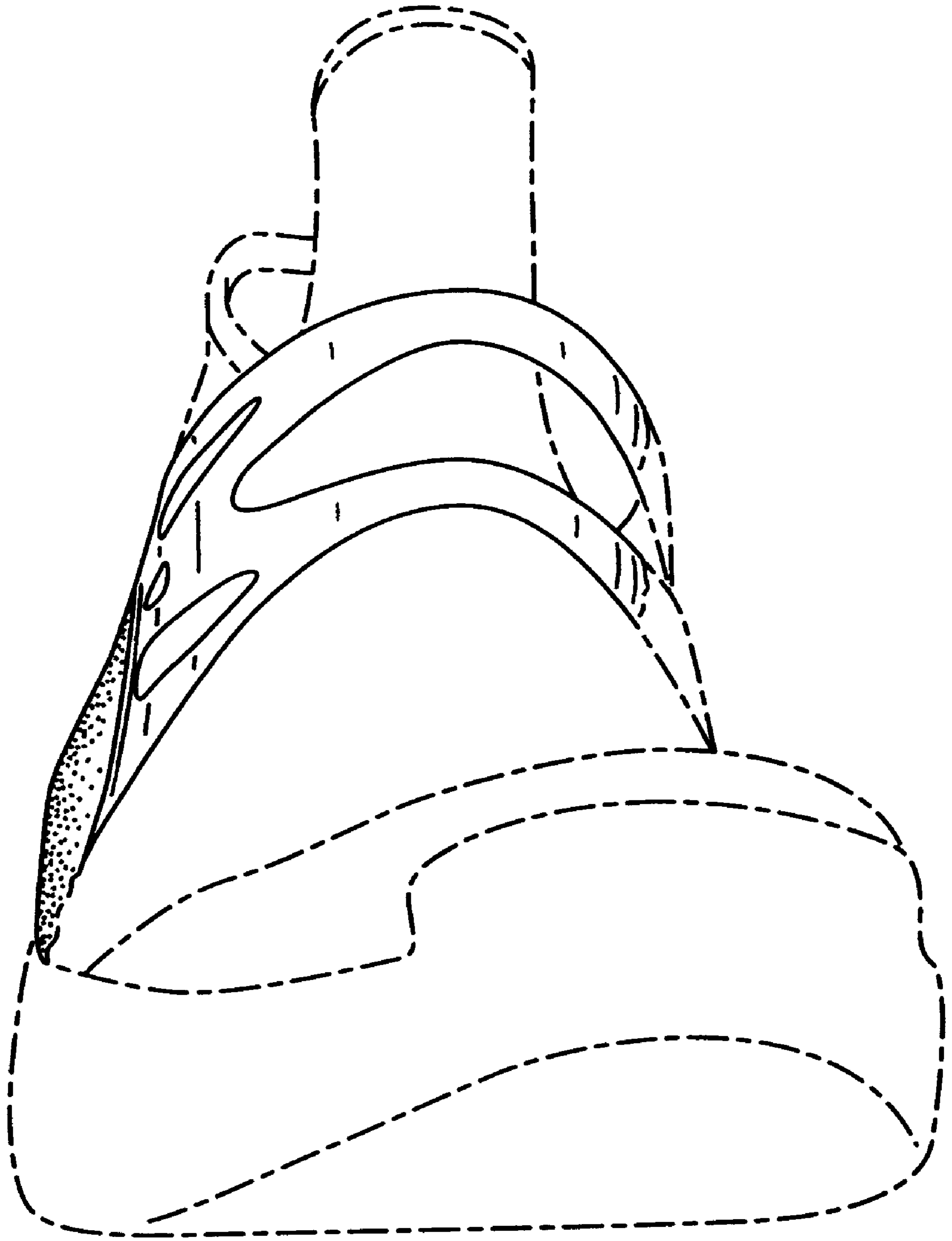


FIG. 5