



US00D461624S

(12) **United States Design Patent**  
**Foster**

(10) **Patent No.:** **US D461,624 S**

(45) **Date of Patent:** **\*\* Aug. 20, 2002**

(54) **WADER**

(76) **Inventor:** **Ronald W. Foster**, 1750 Orchard Rd.,  
Montgomery, IL (US) 60538

(\*\*) **Term:** **14 Years**

(21) **Appl. No.:** **29/144,416**

(22) **Filed:** **Jul. 3, 2001**

(51) **LOC (7) Cl.** ..... **02-02**

(52) **U.S. Cl.** ..... **D2/743**

(58) **Field of Search** ..... D2/702, 714, 743,  
D2/728, 742, 745, 744, 746, 747, 860,  
910; 2/1, 69, 69.5, 79, 114, 227, 234

(56) **References Cited**

**U.S. PATENT DOCUMENTS**

1,105,355 A	7/1914	Leighton	
3,901,579 A	8/1975	Demerest	
4,117,609 A	* 10/1978	Helt	2/227 X
4,481,682 A	11/1984	Hall	
4,497,069 A	2/1985	Braunhut	
D285,140 S	* 8/1986	Ellenberger	D2/743
RE34,662 E	* 7/1994	Keller	2/227

5,901,374 A	5/1999	Foster	
6,026,516 A	2/2000	Dacyshyn	
6,154,884 A	* 12/2000	Dehner	2/69
6,167,571 B1	* 1/2001	Cheng	2/227
6,167,573 B1	1/2001	Lewis	

\* cited by examiner

*Primary Examiner*—Louis S. Zarfes

*Assistant Examiner*—Monica A. Weingart

(74) *Attorney, Agent, or Firm*—Jacobson Holman, PLLC

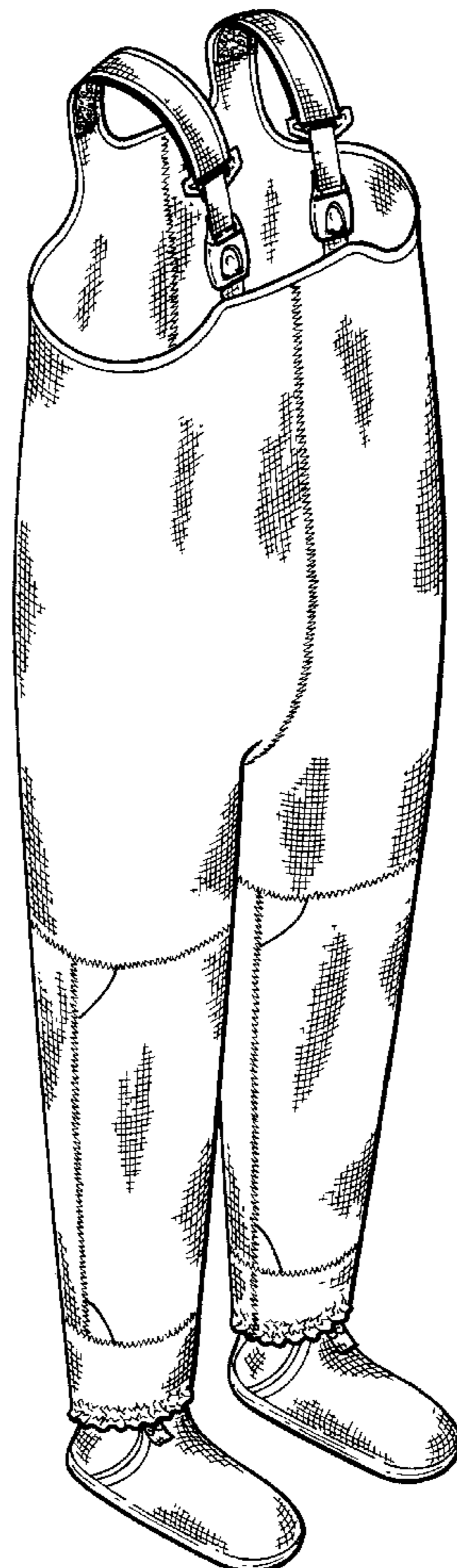
(57) **CLAIM**

The ornamental design for a wader, as shown and described.

**DESCRIPTION**

FIG. 1 is a front perspective view showing my new design for a wader,  
 FIG. 2 is a front view thereof;  
 FIG. 3 is a rear view thereof;  
 FIG. 4 is a top view thereof;  
 FIG. 5 is a bottom view thereof;  
 FIG. 6 is a right side view thereof;  
 FIG. 7 is a left side view thereof; and,  
 FIG. 8 is a rear perspective view thereof.

**1 Claim, 5 Drawing Sheets**



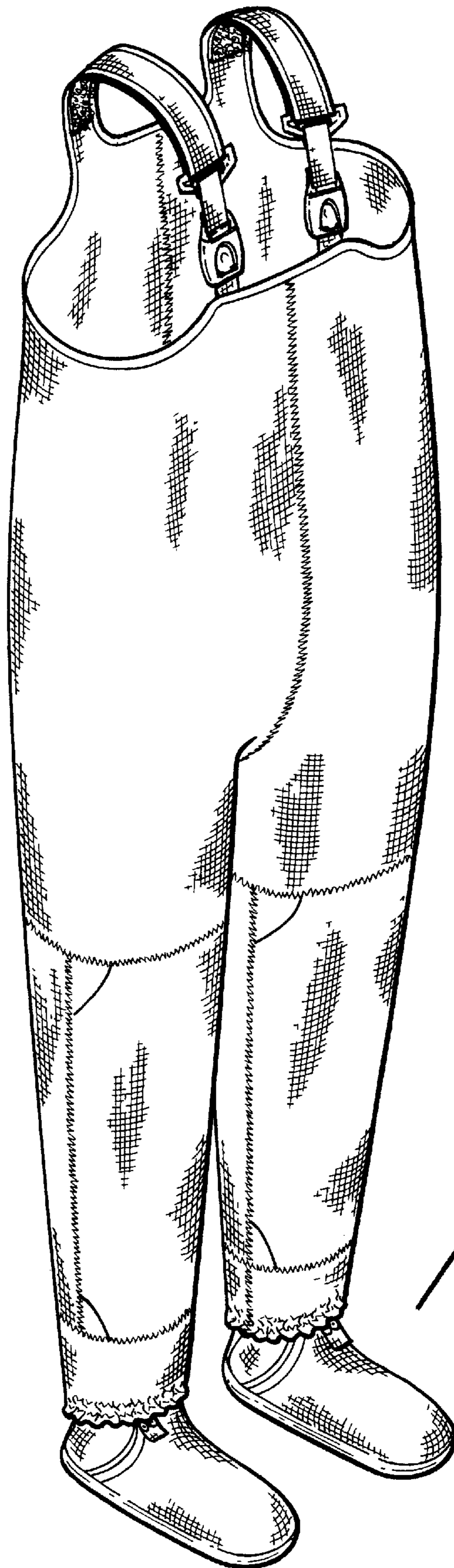


FIG. 1

FIG. 2

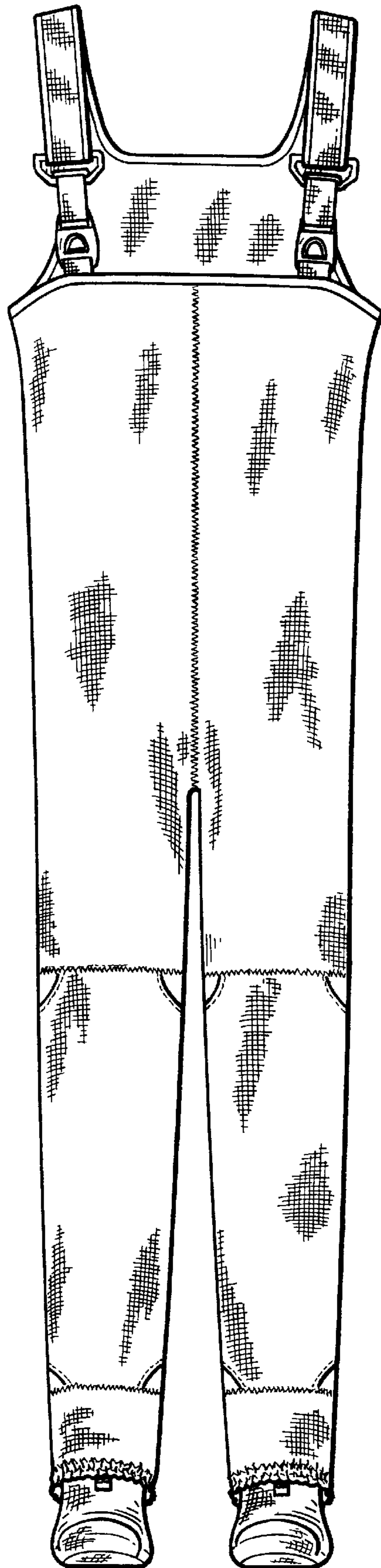
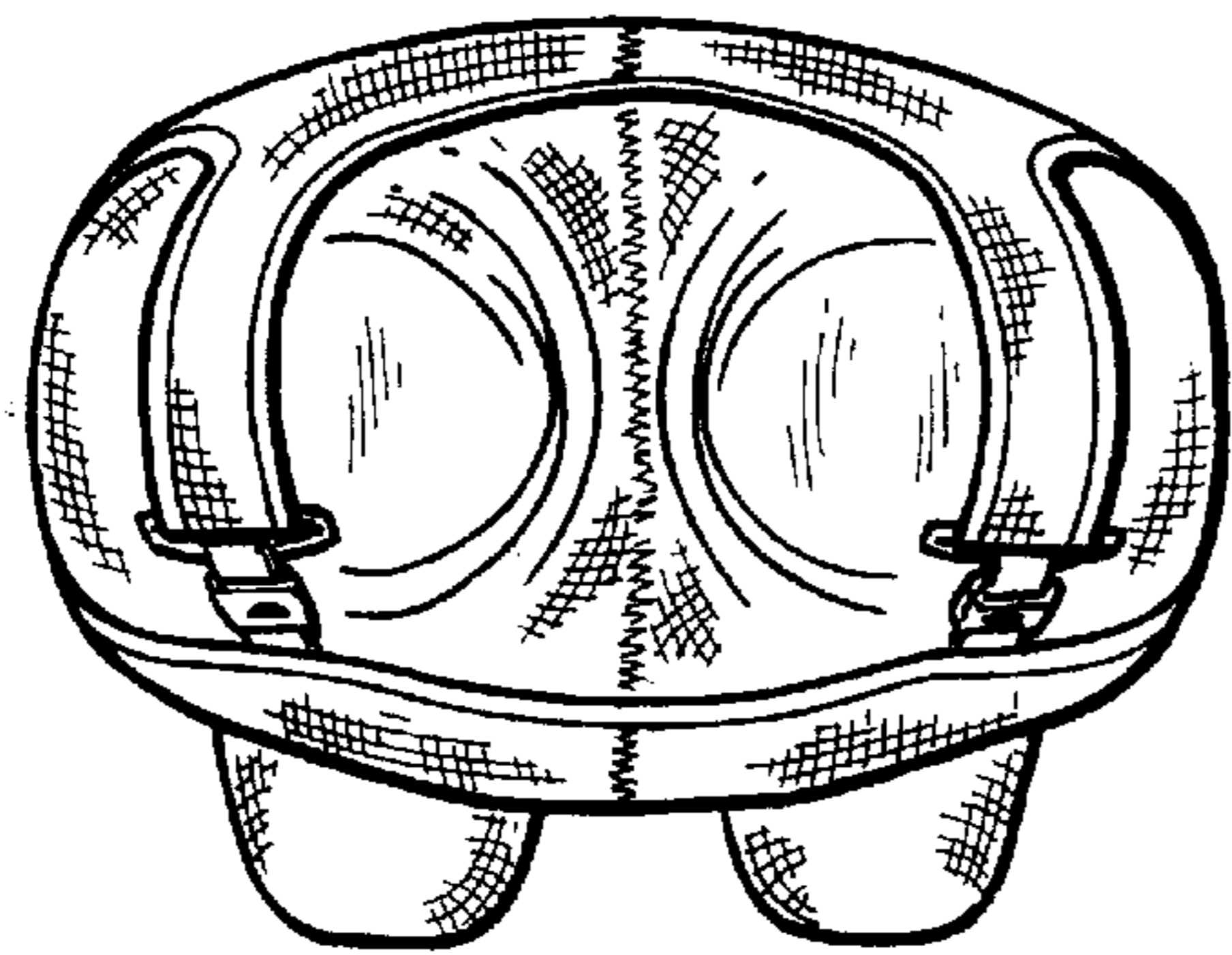


FIG. 4





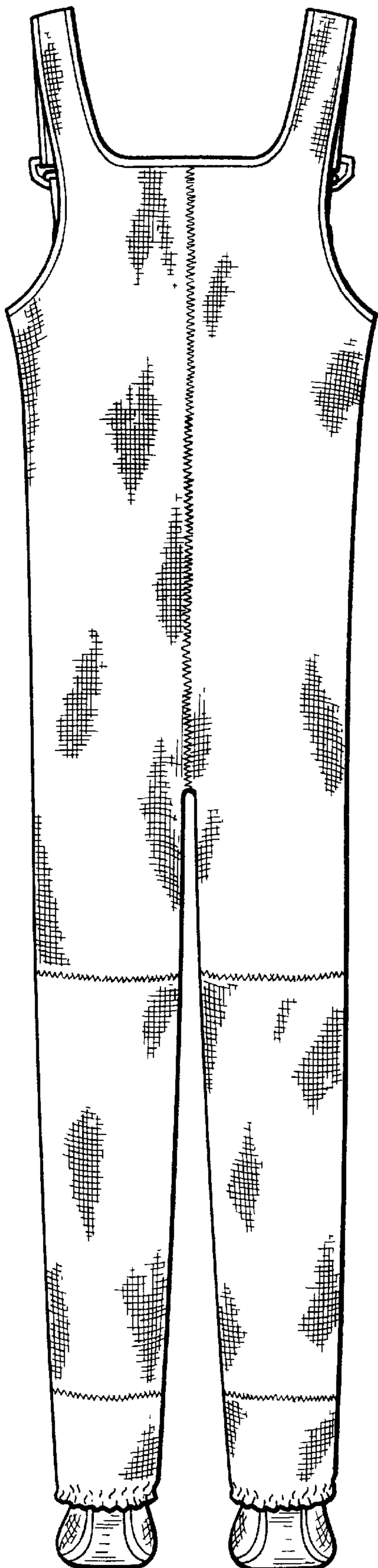
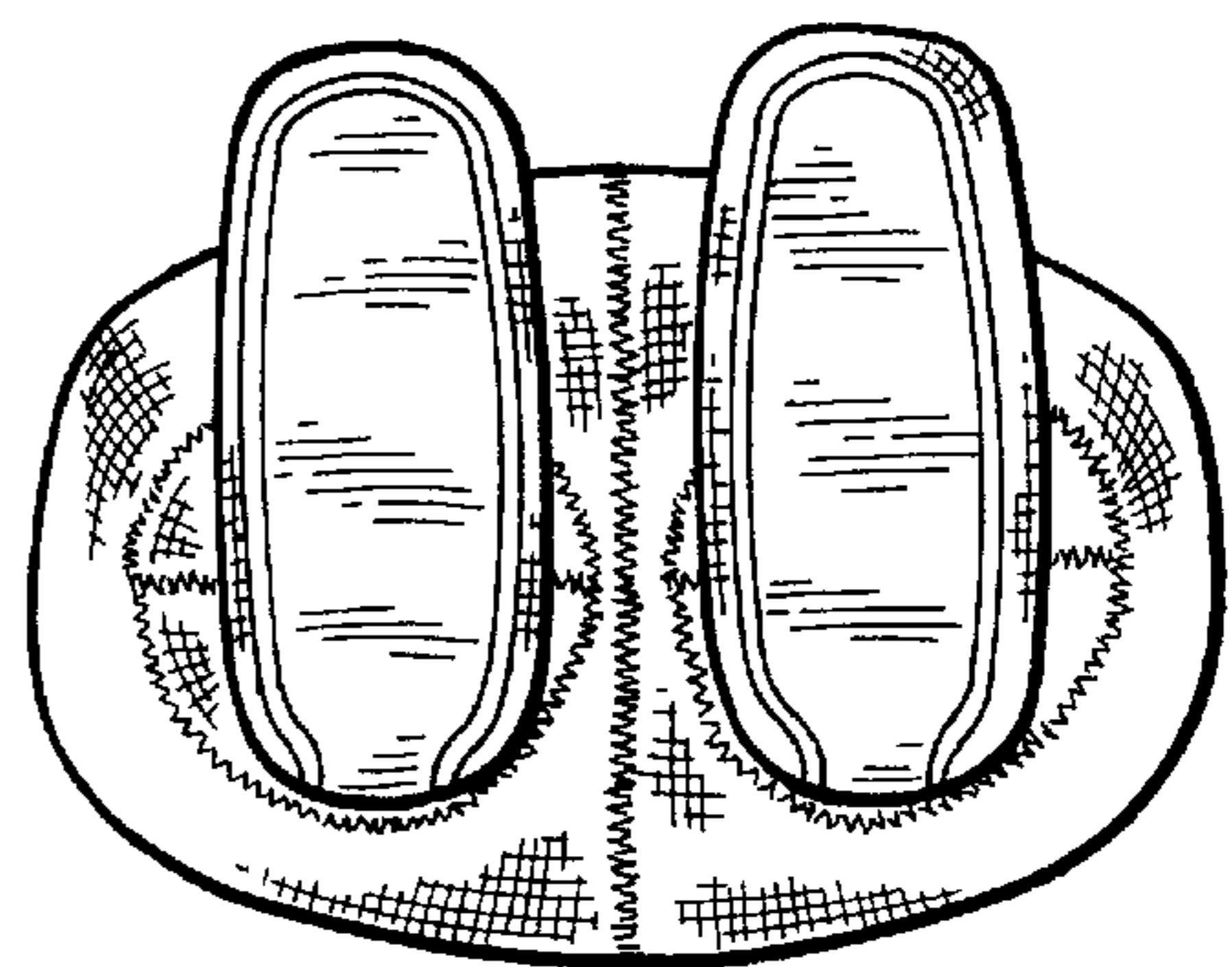


FIG. 3

FIG. 5






FIG. 6




FIG. 7

FIG. 8

