

US00D461621S

(12) **United States Design Patent**
Bevier

(10) **Patent No.:** **US D461,621 S**

(45) **Date of Patent:** **** Aug. 20, 2002**

(54) **PORTION OF A GLOVE**

(75) Inventor: **Joseph J. Bevier**, Portland, OR (US)

(73) Assignee: **Nike, Inc.**, Beaverton, OR (US)

(**) Term: **14 Years**

(21) Appl. No.: **29/154,338**

(22) Filed: **Jan. 18, 2002**

(51) **LOC (7) Cl.** **02-06**

(52) **U.S. Cl.** **D2/623; D29/123**

(58) **Field of Search** D2/610-611, 613,
D2/615-623; D29/113, 115, 116.2, 117.1,
123; D24/190; 2/16, 19, 159, 161.1-161.8,
907, 910, 917

(56) **References Cited**

U.S. PATENT DOCUMENTS

5,511,247 A	4/1996	Block	
D372,112 S	* 7/1996	Garneau D2/616
D378,467 S	3/1997	Leadbetter	
D404,850 S	1/1999	McIver, II	
5,926,847 A	7/1999	Eibert	
D418,659 S	1/2000	Paffumi et al.	
6,223,354 B1	5/2001	Carothers	
D445,996 S	8/2001	Kiernan	
D452,983 S	1/2002	Fujimoto et al.	

OTHER PUBLICATIONS

“Nike Team Sports Equipment Catalog” Holiday 1999, published Mar. 1, 1999 (p. 7).

“Nike Team Sports Equipment Catalog” Spring 1999, published Jun. 1, 1998 (p. 11).

“Nike Performance Equipment Catalog” Holiday 1998, published Feb. 1, 1998 (pp. 2, 6, 7, 14, 15).

* cited by examiner

Primary Examiner—Louis S. Zarfaz
Assistant Examiner—Robert A. Delehanty
(74) *Attorney, Agent, or Firm*—TraskBritt

(57) **CLAIM**

The ornamental design for a portion of a glove, as shown and described.

DESCRIPTION

FIG. 1 is a perspective view of a portion of a glove showing my new design;

FIG. 2 is a top plan view of the portion of a glove shown in FIG. 1;

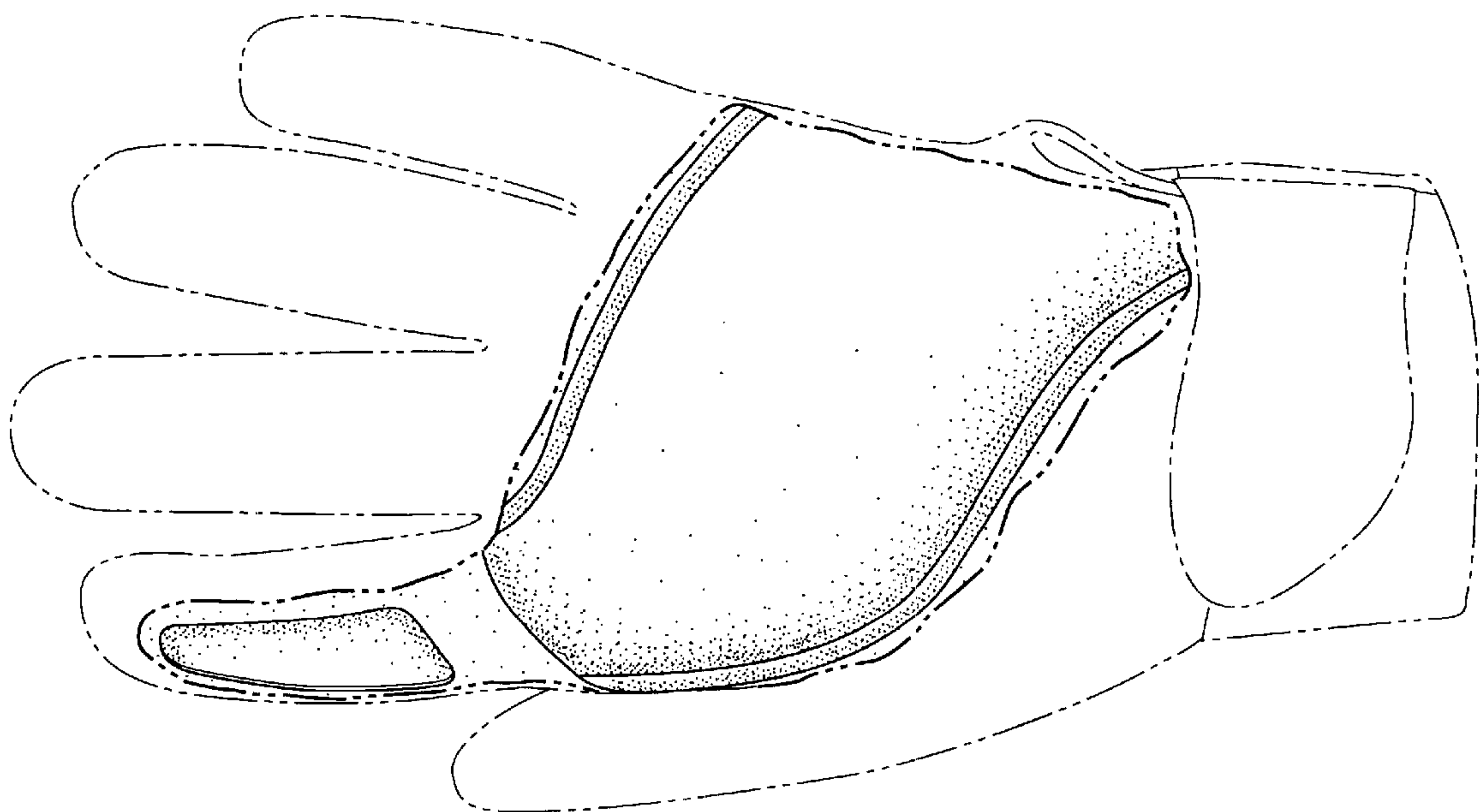
FIG. 3 is a side view of the portion of a glove shown in FIG. 1;

FIG. 4 is another side view of the portion of a glove shown in FIG. 1; and,

FIG. 5 is a front view of the portion of a glove shown in FIG. 1.

The uneven broken line immediately adjacent to the shaded area represents the bounds of the claimed design. All other uneven broken lines represent the remaining portion of the glove. The uneven broken line representations in FIGS. 1-5 are for illustrative purposes only and form no part of the claimed design.

1 Claim, 2 Drawing Sheets



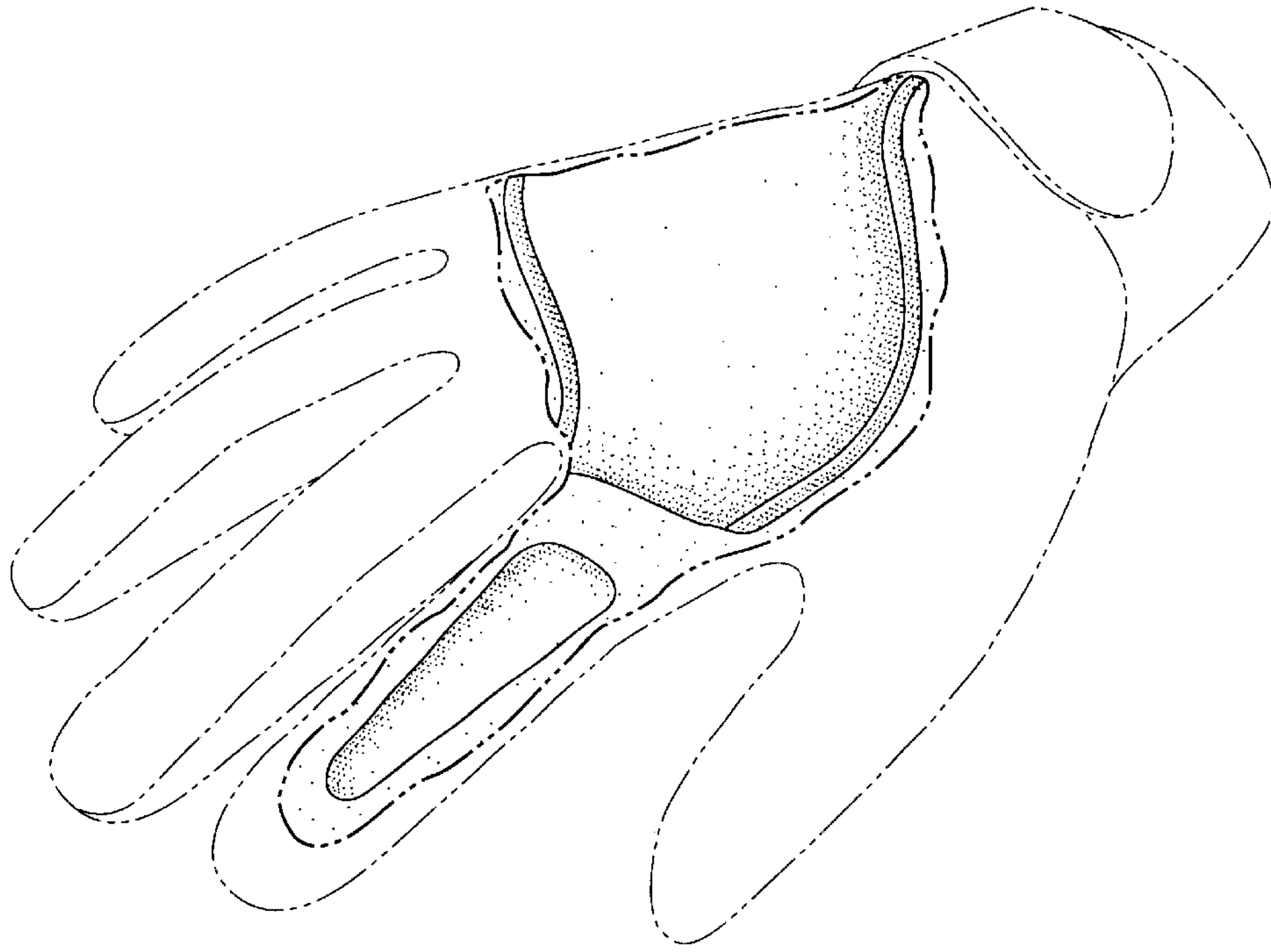


Fig. 1

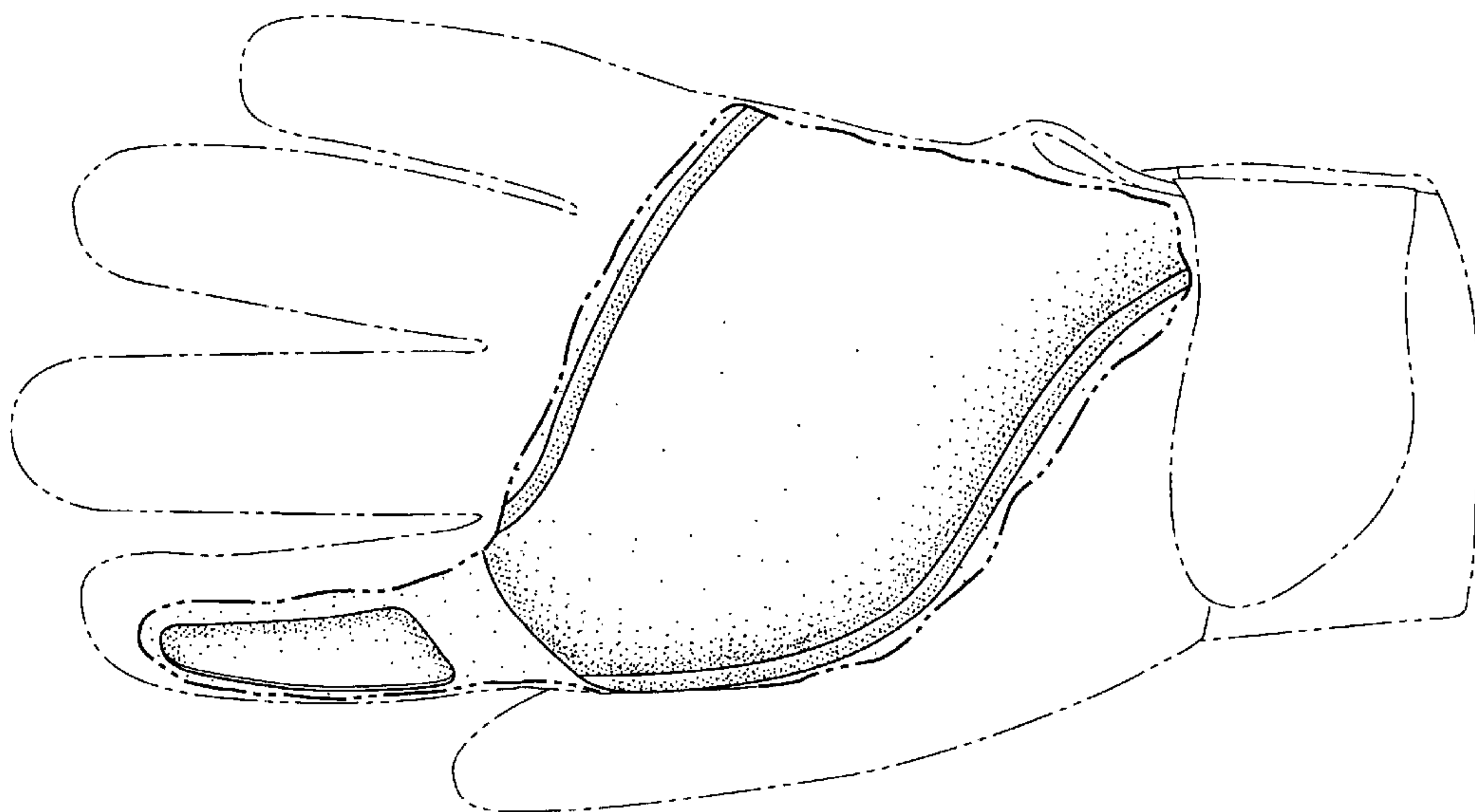


Fig. 2

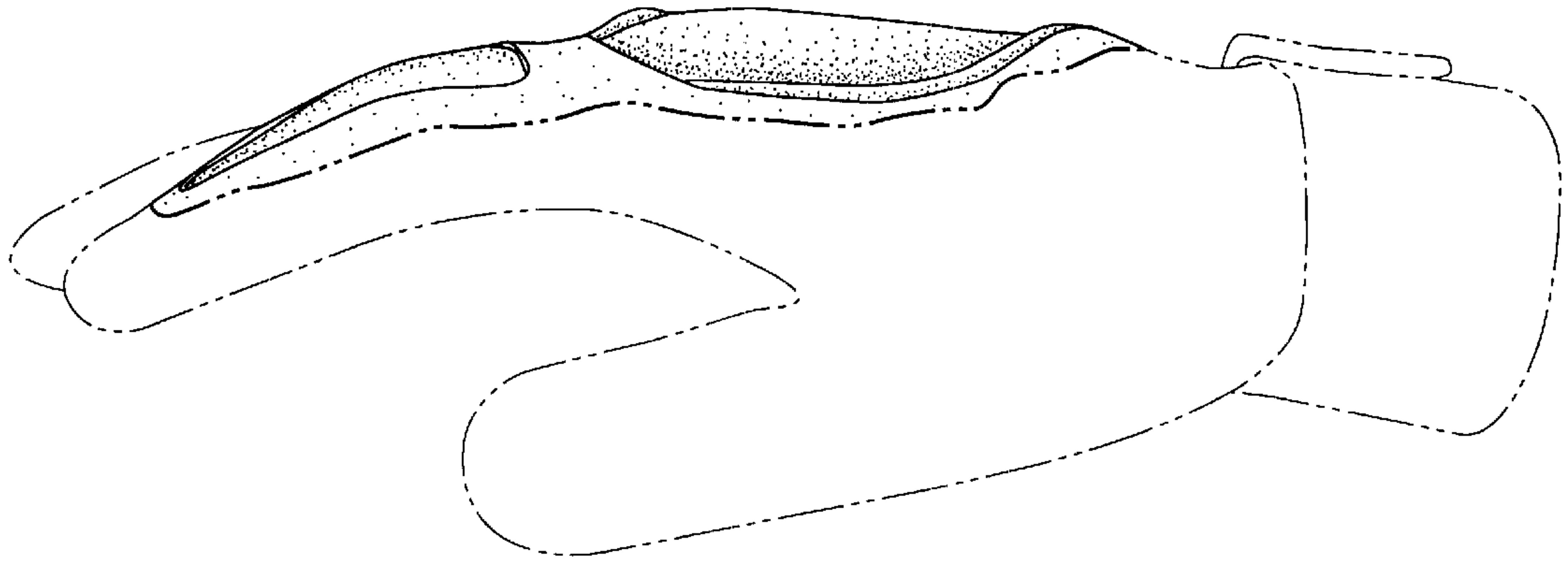


Fig. 3

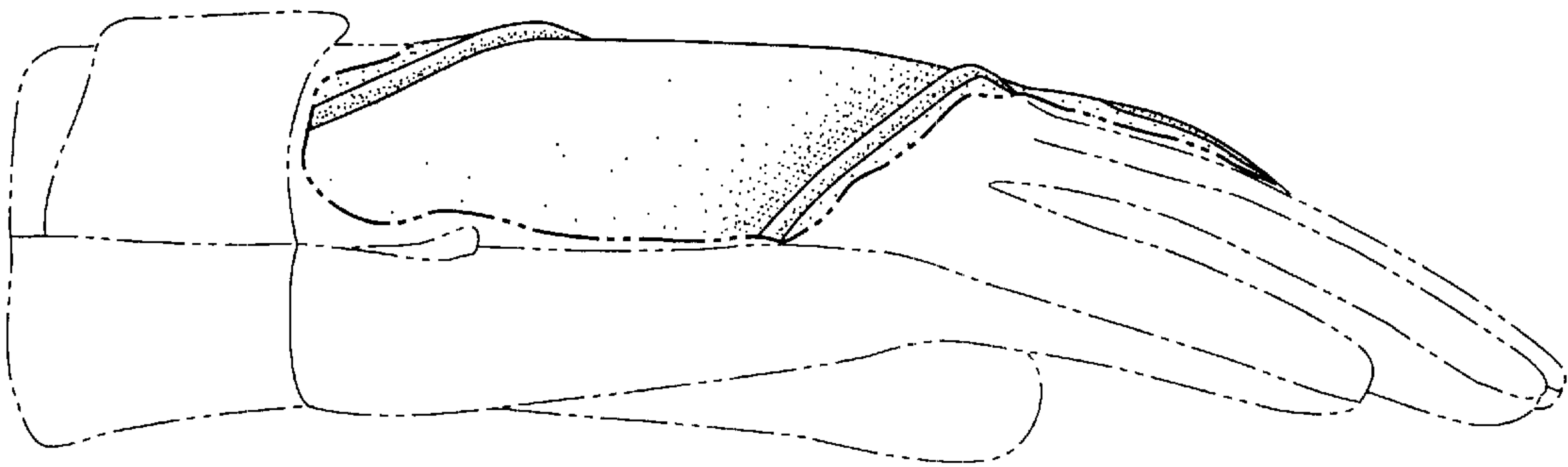


Fig. 4




Fig. 5