



US00D461620S

(12) **United States Design Patent**
Bevier

(10) **Patent No.:** **US D461,620 S**

(45) **Date of Patent:** **** Aug. 20, 2002**

(54) **PORTION OF A GLOVE**

(75) Inventor: **Joseph J. Bevier**, Portland, OR (US)

(73) Assignee: **Nike, Inc.**, Beaverton, OR (US)

(**) Term: **14 Years**

(21) Appl. No.: **29/154,337**

(22) Filed: **Jan. 18, 2002**

(51) **LOC (7) Cl.** **02-06**

(52) **U.S. Cl.** **D2/623; D29/123**

(58) **Field of Search** D2/610-611, 613,
D2/615-623; D29/113, 115, 116.2, 117.1,
123; D24/190; 2/16, 19, 159, 161.1-161.8,
907, 910, 917

(56) **References Cited**

U.S. PATENT DOCUMENTS

3,597,765 A	8/1971	Stanton	
4,095,292 A	6/1978	Klein	
4,864,659 A	9/1989	Morris	
D327,754 S	7/1992	Hochgesang et al.	
5,345,609 A	9/1994	Fabry et al.	
D372,112 S	* 7/1996	Garneau	D2/616
D391,037 S	2/1998	Redwood et al.	
D410,305 S	5/1999	Redwood et al.	
D426,922 S	6/2000	Redwood et al.	
D431,691 S	10/2000	Redwood et al.	
D448,123 S	* 9/2001	Yoo	D29/116.2

OTHER PUBLICATIONS

“Nike Equipment Catalog,” Performance Equipment 1998, published Feb. 1998, (pp. 2, 4, 7, 12, 14, 15,) Beaverton, Oregon.

“Nike Equipment Catalog,” Soccer 1999, published Jun. 1998, (pp. 6,7) Beaverton, Oregon.

* cited by examiner

Primary Examiner—Louis S. Zarfaz
Assistant Examiner—Robert A. Delehanty
(74) *Attorney, Agent, or Firm*—TraskBritt

(57) **CLAIM**

The ornamental design for a portion of a glove, as shown and described.

DESCRIPTION

FIG. 1 is a perspective view of a portion of a glove showing my new design;

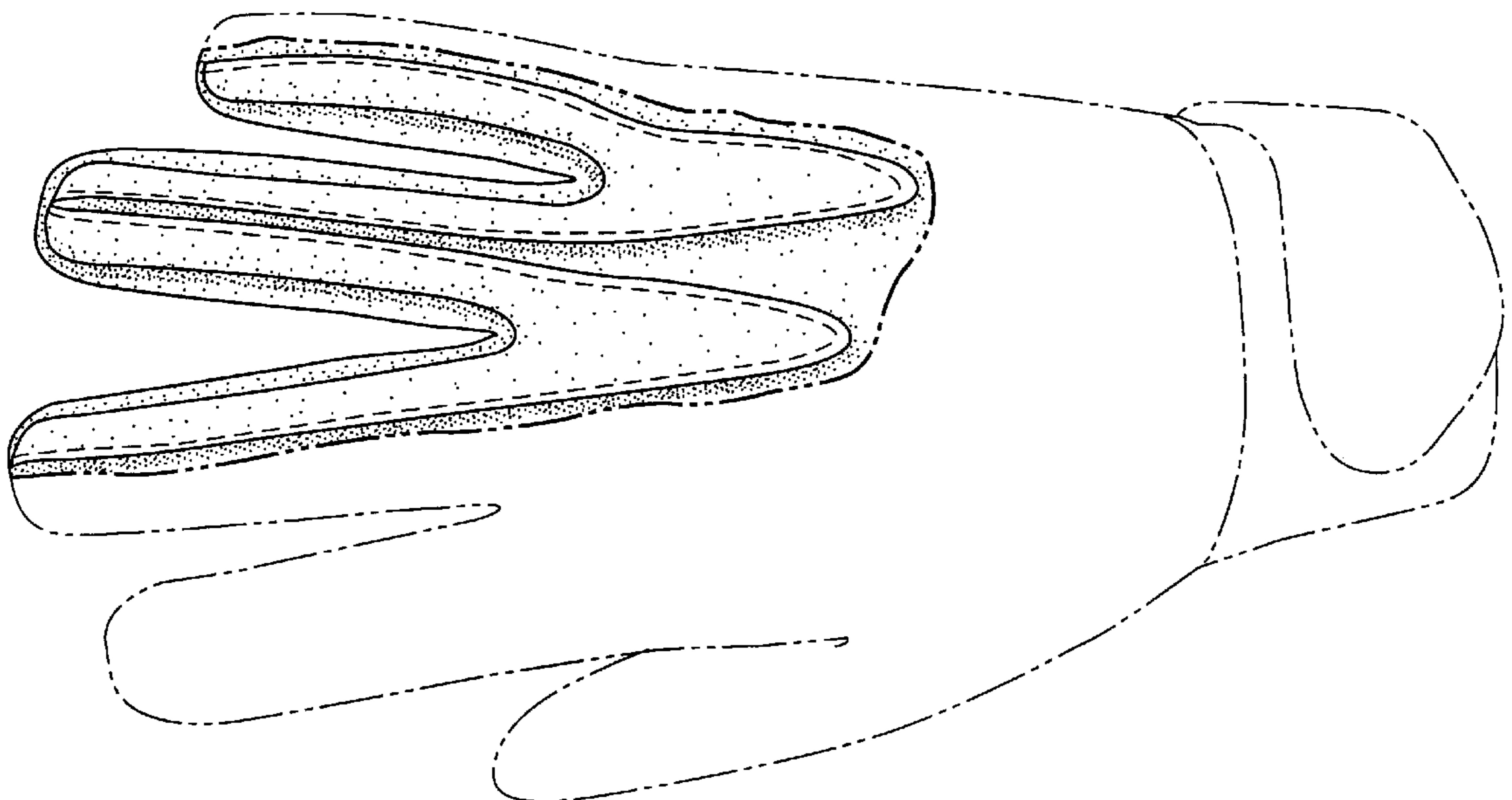
FIG. 2 is a top plan view of the portion of a glove shown in FIG. 1;

FIG. 3 is a side view of the portion of a glove shown in FIG. 1; and,

FIG. 4 is a front view of the portion of a glove shown in FIG. 1.

The uneven broken line immediately adjacent to the shaded area represents the bounds of the claimed design. All other uneven broken lines represent the remaining portion of the glove. The uneven broken line representations in FIGS. 1-4 are for illustrative purposes only and form no part of the claimed design.

1 Claim, 2 Drawing Sheets



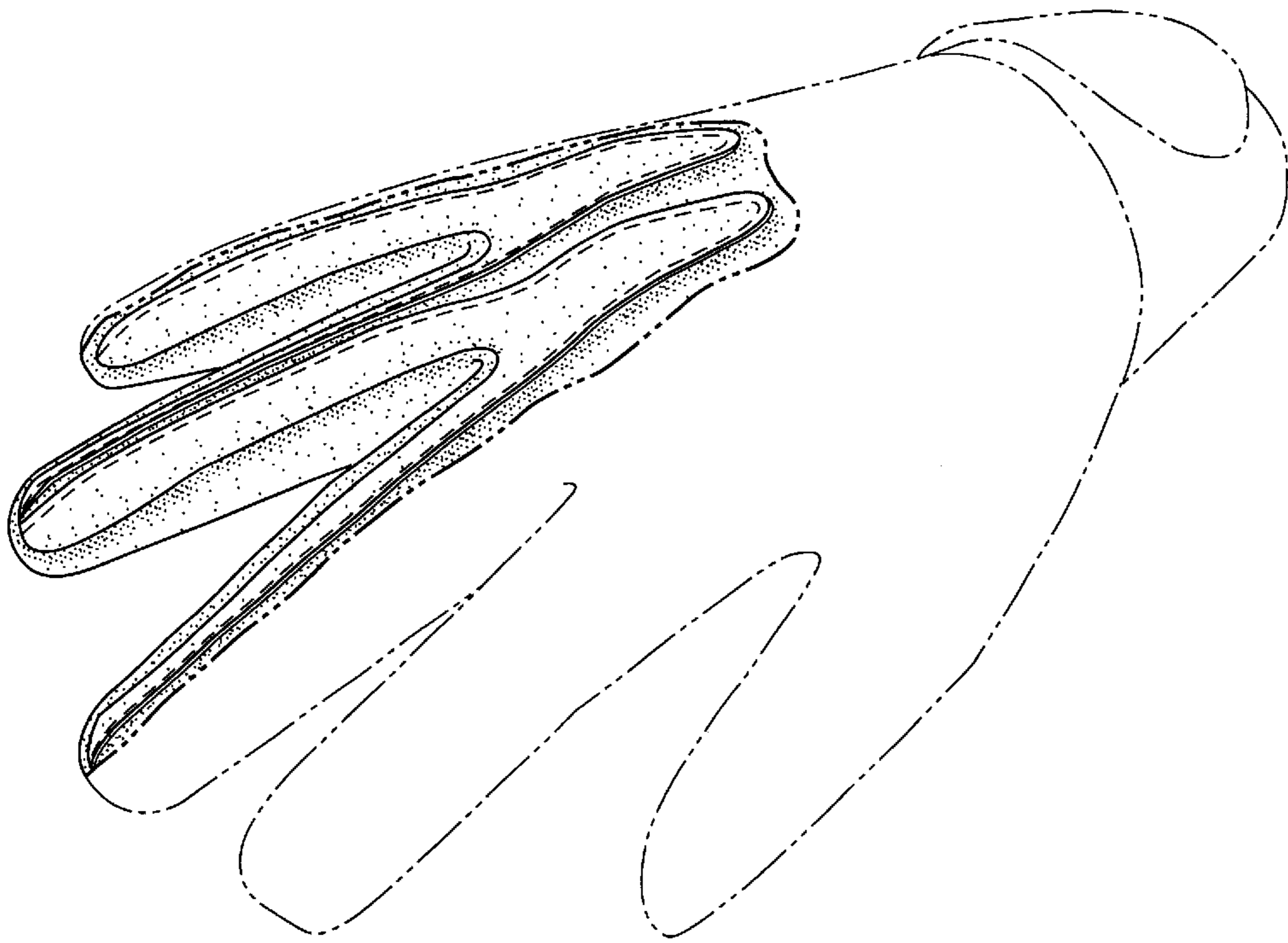


Fig. 1

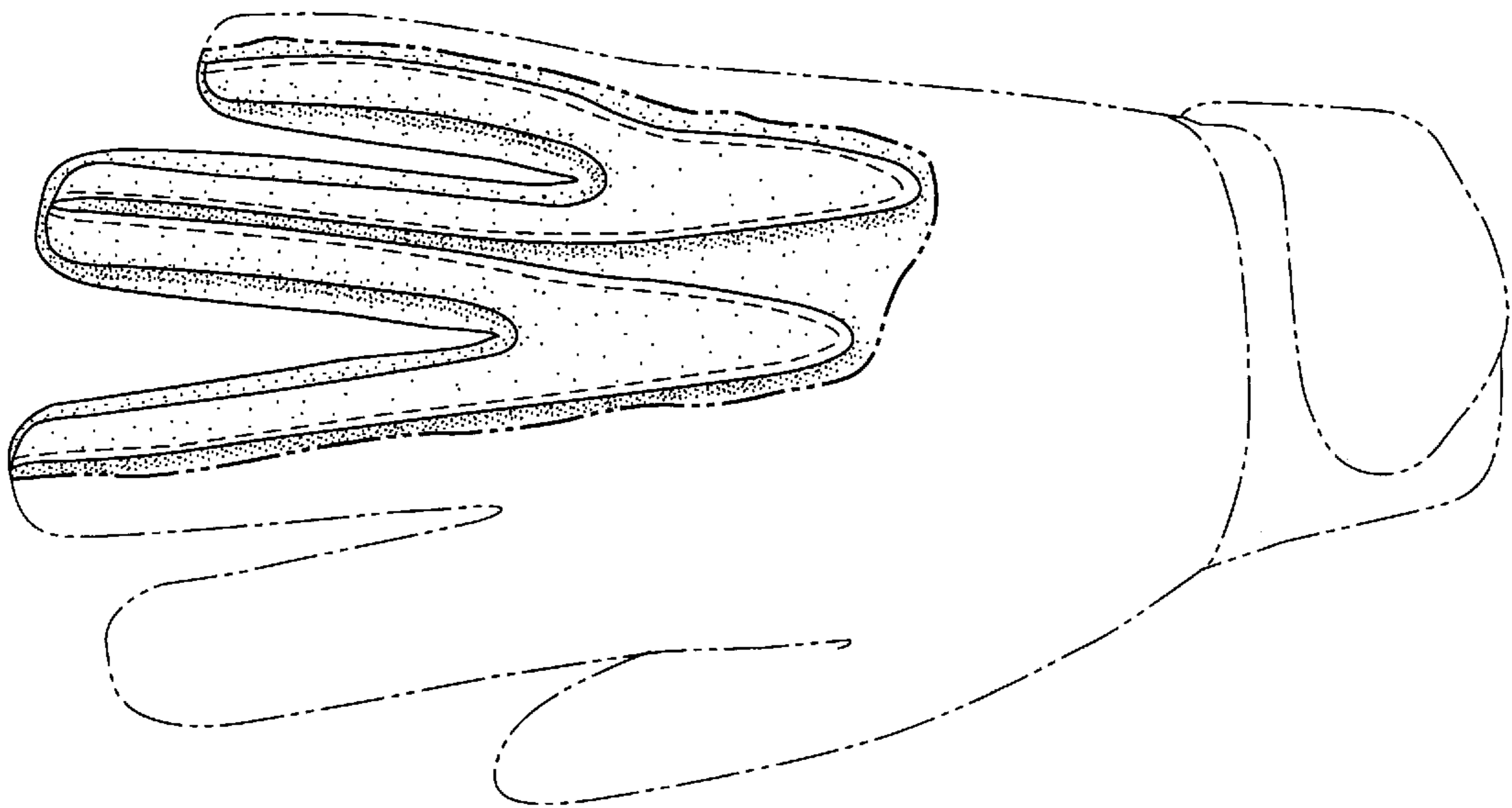


Fig. 2

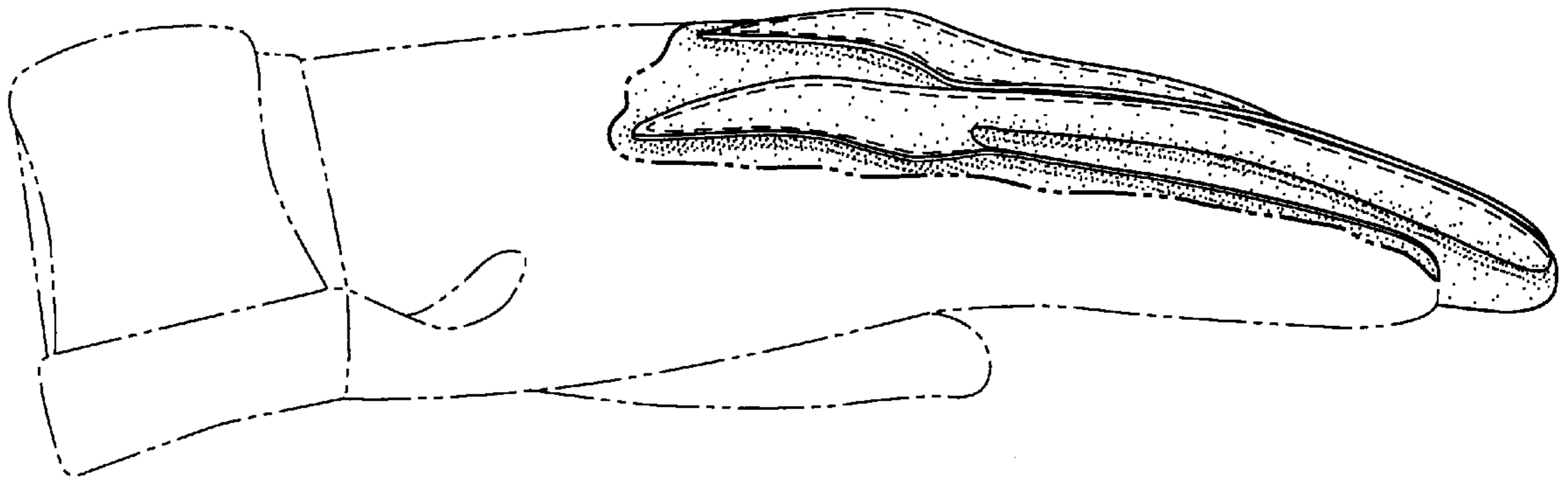


Fig. 3

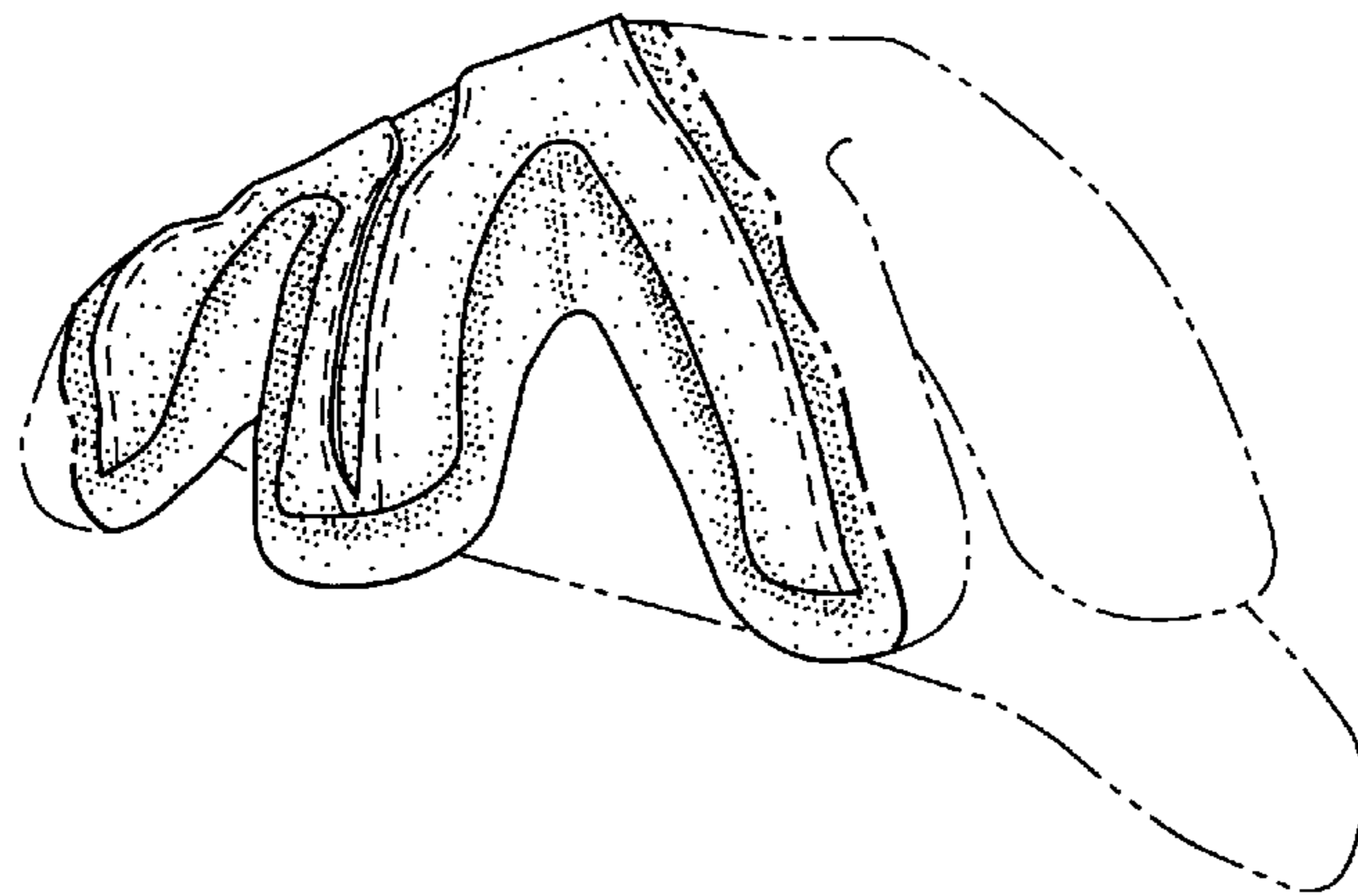


Fig. 4