



US00D461606S

(12) **United States Design Patent**
Kim

(10) **Patent No.:** **US D461,606 S**

(45) **Date of Patent:** **** Aug. 13, 2002**

(54) **BODY OF VACUUM CLEANER**

(75) Inventor: **Hyung Kee Kim**, Seoul (KR)

(73) Assignee: **LG Electronics Inc.**, Seoul (KR)

(**) Term: **14 Years**

(21) Appl. No.: **29/139,134**

(22) Filed: **Mar. 27, 2001**

(30) **Foreign Application Priority Data**

Oct. 24, 2000 (KR) 00-27036

(51) **LOC (7) Cl.** **15-05**

(52) **U.S. Cl.** **D32/21**

(58) **Field of Search** D32/21, 12-25,
D32/31; 15/327.1, 327.2, 327.3, 327.4,
327.5, 327.6, 327.7, 321, 323, 339

(56) **References Cited**

U.S. PATENT DOCUMENTS

- D325,273 S * 4/1992 Ikeda et al. D32/21
- D373,665 S * 9/1996 Nakamura et al. D32/21
- D394,527 S * 5/1998 Pochopien et al. D32/21

- D399,617 S * 10/1998 Fujita D32/21
- D417,046 S * 11/1999 Tsuruha et al. D32/21
- D430,366 S * 8/2000 Sato et al. D32/21
- D443,119 S * 5/2001 Sung D32/21
- D445,973 S * 7/2001 Chen D32/21

* cited by examiner

Primary Examiner—Ruth McInroy

(74) *Attorney, Agent, or Firm*—Birch, Stewart, Kolasch & Birch, LLP



(57) **CLAIM**

I claim the ornamental design for a body of vacuum cleaner, as shown and described.

DESCRIPTION

FIG. 1 is a perspective view of a body of vacuum cleaner showing the design;
 FIG. 2 is a front view thereof;
 FIG. 3 is a rear view thereof;
 FIG. 4 is a left-side view thereof;
 FIG. 5 is a right-side view thereof;
 FIG. 6 is a top plan view thereof; and,
 FIG. 7 is a bottom plan view thereof.

1 Claim, 4 Drawing Sheets






FIG. 1

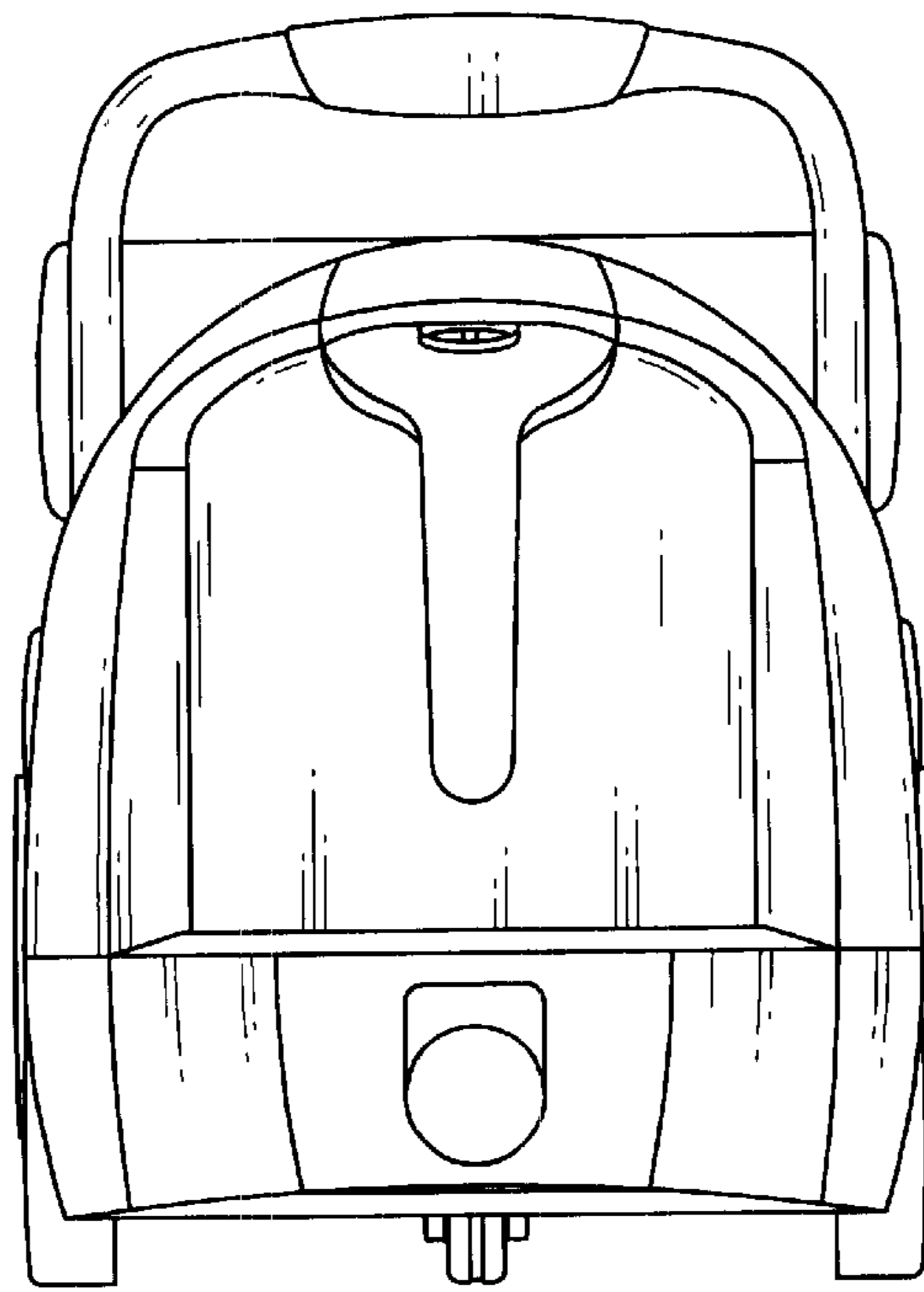


FIG. 2

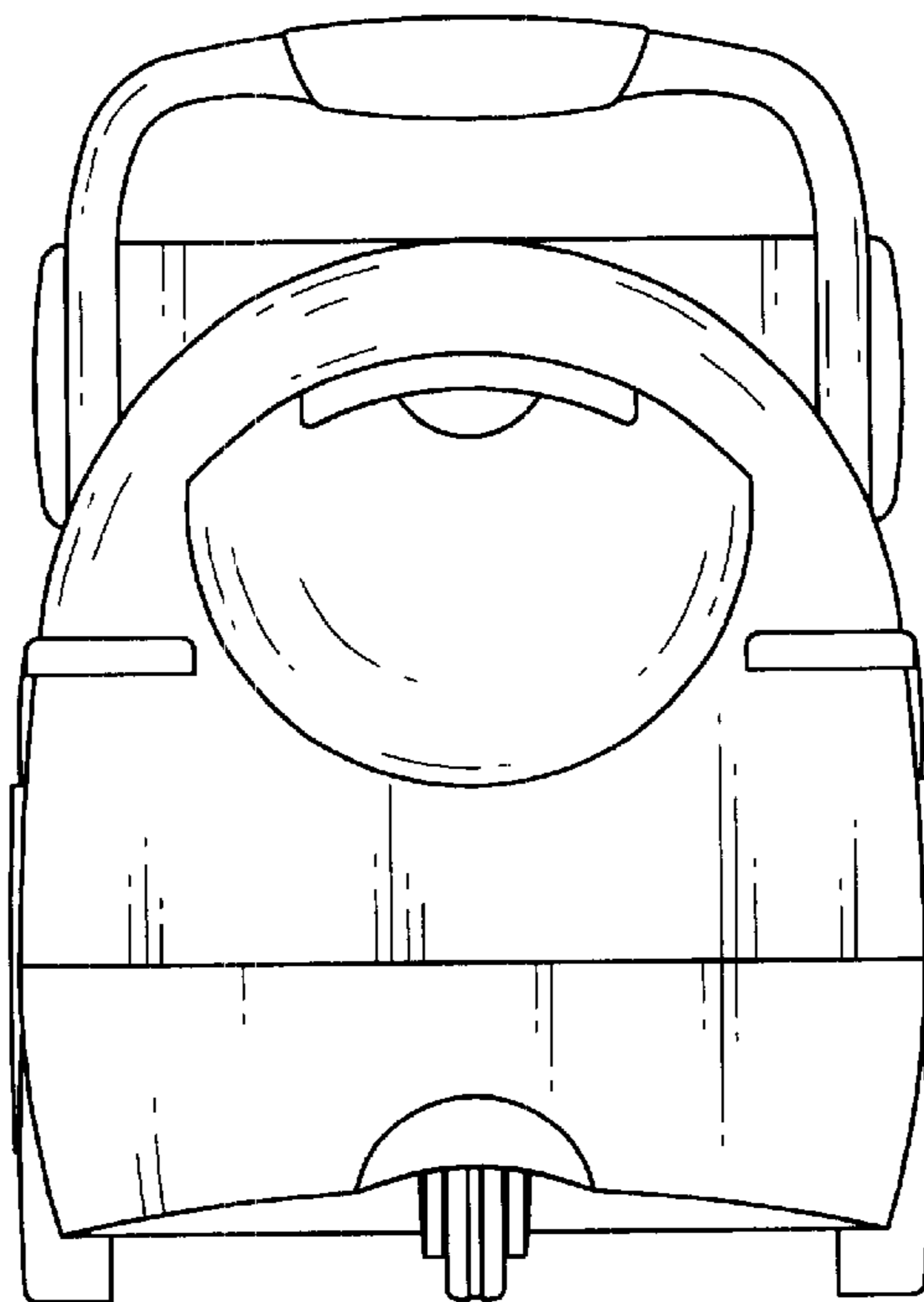


FIG. 3




FIG. 4




FIG. 5

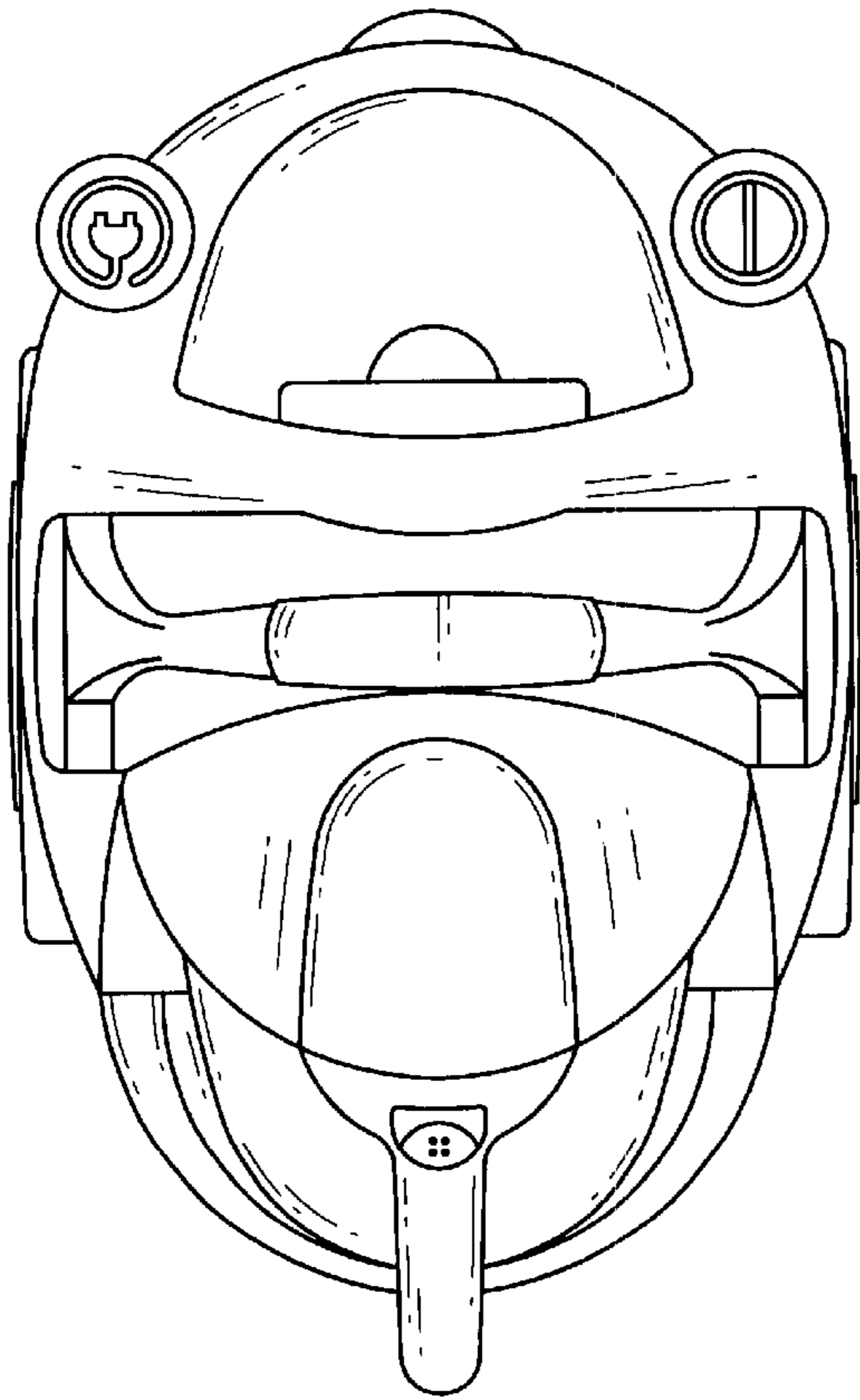


FIG. 6

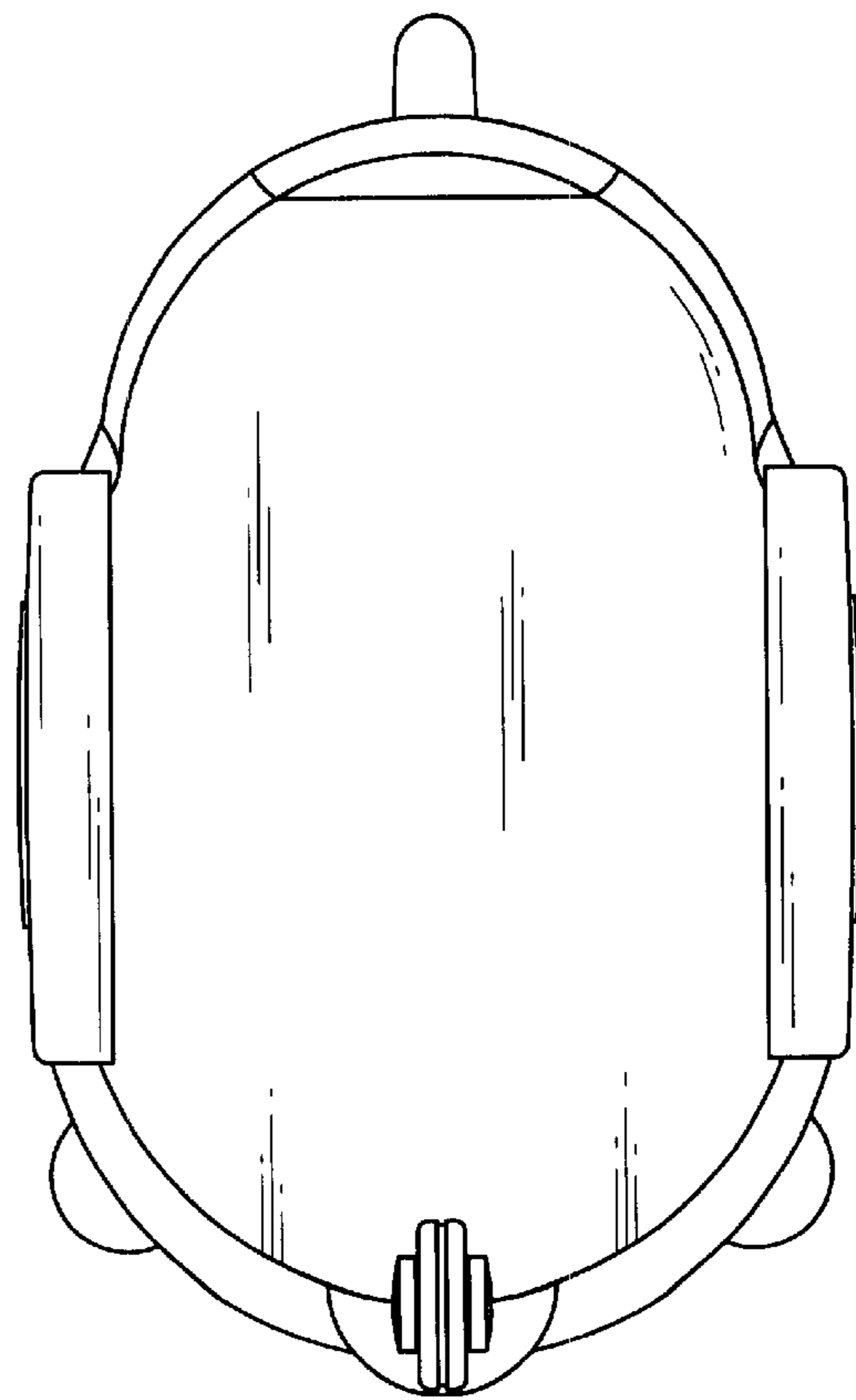


FIG. 7