



US00D461590S

(12) **United States Design Patent**
De'Armond

(10) **Patent No.:** **US D461,590 S**

(45) **Date of Patent:** **** Aug. 13, 2002**

(54) **LAMP SUPPORT ARM**

(75) **Inventor:** **Robert De'Armond**, Temecula, CA
(US)

(73) **Assignee:** **Minka Lighting, Inc.**, Corona, CA
(US)

(**) **Term:** **14 Years**

(21) **Appl. No.:** **29/147,220**

(22) **Filed:** **Aug. 24, 2001**

(51) **LOC (7) Cl.** **26-99**

(52) **U.S. Cl.** **D26/155; D26/145**

(58) **Field of Search** D26/92, 113, 138,
D26/141, 142, 145-151, 155, 84; 362/147,
432, 404-409

(56) **References Cited**

U.S. PATENT DOCUMENTS

D101,041 S * 9/1936 Janssen D26/145

OTHER PUBLICATIONS

U.S. patent application Ser. No. 29/147,214, filed Aug. 24, 2001, Robert De'Armond.

Minka Lighting, Inc.; *The Great Outdoors by Minka-Lavery Two Thousand One*; Jun. 18, 2001; pp. 36, 37; Minka Lighting, Inc.; U.S.A.

Minka Lighting, Inc.; *The Great Outdoors*; Jan. 29, 1999; pp. 58, 59; Minka Lighting, Inc.; U.S.A.

Minka Lighting, Inc.; *The Great Outdoors by Minka-Lavery Two Thousand*; Jun. 21, 2000; pp. 70-72; Minka Lighting, Inc.; U.S.A.

* cited by examiner

Primary Examiner—Jennifer Rivard

(74) *Attorney, Agent, or Firm*—Jenkins & Gilchrist, P.C.

(57) **CLAIM**

The ornamental design for the lamp support arm, as shown and described.

DESCRIPTION

FIG. 1 is a side elevation view of the lamp support arm in accordance with my design, illustrating a possible environment for the support arm;

FIG. 2 is a top plan view of the lamp support arm in accordance with my design;

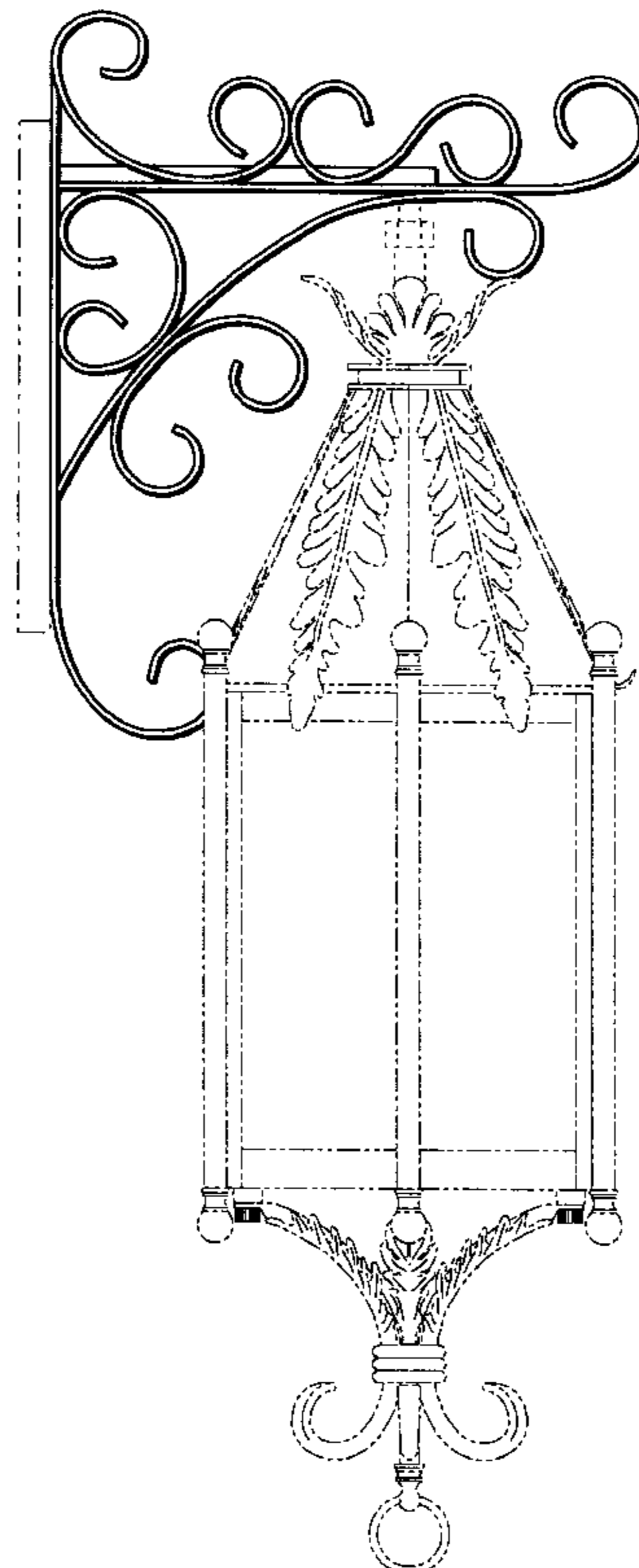
FIG. 3 is a side elevation view of the lamp support arm in accordance with my design;

FIG. 4 is a front elevation view of the lamp support arm in accordance with my design; and,

FIG. 5 is a bottom plan view of the lamp support arm in accordance with my design.

The right and left elevation views are symmetrical. The back is unornamented and not part of the claimed design. The broken lines showing environmental structure are for illustrative purposes only and form no part of the claimed design.

1 Claim, 2 Drawing Sheets



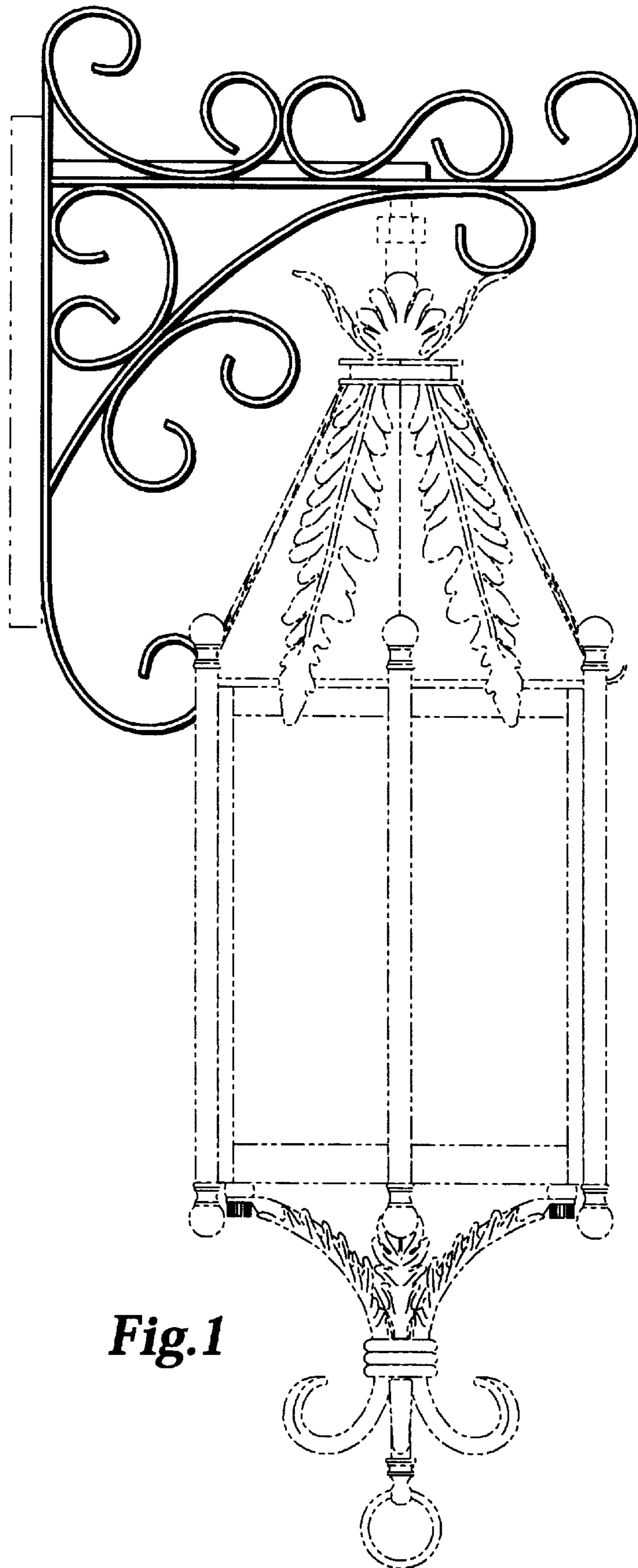


Fig. 1



Fig.2




Fig.3



Fig.4




Fig.5