



US00D461586S

(12) **United States Design Patent**  
**Luchi**

(10) **Patent No.:** **US D461,586 S**

(45) **Date of Patent:** **\*\* Aug. 13, 2002**

(54) **COLUMN FOR A LIGHTING FIXTURE**

D434,172 S \* 11/2000 Bernd ..... D26/125

(75) Inventor: **Riccardo Luchi**, Florence (IT)

\* cited by examiner

(73) Assignee: **Quorum International, L.P.**, Fort Worth, TX (US)

*Primary Examiner*—Jennifer Rivard

(74) *Attorney, Agent, or Firm*—Hill & Hunn LLP

(\*\*) Term: **14 Years**

(57) **CLAIM**

(21) Appl. No.: **29/135,094**

The ornamental design for a column for a lighting fixture, as shown and described.

(22) Filed: **Jan. 5, 2001**

**DESCRIPTION**

(51) **LOC (7) Cl.** ..... **26-99**

(52) **U.S. Cl.** ..... **D26/125**

(58) **Field of Search** ..... D26/88, 125-137,  
D26/85; 362/356, 350, 361, 333, 334, 335,  
340, 347

FIG. 1 is a perspective view of the column for a lighting fixture.

FIG. 2 is a front view of the column, with the rear view being a mirror image thereof.

FIG. 3 is a left side view of the column.

FIG. 4 is a right side view of the column.

FIG. 5 is a top view of the column; and,

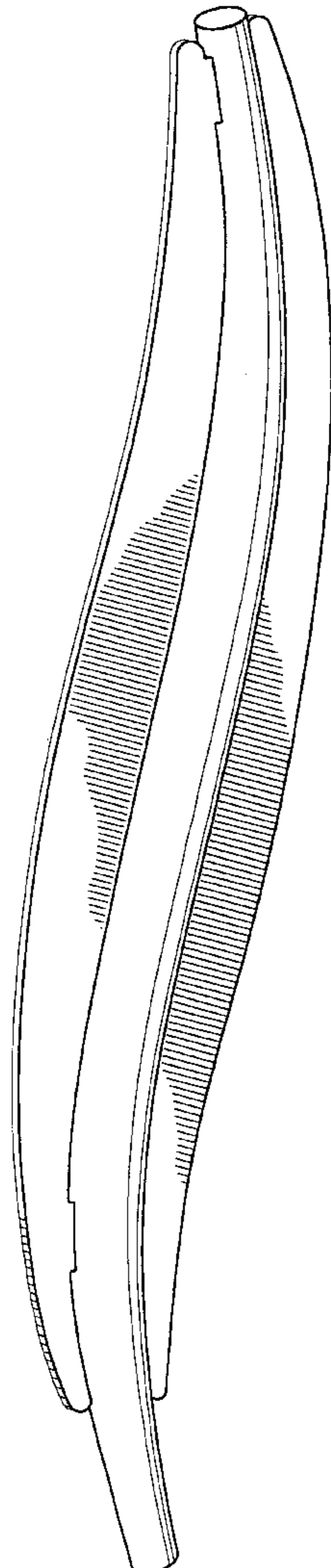
FIG. 6 is a bottom view of the column.

(56) **References Cited**

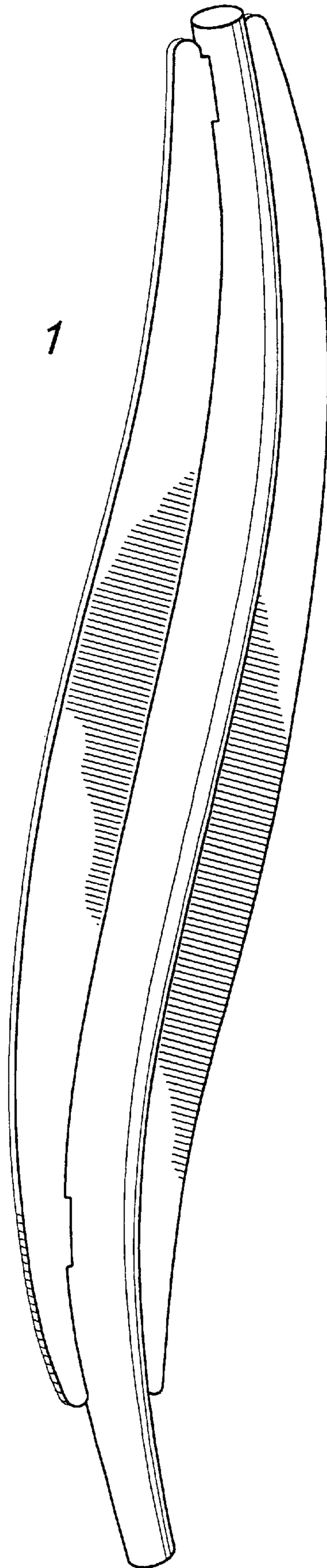
**U.S. PATENT DOCUMENTS**

D165,738 S \* 1/1952 Brochstein ..... D26/85

**1 Claim, 2 Drawing Sheets**



*FIG. 1*



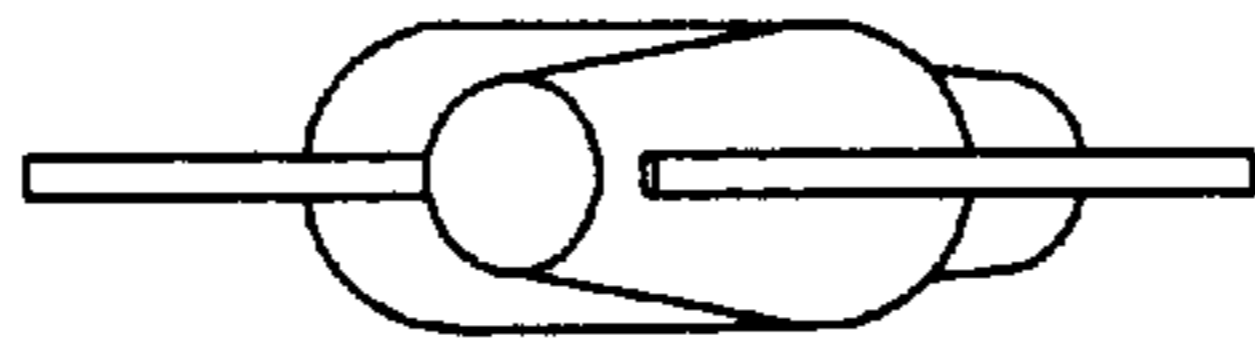


FIG. 5




FIG. 3

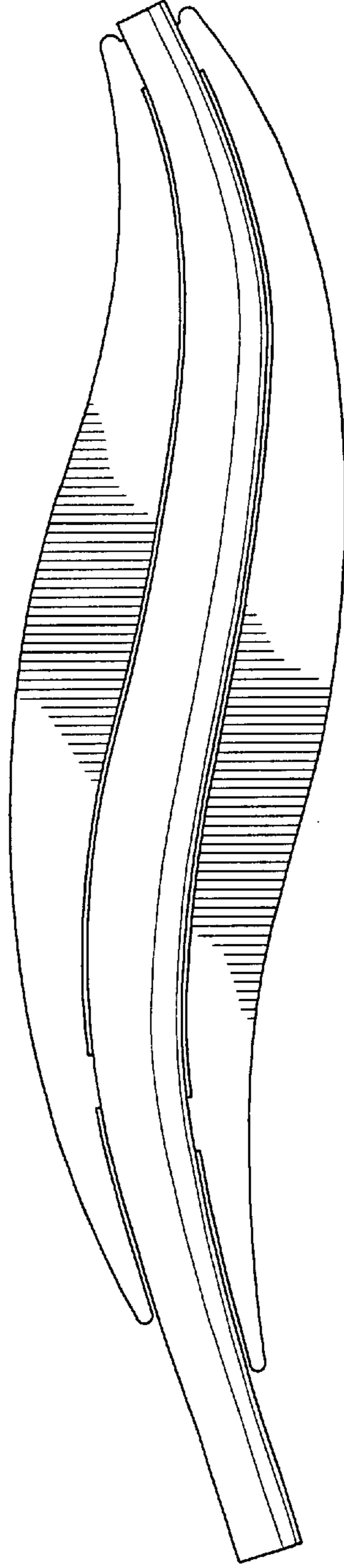


FIG. 2

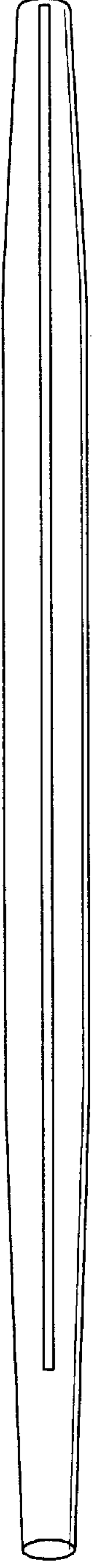


FIG. 4

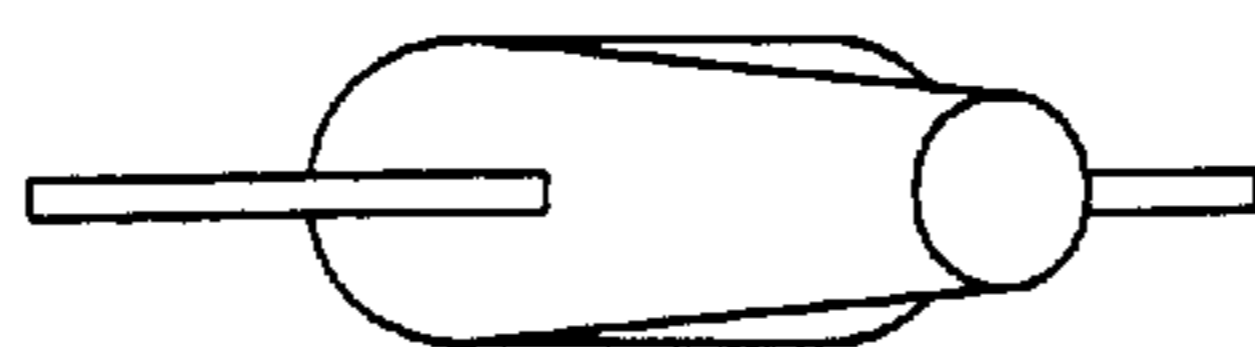


FIG. 6