



US00D461582S

(12) **United States Design Patent**  
**Hsu**

(10) **Patent No.:** **US D461,582 S**

(45) **Date of Patent:** **\*\* Aug. 13, 2002**

(54) **PENDENT LAMP**

(76) **Inventor:** **Sam Hsu**, Fl.11, No. 195, Ning Hsia Road, Taichung (TW)

(\*\*) **Term:** **14 Years**

(21) **Appl. No.:** **29/150,995**

(22) **Filed:** **Dec. 4, 2001**

(51) **LOC (7) Cl.** ..... **26-03**

(52) **U.S. Cl.** ..... **D26/90; D26/86**

(58) **Field of Search** ..... **D26/72, 80-92, D26/142-144, 152, 155; 362/147, 404-408, 432**

(56) **References Cited**

**U.S. PATENT DOCUMENTS**

D437,961 S \* 2/2001 Hsu ..... D26/84

**OTHER PUBLICATIONS**

Taiwan Lighting May 2001; p. 119; light fixture in center of photo.\*

Taiwan Lighting May 2001; p. 114; item #1021059-5.\*

\* cited by examiner

*Primary Examiner*—Alan P. Douglas

*Assistant Examiner*—Clare E. Heflin

(74) *Attorney, Agent, or Firm*—Rosenberg, Klein & Lee

(57) **CLAIM**

The ornamental design for a pendent lamp, as shown and described.

**DESCRIPTION**

FIG. 1 is a perspective view of pendent lamp showing my new design;

FIG. 2 is a front elevation view thereof;

FIG. 3 is a rear elevation view thereof;

FIG. 4 is a left side elevation view thereof;

FIG. 5 is a right side elevation view thereof;

FIG. 6 is a top plan view thereof; and,

FIG. 7 is a bottom plan view thereof.

**1 Claim, 7 Drawing Sheets**






FIG. 1




FIG. 2




FIG. 3



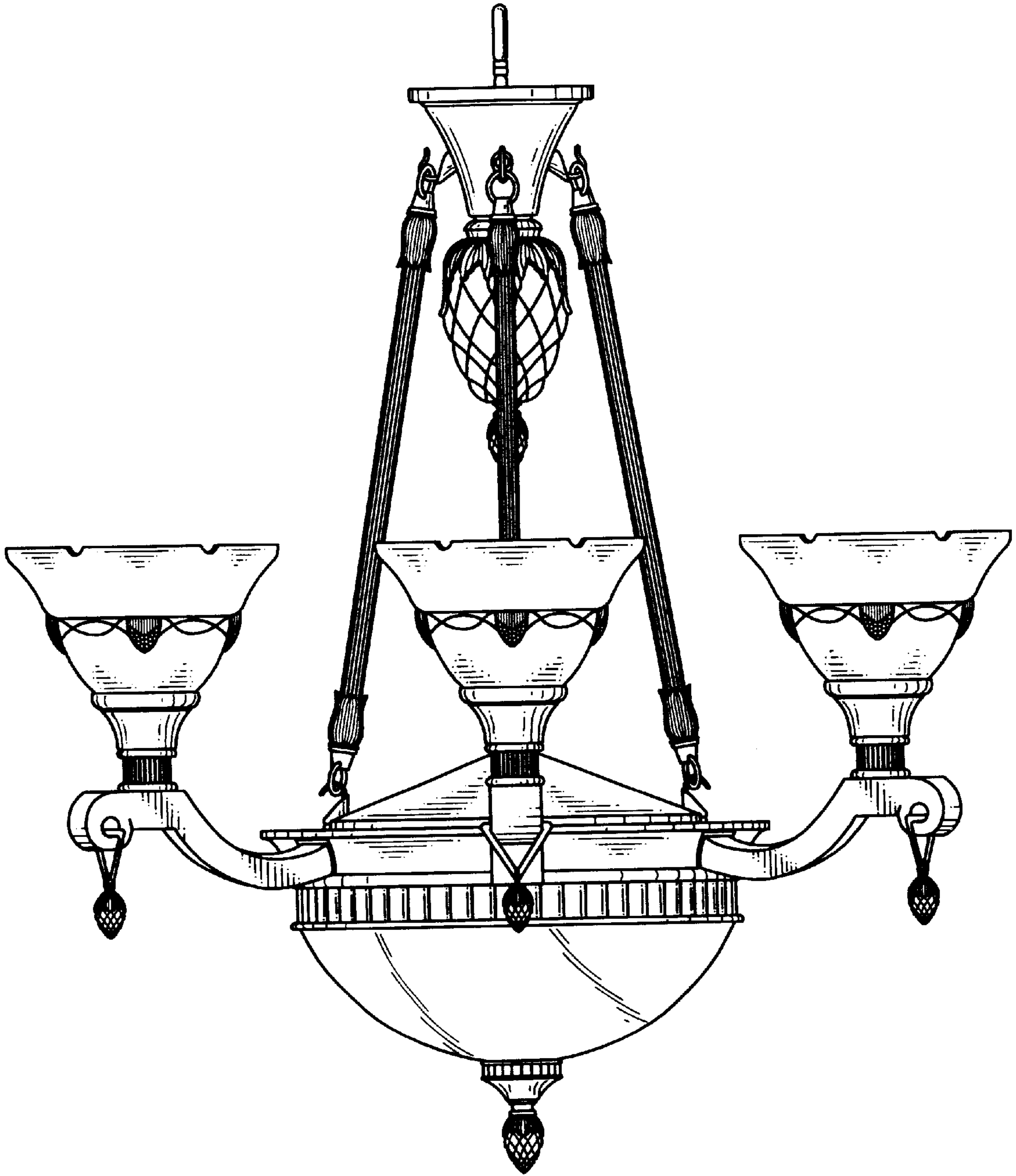


FIG. 4




FIG. 5

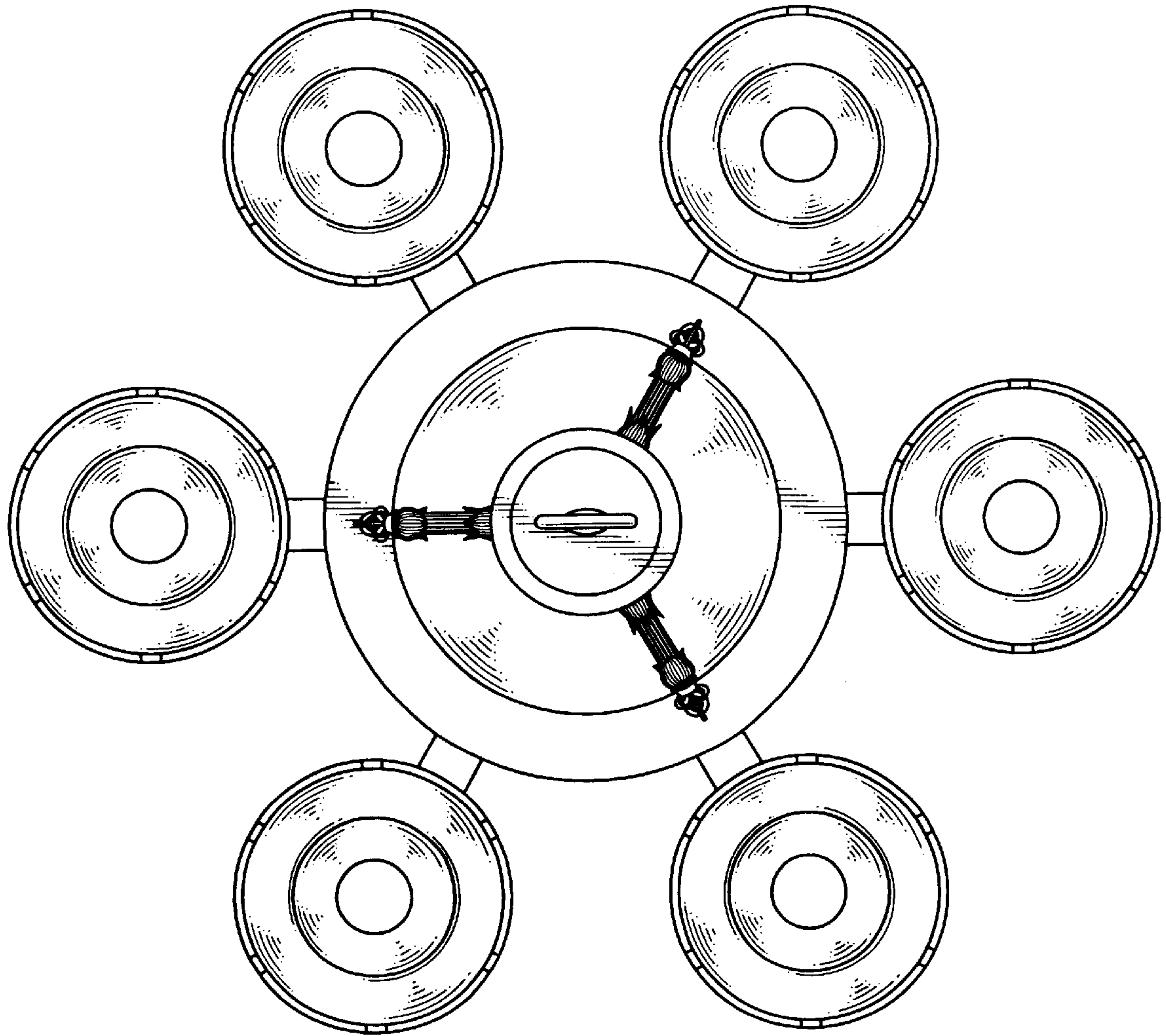


FIG. 6

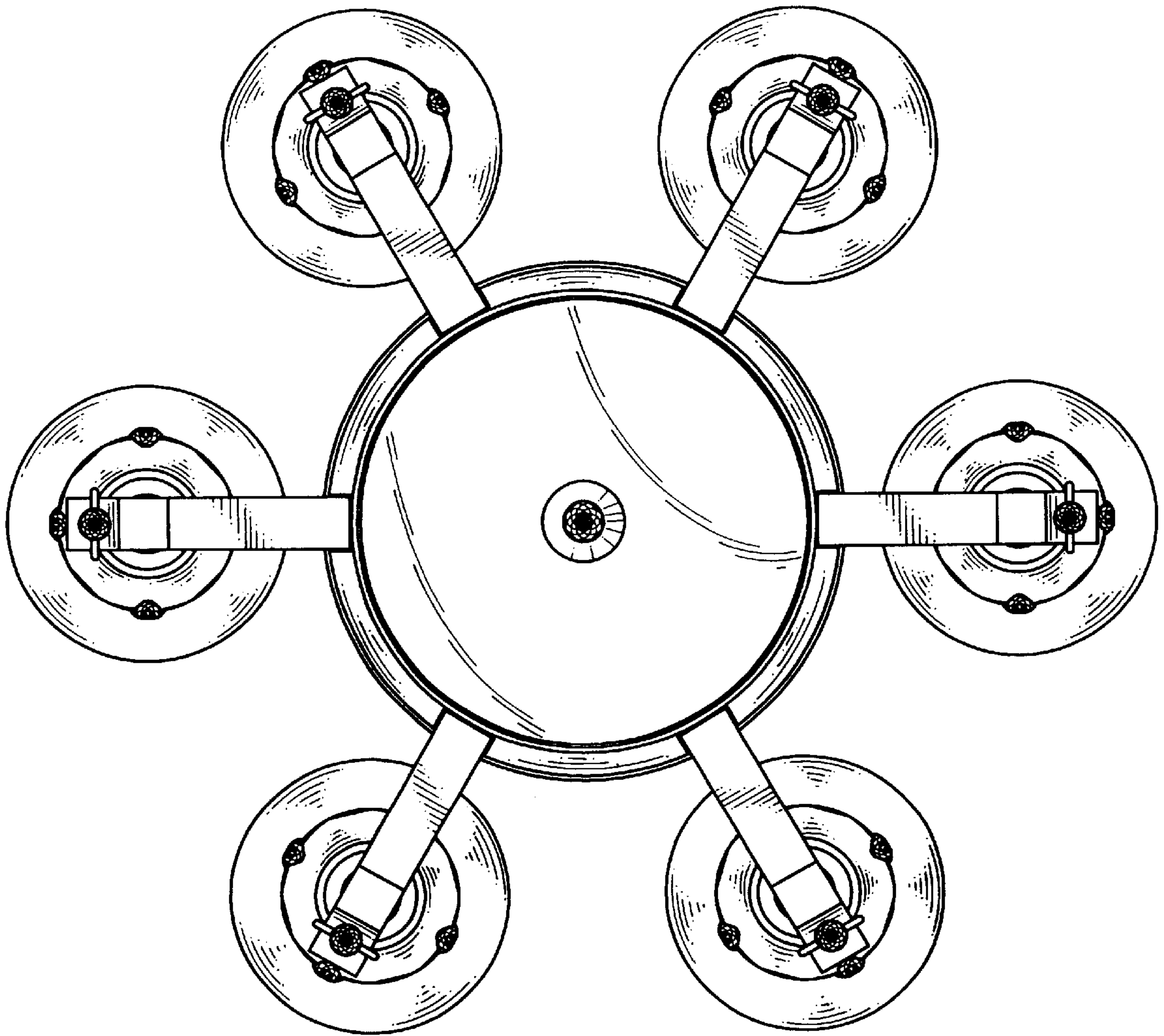


FIG. 7