



US00D461564S

(12) **United States Design Patent**
Neuleib

(10) **Patent No.:** **US D461,564 S**

(45) **Date of Patent:** **** Aug. 13, 2002**

(54) **CLEAT SYSTEM**

DESCRIPTION

(76) Inventor: **Marlo Donald Neuleib**, 1291 Pine Grove Rd., Greensboro, GA (US) 30642

(**) Term: **14 Years**

(21) Appl. No.: **29/113,681**

(22) Filed: **Nov. 10, 1999**

(51) **LOC (7) Cl.** **25-04**

(52) **U.S. Cl.** **D25/62; D25/64**

(58) **Field of Search** **D25/62, 64, 199; 182/206, 1, 8, 10, 11, 45**

FIG. 1 is a top plan view of a cleat system according to the present invention.

FIG. 2 is a bottom plan view of the cleat system of FIG. 1.

FIG. 3 is an enlarged top plan view of a portion of the cleat system of FIG. 1.

FIG. 4 is a front elevational view (the front and rear views are identical) of the cleat system of FIG. 1.

FIG. 5 is a side elevational view (both sides are identical) of the cleat system of FIG. 1.

FIG. 6 is an enlarged top plan view, lined to show color, of a portion of a second embodiment of the cleat system of FIG. 1, the appearance of the cleat system being substantially the same as the design disclosed in the first embodiment.

FIG. 7 is a front elevational view, lined to show color, of a portion of a second embodiment of the cleat system of FIG. 1; and,

FIG. 8 is a side elevational view, lined to show color, of a portion of a second embodiment of the cleat system of FIG. 1.

(56) **References Cited**

U.S. PATENT DOCUMENTS

4,230,202 A * 10/1980 Kudra, III 182/45
5,119,904 A * 6/1992 Dierolf 182/45

* cited by examiner

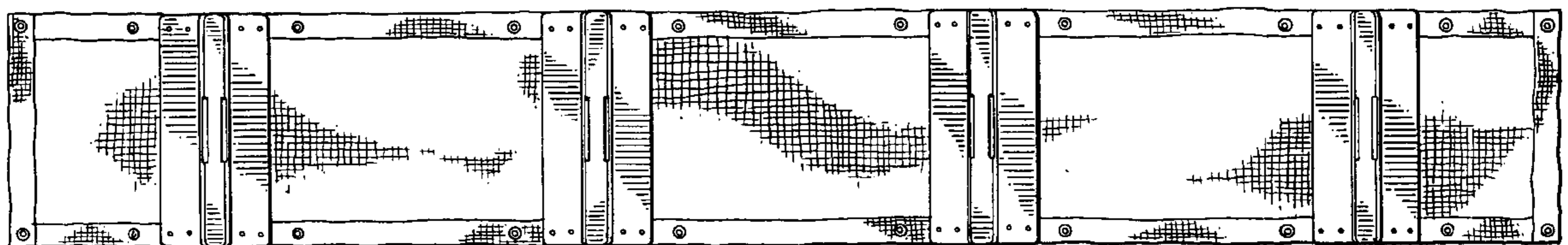
Primary Examiner—Doris Clark

(74) *Attorney, Agent, or Firm*—Burns, Doane, Swecker & Mathis, LLP

(57) **CLAIM**

The ornamental design for a cleat system, as shown and described.

1 Claim, 3 Drawing Sheets



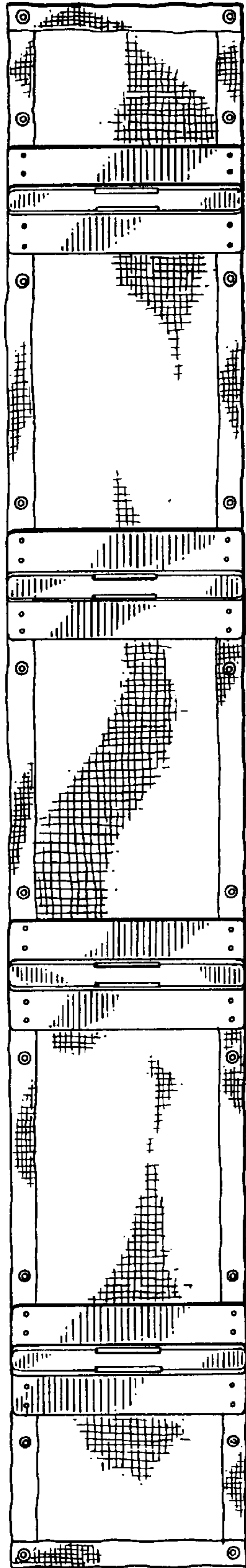


FIG. 1

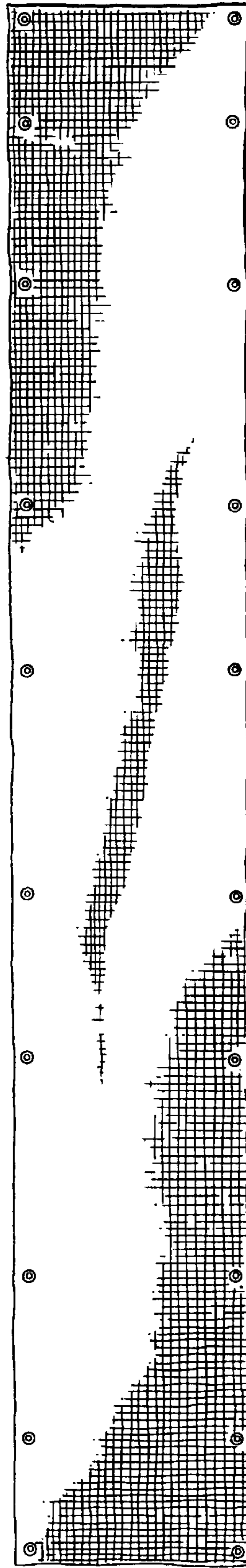


FIG. 2

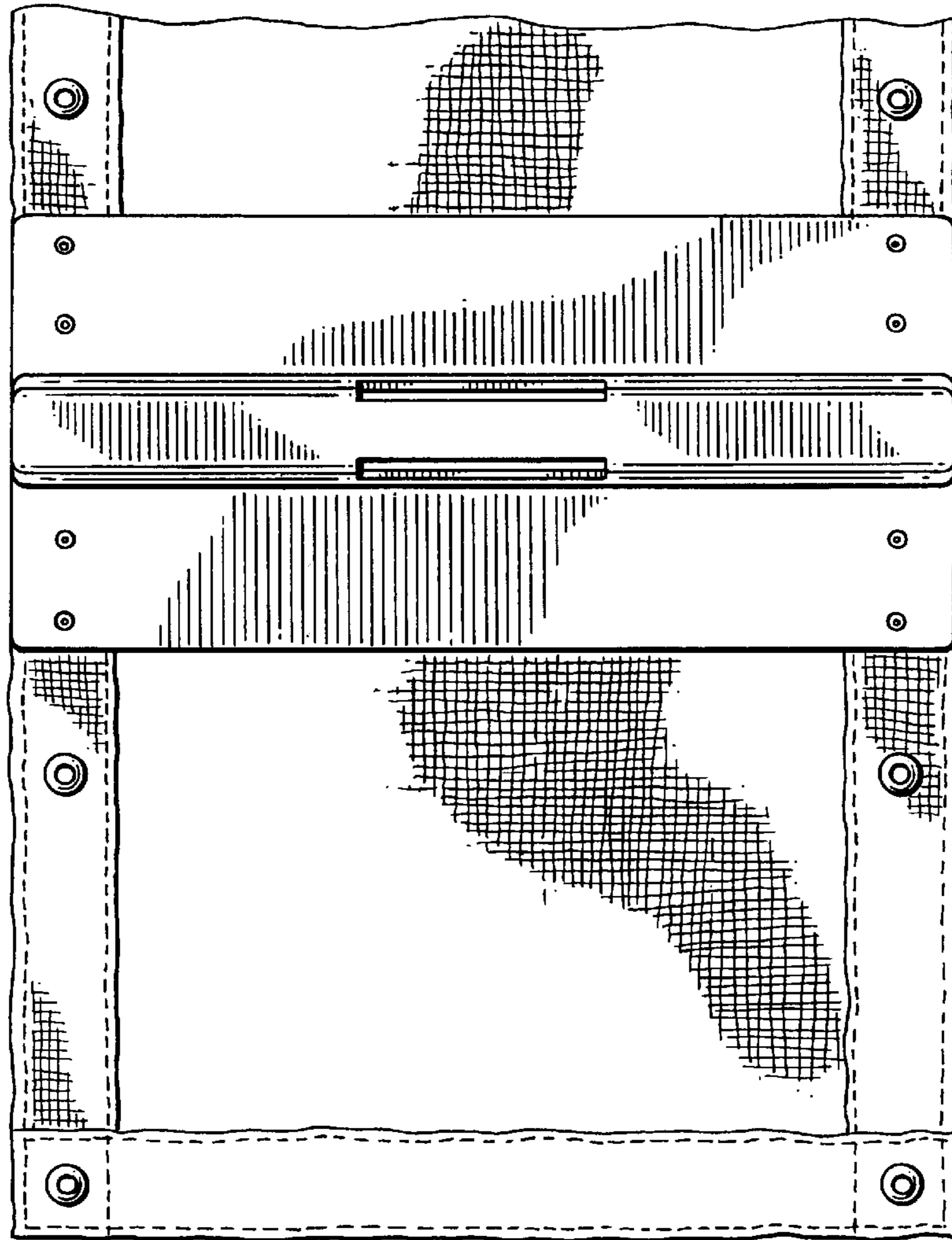


FIG. 3




FIG. 4



FIG. 5

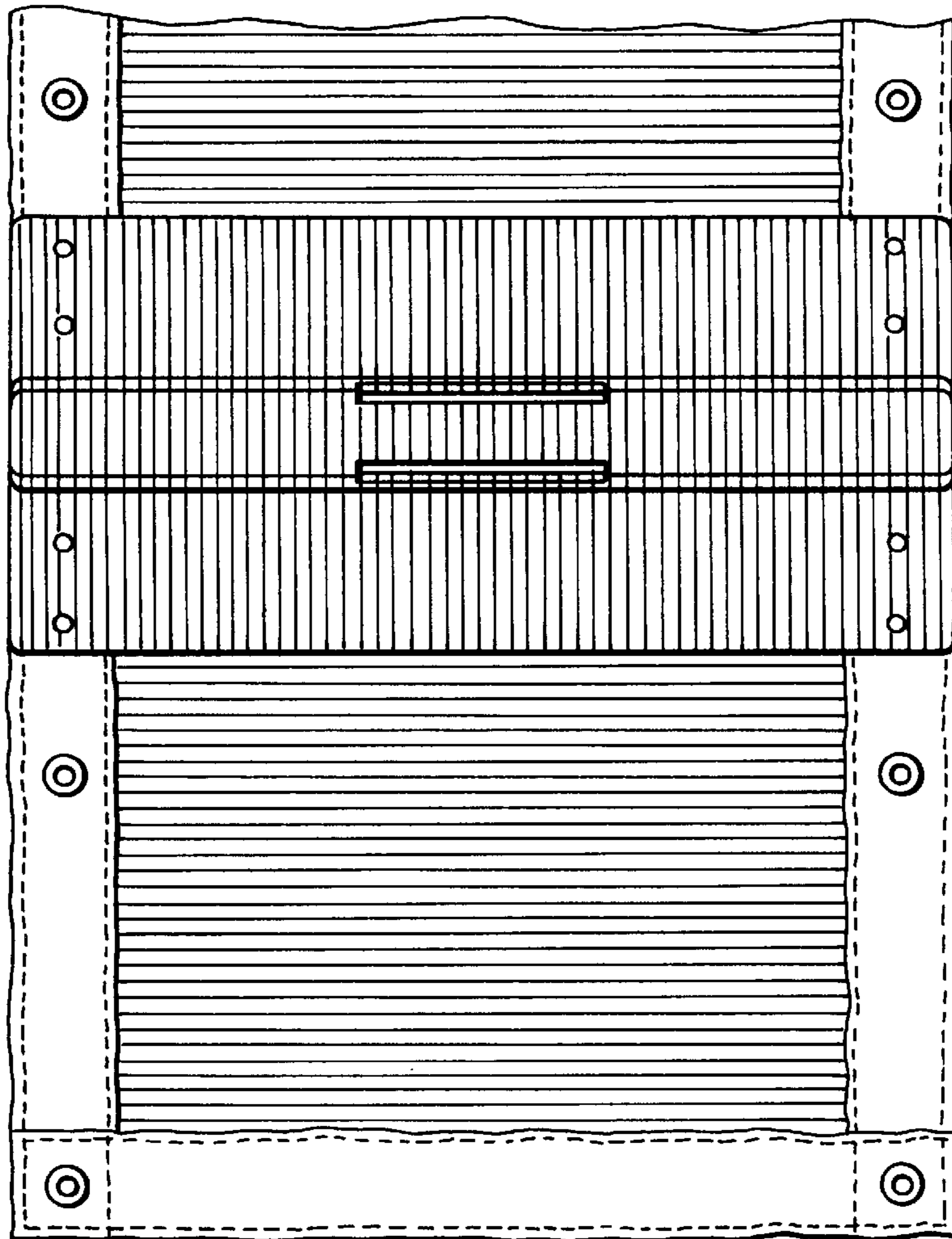


FIG. 6

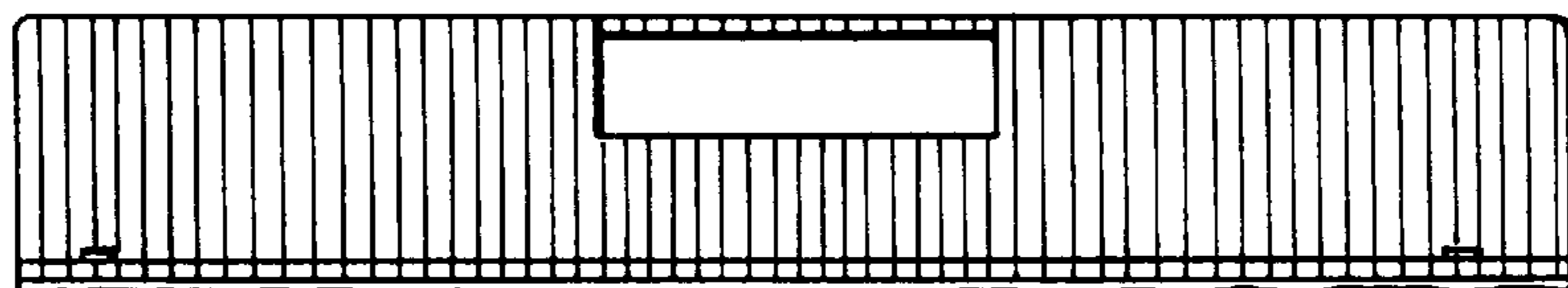


FIG. 7

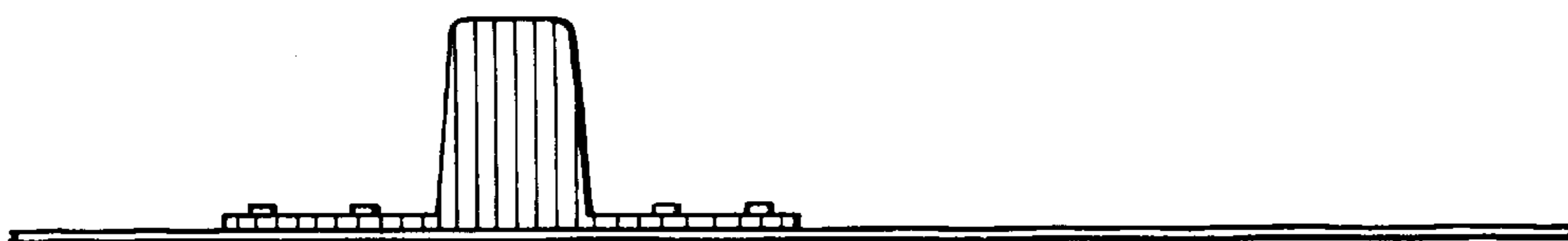


FIG. 8