



US00D461546S

(12) **United States Design Patent**
Klippenstein

(10) **Patent No.:** **US D461,546 S**

(45) **Date of Patent:** **** Aug. 13, 2002**

(54) **TOILET SEAT AND COVER COMBINATION**

D413,969 S * 9/1999 Lin D23/311

* cited by examiner

(76) **Inventor:** **Alvin Klippenstein**, 35485 Sandy Hill Road, Abbotsford, B.C. (CA), V3G 1J3

Primary Examiner—Louis S. Zarfes
Assistant Examiner—Robert A. Delehanty
(74) *Attorney, Agent, or Firm*—Robert H. Barrigar

(**) **Term:** **14 Years**

(21) **Appl. No.:** **29/140,101**

(57) **CLAIM**

(22) **Filed:** **Apr. 10, 2001**

The ornamental design for a toilet seat and cover combination, as shown and described.

(30) **Foreign Application Priority Data**

DESCRIPTION

Oct. 10, 2000 (CA) 2000-3352

(51) **LOC (7) Cl.** **23-02**

(52) **U.S. Cl.** **D23/311**

(58) **Field of Search** D23/295-299,
D23/303, 309-311; 4/667, 300, 300.3, 347,
217, 234, 237-239, 242.1, 244.3, 245.7,
245.8, 245.9, 902, DIG. 6, 483

FIG. 1 is a front perspective view of a toilet seat and cover combination showing my new design with the cover raised; FIG. 2 is a rear perspective view thereof; FIG. 3 is a front perspective view of the toilet seat and cover combination with the cover lowered; FIG. 4 is a top plan view thereof, indicating cross-sectional lines through which FIGS. 8 and 9 are taken; FIG. 5 is a left side elevational view with the cover raised, the right side view being a mirror image of that shown; FIG. 6 is a rear elevational view thereof; FIG. 7 is a front elevational view thereof; FIG. 8 is a cross-sectional view taken along line 8-8 in FIG. 4; and, FIG. 9 is a cross-sectional view taken along line 9-9 in FIG. 4.

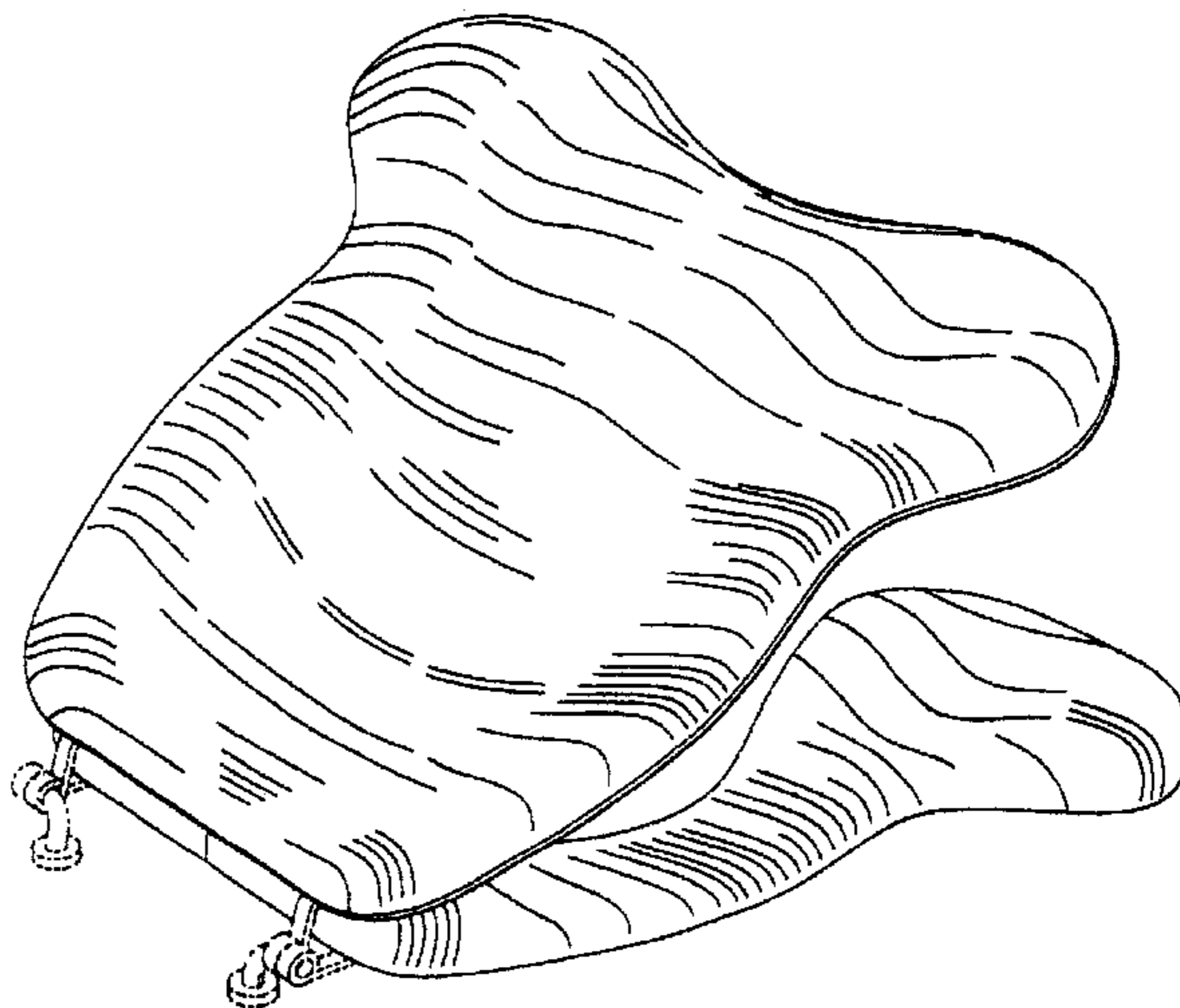
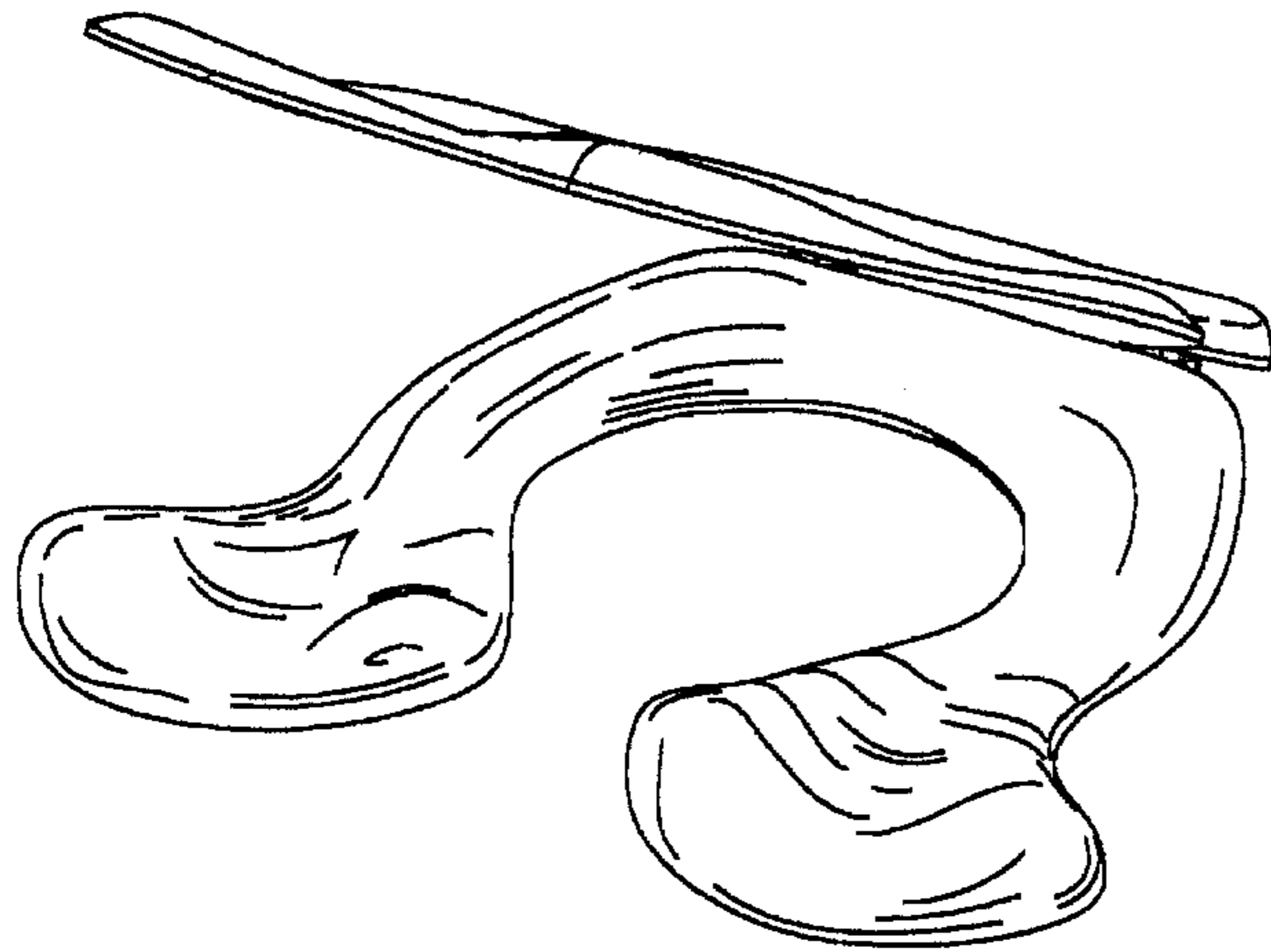
(56) **References Cited**

U.S. PATENT DOCUMENTS

1,246,791 A * 11/1917 Salati 4/483
D142,755 S * 10/1945 Williams, Jr. D23/311
D160,222 S * 9/1950 Skidmore D23/301 X
D222,965 S * 2/1972 Kirp et al. D23/311
D237,185 S * 10/1975 O'Neil D23/311
4,457,029 A * 7/1984 Matthews 4/237
D348,926 S * 7/1994 Rasmussen D23/311
D368,518 S * 4/1996 Giese et al. D23/311

The bottom surfaces of the seat and cover and any spacing attachments or hinges attached thereto are not part of the design sought to be patented and are therefore not shown or are shown in broken lines in the Figures.

1 Claim, 7 Drawing Sheets



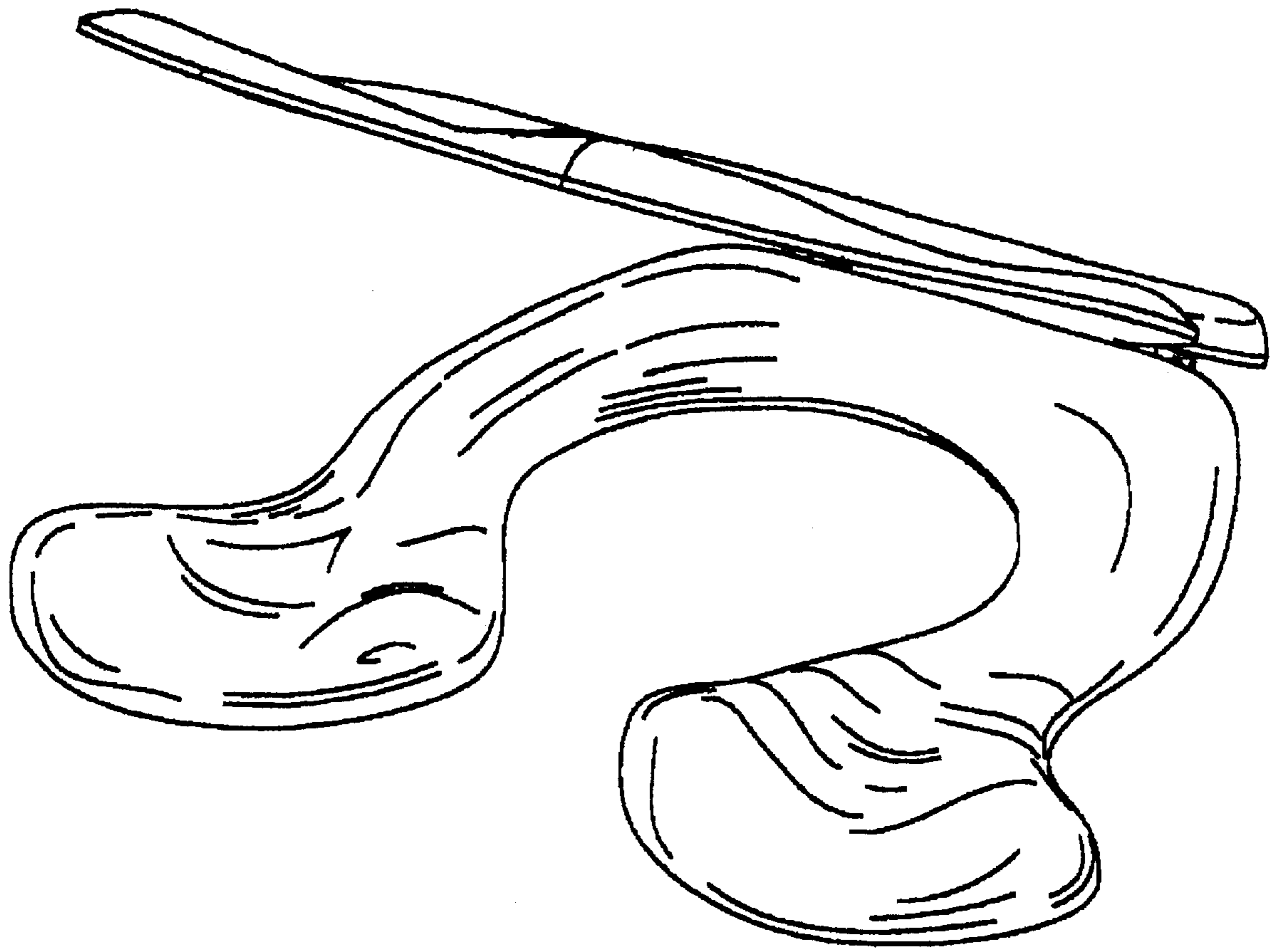


Figure 1

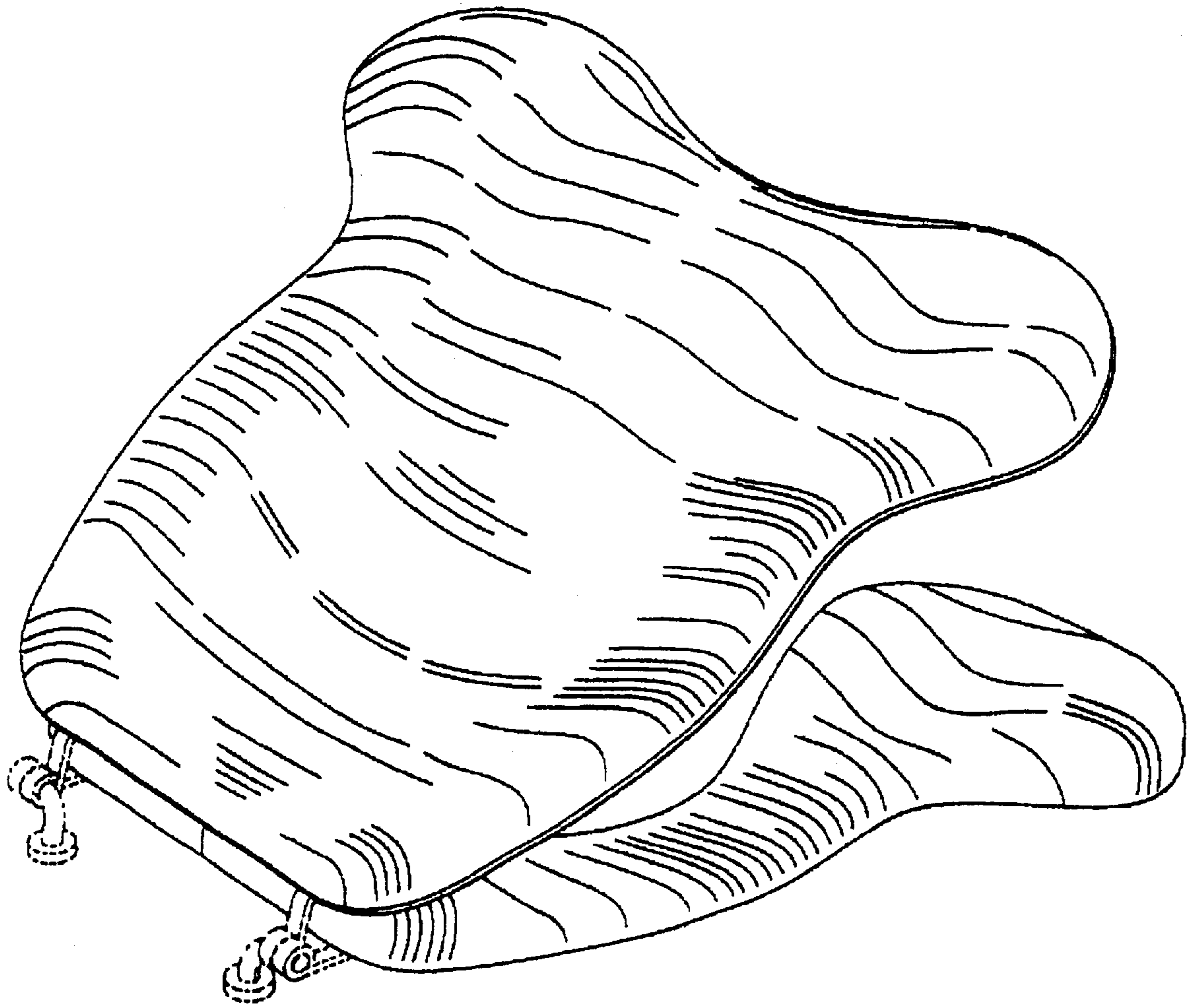


Figure 2

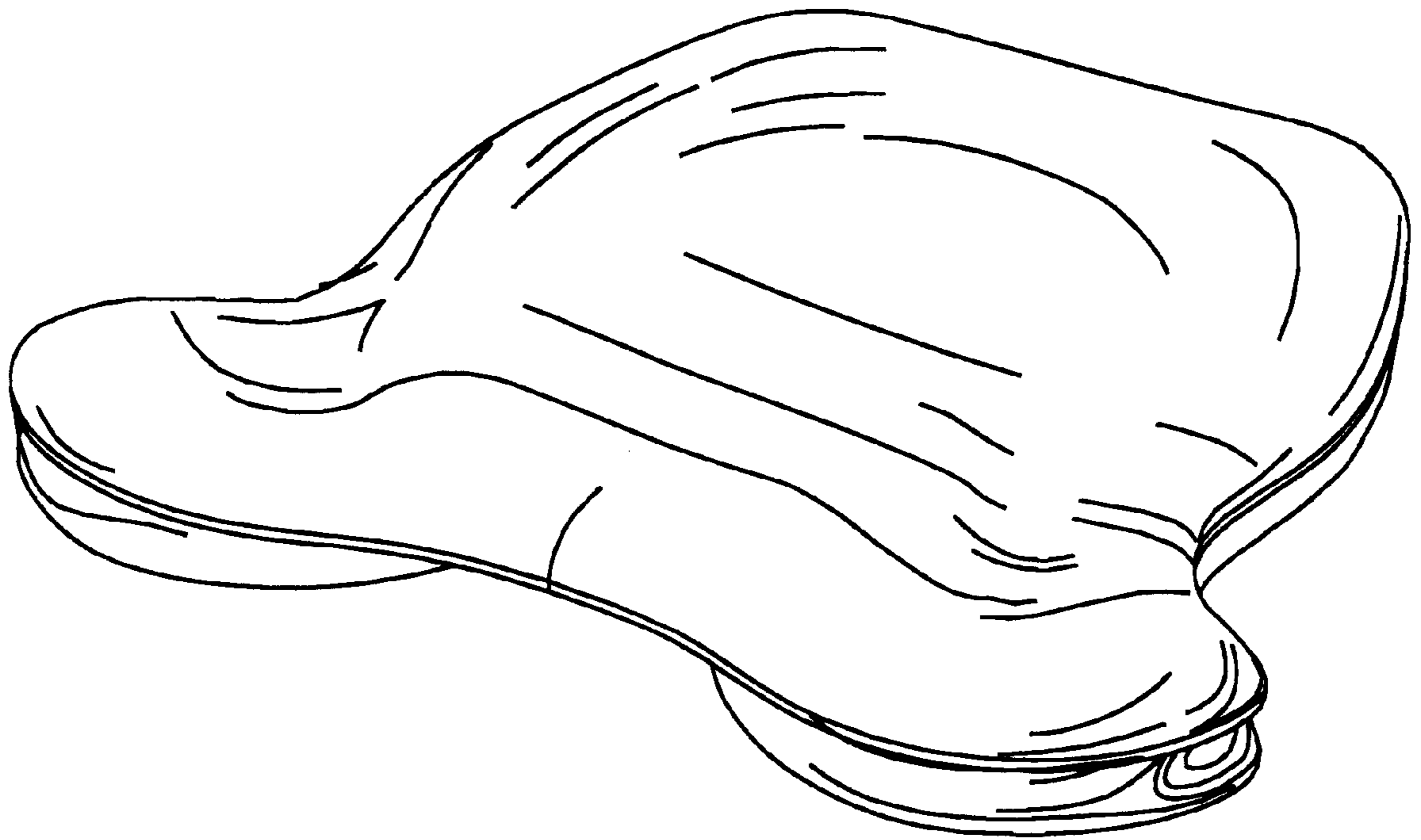


Fig. 3

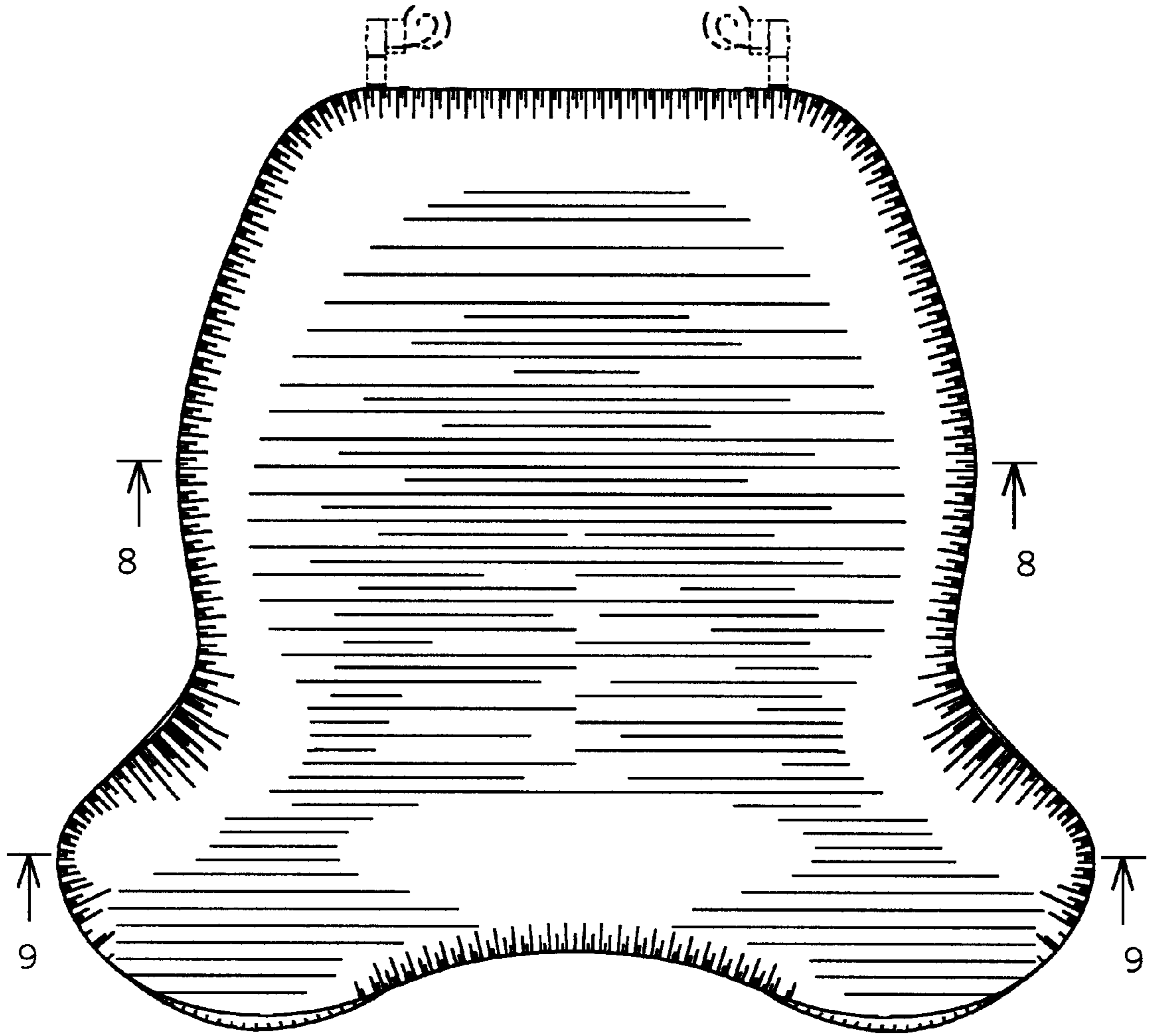


Fig. 4




Fig. 5




Fig. 6




Fig. 7



Fig. 8



Fig. 9