



US00D461533S

(12) **United States Design Patent**
Dretzka

(10) **Patent No.:** **US D461,533 S**

(45) **Date of Patent:** **** Aug. 13, 2002**

(54) **FAUCET KNOB**

(75) **Inventor:** **Lizabeth Dretzka**, Cleveland Heights, OH (US)

(73) **Assignee:** **Moen Incorporated**, North Olmsted, OH (US)

(**) **Term:** **14 Years**

(21) **Appl. No.:** **29/135,865**

(22) **Filed:** **Jan. 19, 2001**

(51) **LOC (7) Cl.** **23-01**

(52) **U.S. Cl.** **D23/250**

(58) **Field of Search** D23/238-257;
D8/300-308, 350-354; 4/675-678; 137/801;
16/110 R-121

(56) **References Cited**

U.S. PATENT DOCUMENTS

D101,826 S	*	11/1936	Sinko	D23/250
D140,556 S		3/1945	Stanitz		
D202,772 S		11/1965	Henry		
D228,907 S	*	10/1973	Jones et al.	D23/252
D254,147 S		2/1980	Colani		
D309,006 S		7/1990	Spangler		
D362,899 S		10/1995	Jans		

D368,301 S		3/1996	Lobermeier		
D372,518 S		8/1996	Gottwald		
D373,180 S		8/1996	Gottwald		
D387,136 S		12/1997	Oswaks et al.		
D407,465 S		3/1999	Ko		
D409,289 S		5/1999	Hyde et al.		
D412,206 S	*	7/1999	Hyde et al.	D23/250
D412,359 S		7/1999	Lobermeier		
D413,655 S		9/1999	Gottwald		
D434,121 S		11/2000	Donath, Jr. et al.		

* cited by examiner

Primary Examiner—Louis S. Zarfes

Assistant Examiner—Gregory Andoll

(74) *Attorney, Agent, or Firm*—Cook, Alex, McFarron, Manzo, Cummings & Mehler, Ltd.

(57) **CLAIM**

The ornamental design for a faucet knob, as shown and described.

DESCRIPTION

FIG. 1 is a perspective view of my new design for a faucet knob;
FIG. 2 is a front view thereof;
FIG. 3 is a top view thereof; and,
FIG. 4 is a bottom view thereof.

1 Claim, 1 Drawing Sheet

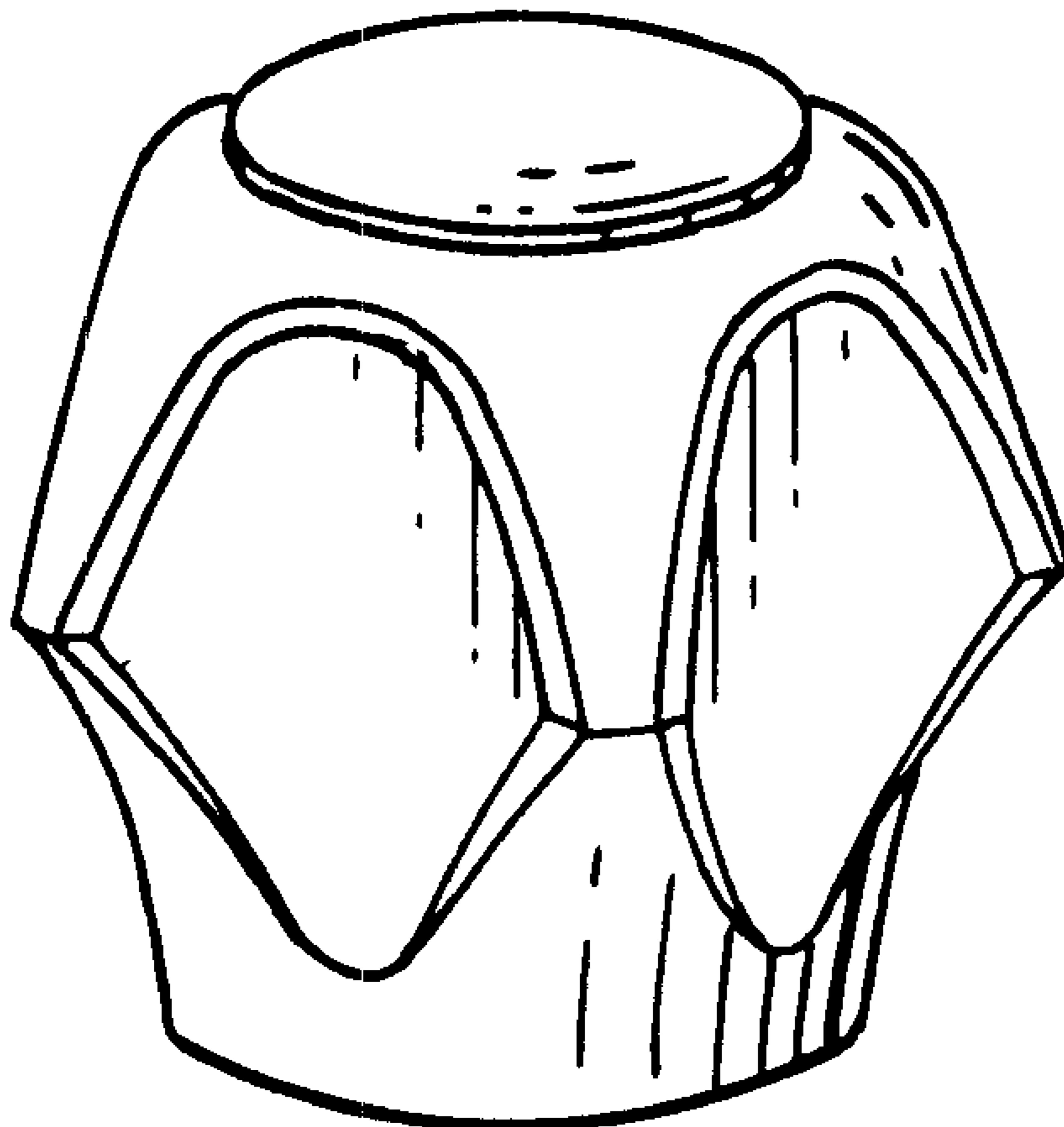


Fig. 1.

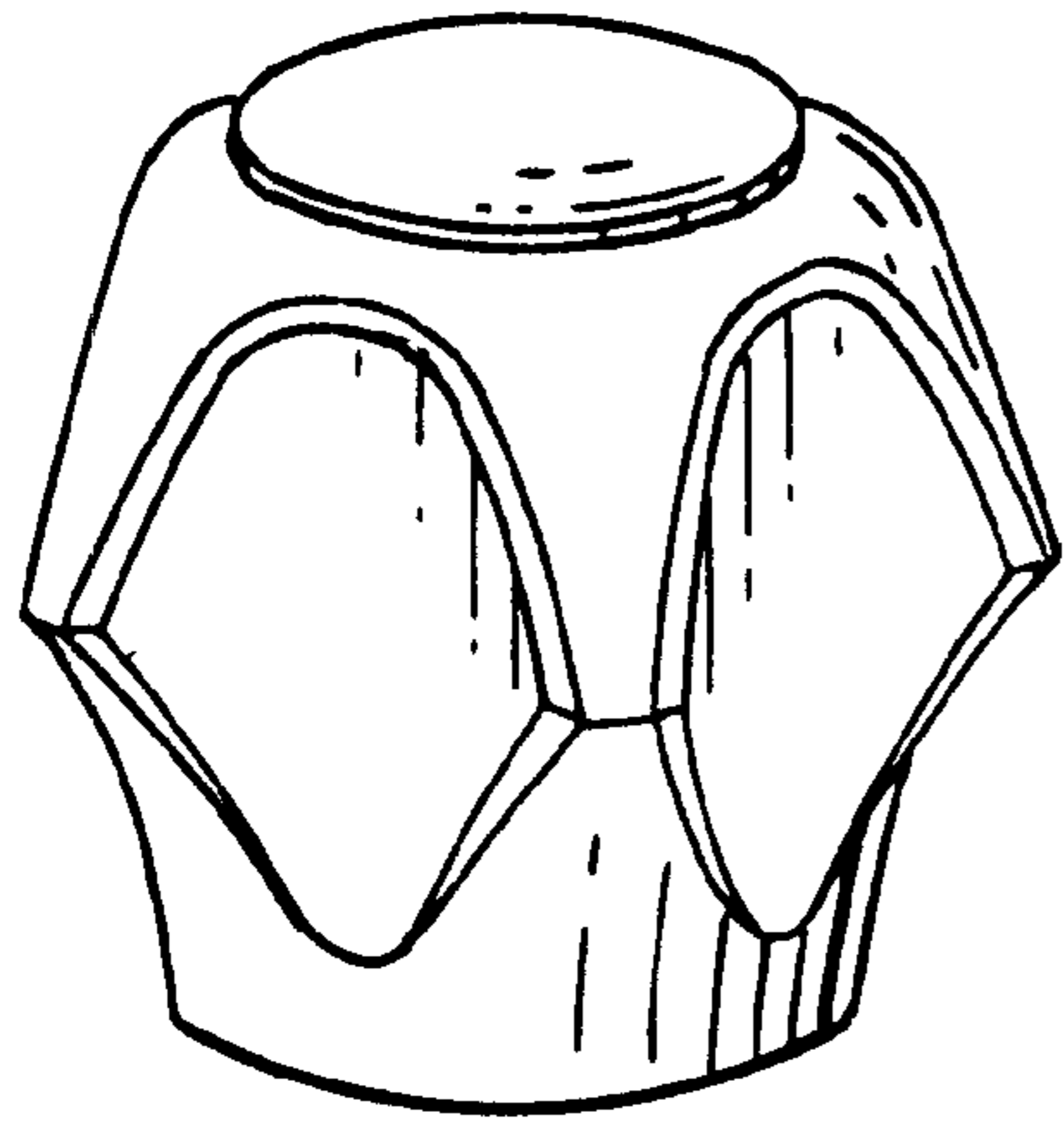


Fig. 2.

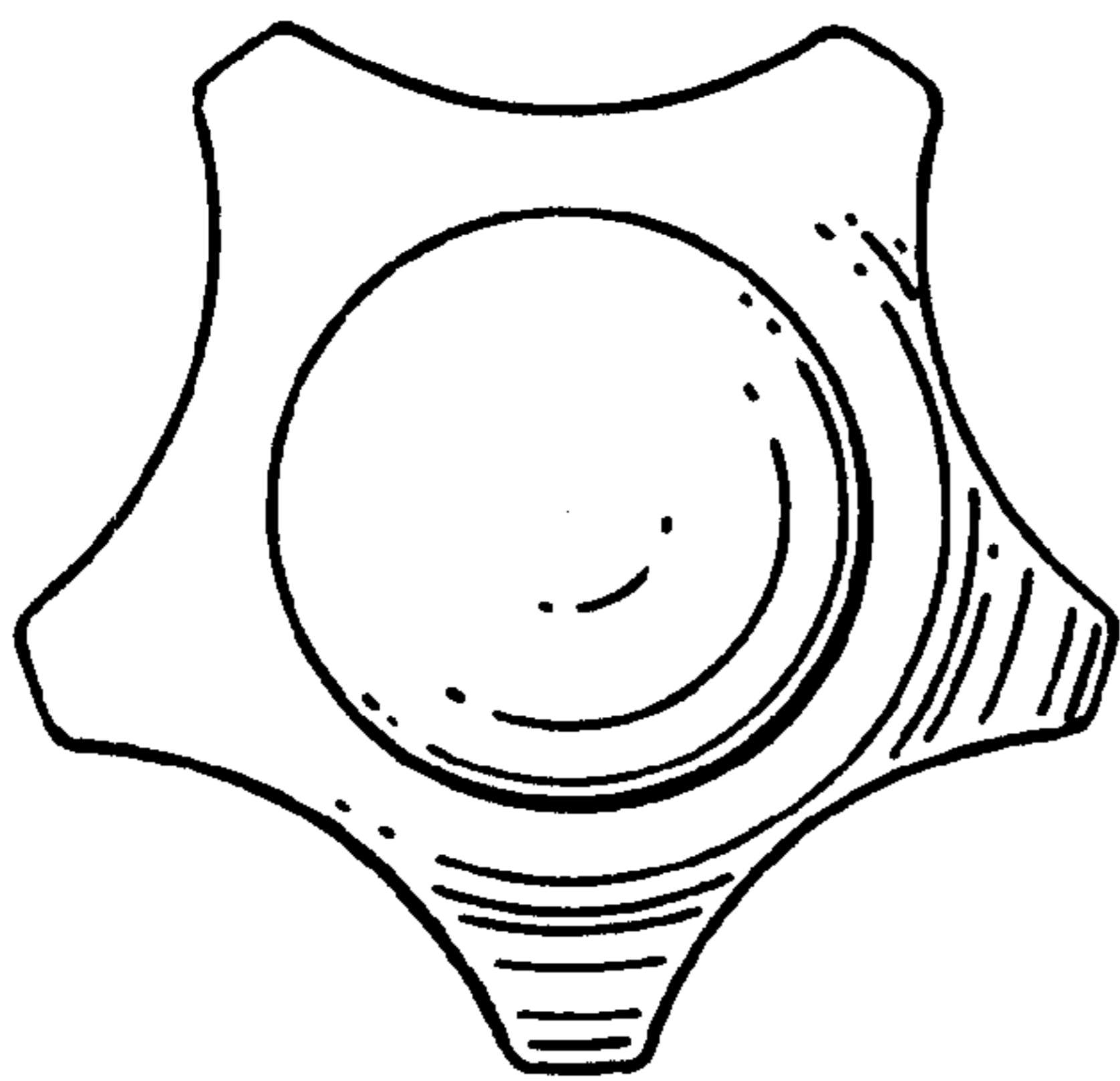
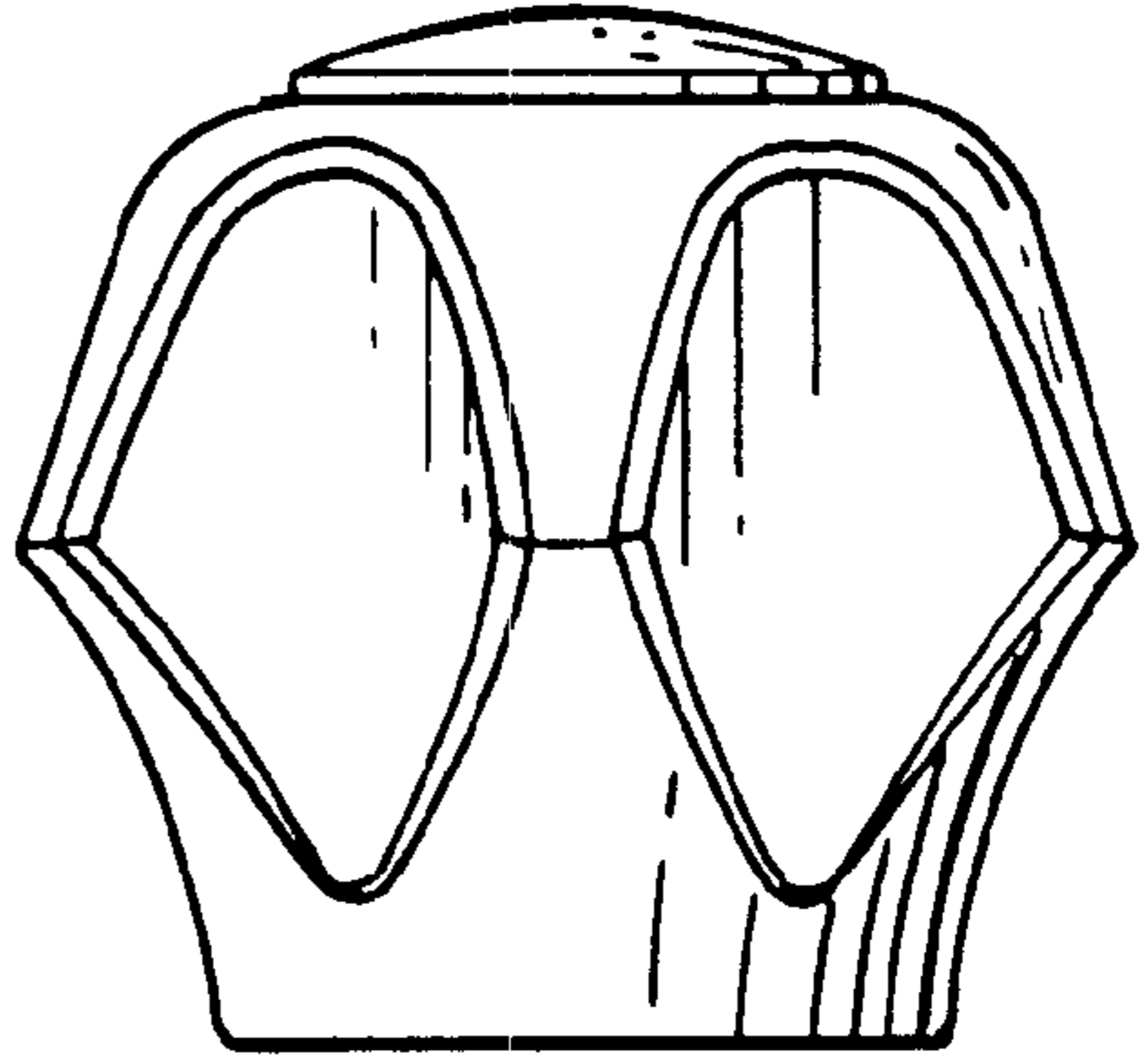


Fig. 3.

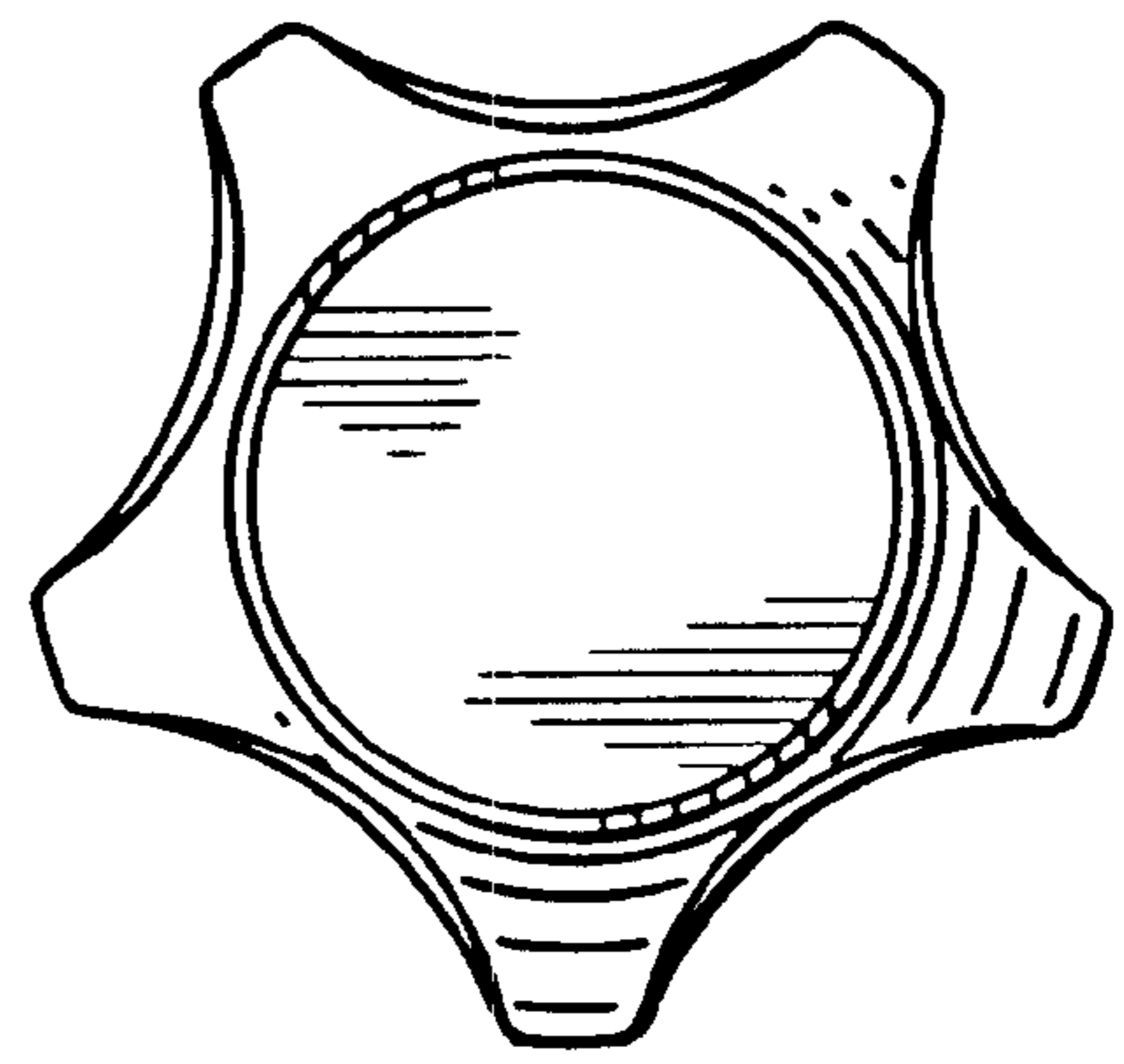


Fig. 4.