



US00D461531S

(12) **United States Design Patent**  
**Ouyoung**

(10) **Patent No.:** **US D461,531 S**

(45) **Date of Patent:** **\*\* Aug. 13, 2002**

(54) **FAUCET SET**

D437,631 S \* 2/2001 Robbins ..... D23/242

(75) **Inventor:** **Scott Ouyoung**, Taichung Export Processing Zone (TW)

\* cited by examiner

(73) **Assignee:** **Globe Union Industrial Corp. (TW)**

*Primary Examiner*—Louis S. Zarfes

*Assistant Examiner*—Gregory Andoll

(\*\*) **Term:** **14 Years**

(74) *Attorney, Agent, or Firm*—Troxell Law Office PLLC

(21) **Appl. No.:** **29/150,665**

(57) **CLAIM**

(22) **Filed:** **Nov. 28, 2001**

The ornamental design for a faucet set, as shown and described.

(51) **LOC (7) Cl.** ..... **23-01**

**DESCRIPTION**

(52) **U.S. Cl.** ..... **D23/242; D23/241**

FIG. 1 is a perspective view of a faucet set showing us new design;

(58) **Field of Search** ..... **D23/238-257;**

**4/675-678; 137/801**

FIG. 2 is a front side elevation view thereof;

FIG. 3 is a left side elevation view thereof;

FIG. 4 is a right side elevation view thereof;

FIG. 5 is a rear side elevation view thereof;

FIG. 6 is a top plan view thereof;

FIG. 7 is a bottom plan view thereof; and,


FIG. 8 is a nother perspective view of the faucet set, with the broken line showing of a sink being provided for illustrative purposes only and forming no part of the claimed design.

(56) **References Cited**

**U.S. PATENT DOCUMENTS**

D280,009 S	*	8/1985	Miller et al. ....	D23/242
D285,597 S	*	9/1986	Miller et al. ....	D23/242
D287,395 S	*	12/1986	Piesco .....	D23/255
D318,099 S	*	7/1991	Reid et al. ....	D23/255
D371,826 S	*	7/1996	Robbins .....	D23/252
D375,345 S	*	11/1996	Warshawsky .....	D23/241
D407,466 S	*	3/1999	Hundley et al. ....	D23/252

**1 Claim, 5 Drawing Sheets**






FIG. 1




FIG. 2




FIG. 5




FIG. 3




FIG. 4




FIG. 6

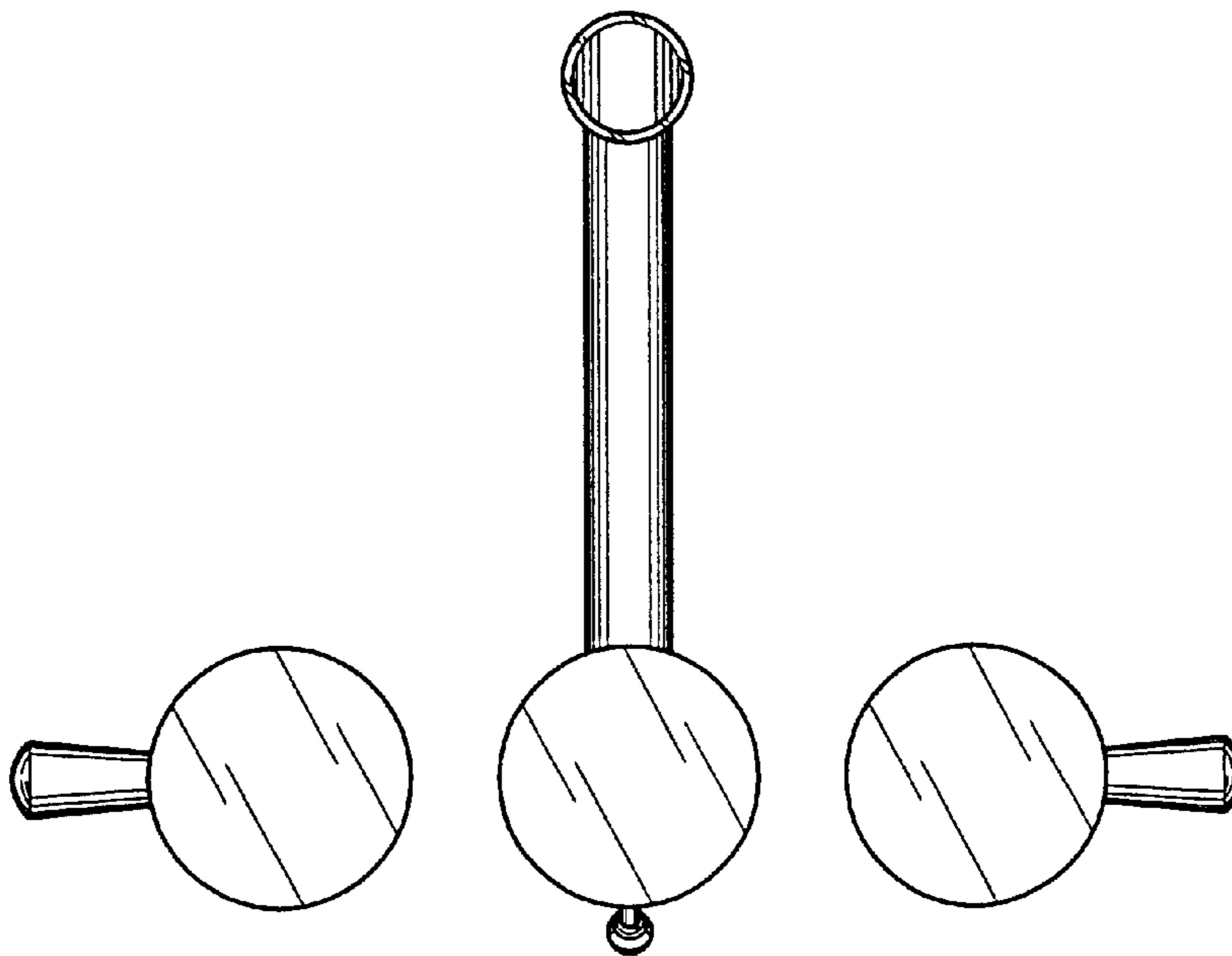


FIG. 7

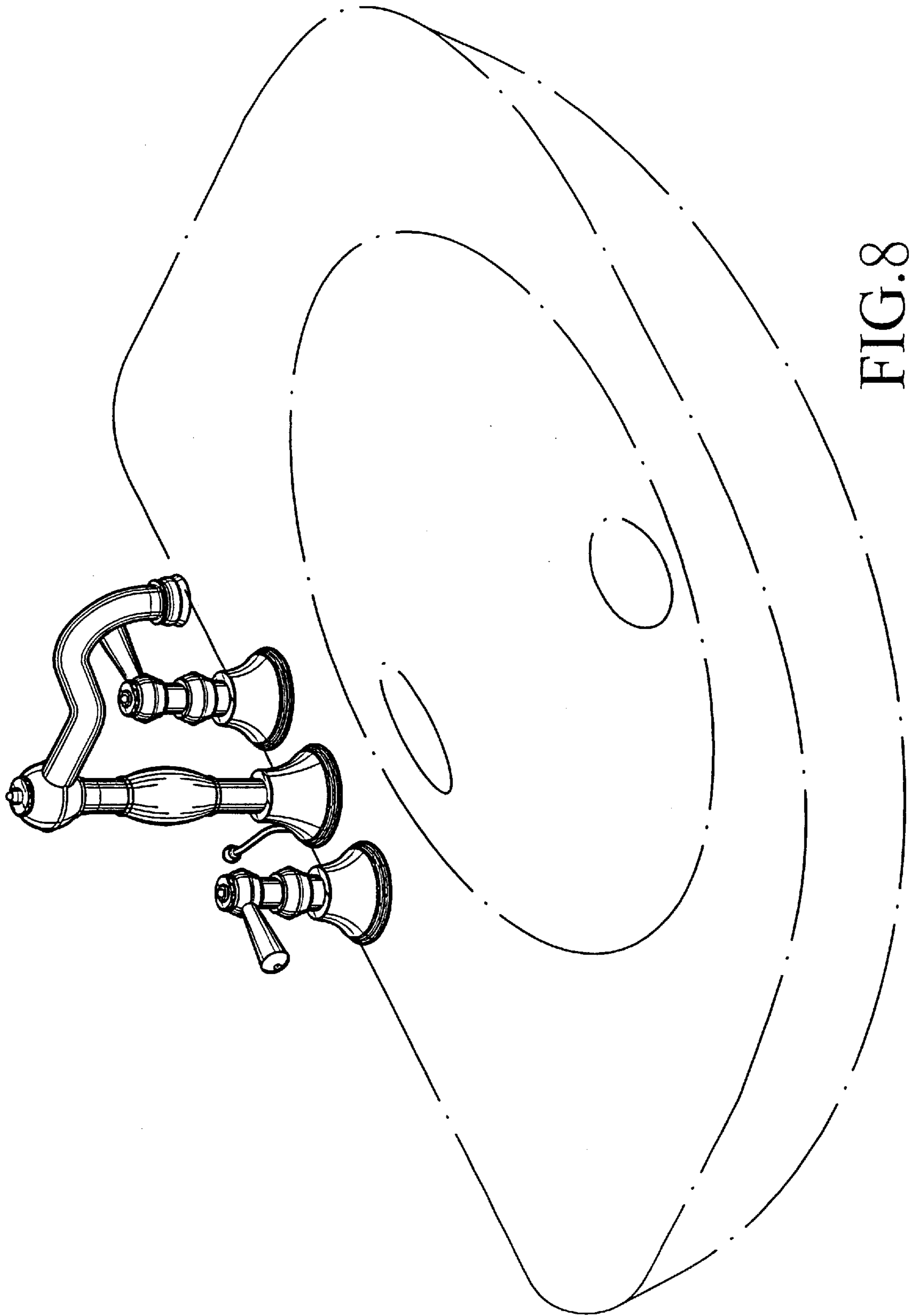


FIG. 8