



US00D461521S

(12) **United States Design Patent**
Krueger

(10) **Patent No.:** **US D461,521 S**

(45) **Date of Patent:** **** Aug. 13, 2002**

(54) **FISHING ROD HOLDER**

Primary Examiner—Catherine R. Oliver

(76) Inventor: **Ronald Krueger**, 5419 W. Dardanella Rd. Ste. 130, Sioux Falls, SD (US) 57106

(57) **CLAIM**

The ornamental design for a fishing rod holder, as shown and described.

(**) Term: **14 Years**

DESCRIPTION

(21) Appl. No.: **29/143,965**

FIG. 1 is a front elevational view of the fishing rod holder of the present invention;

(22) Filed: **Jun. 22, 2001**

FIG. 2 is a rear elevational view of the fishing rod holder of FIG. 1;

(51) **LOC (7) Cl.** **22-05**

FIG. 3 is a left side elevational view of the fishing rod holder of FIG. 1;

(52) **U.S. Cl.** **D22/147**

FIG. 4 is a right side elevational view of the fishing rod holder of FIG. 1;

(58) **Field of Search** D22/147, 148;
D3/221; 43/21.2; 248/515, 520, 521, 538;
224/922, 200, 251, 267

FIG. 5 is a top plan view of the fishing rod holder of FIG. 1;

(56) **References Cited**

FIG. 6 is a bottom plan view of the fishing rod holder of FIG. 1;

U.S. PATENT DOCUMENTS

FIG. 7 is a top, front, left side perspective view of an alternate embodiment of the fishing rod holder of FIG. 1; and,

D239,533 S	*	4/1976	Polzin	D3/221
D295,776 S	*	5/1988	Johansen	D22/147
5,625,974 A	*	5/1997	Demaio	43/21.2
D386,557 S	*	11/1997	Thompson	D22/147
D407,137 S	*	3/1999	Thompson	D22/147
6,269,990 B1	*	8/2001	Gray	224/922 X

FIG. 8 is a top plan view of FIG. 7.

The broken lines showing of the words **FTC** and **Pro-Series** in FIGS. 1, 3, 4, and 7 are for illustrative purposes only and form no part of the claimed design.

* cited by examiner

1 Claim, 4 Drawing Sheets

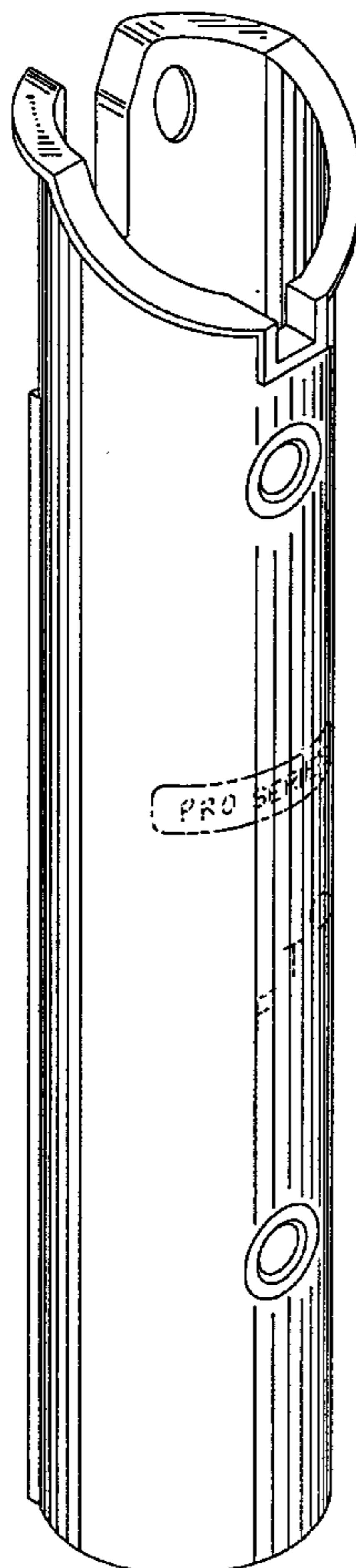


FIG. 1

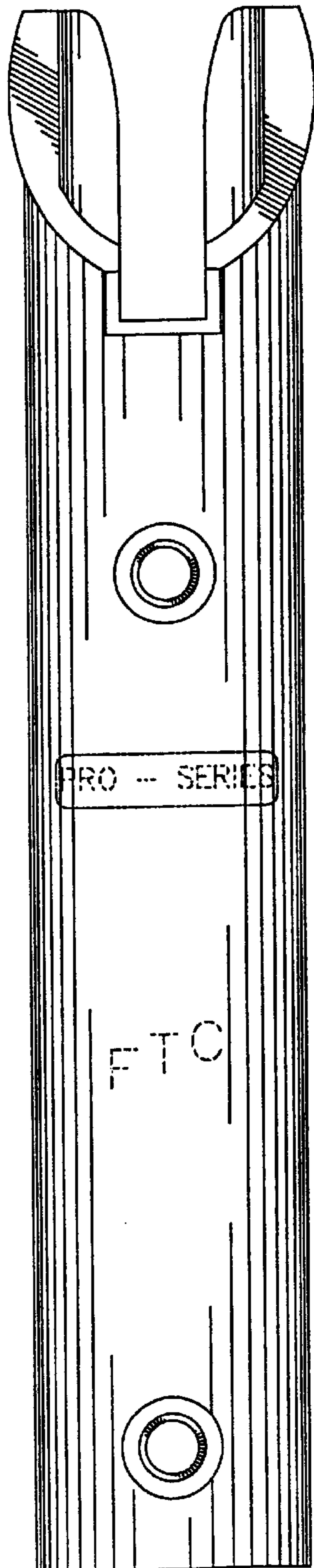


FIG. 2

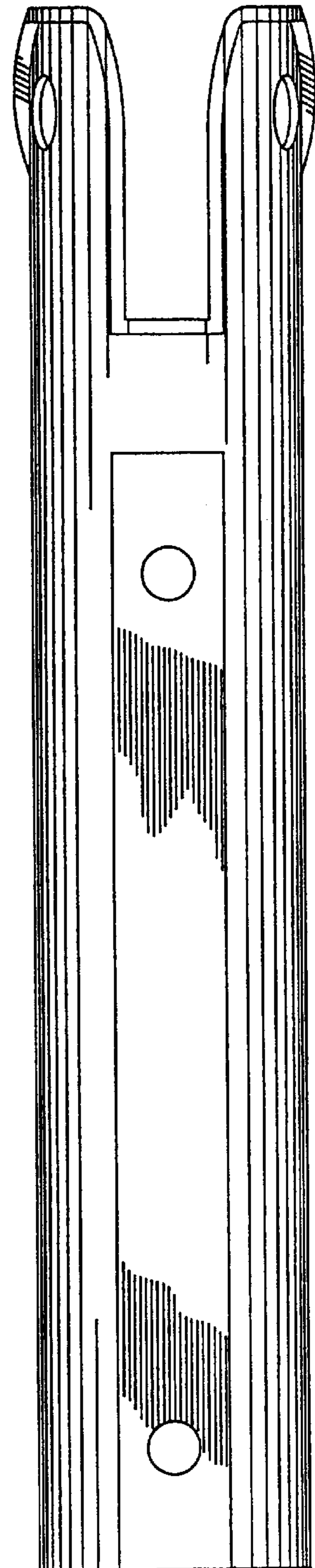


FIG. 3

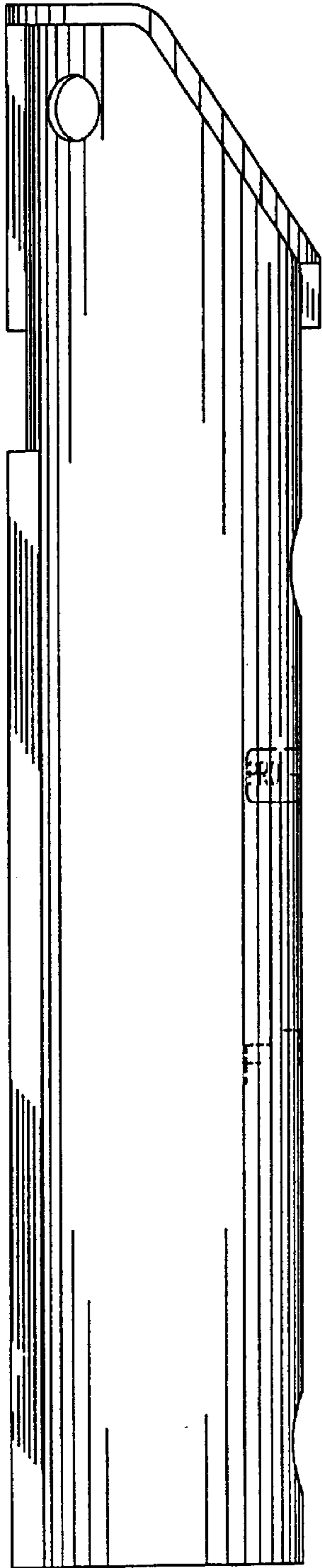


FIG. 4

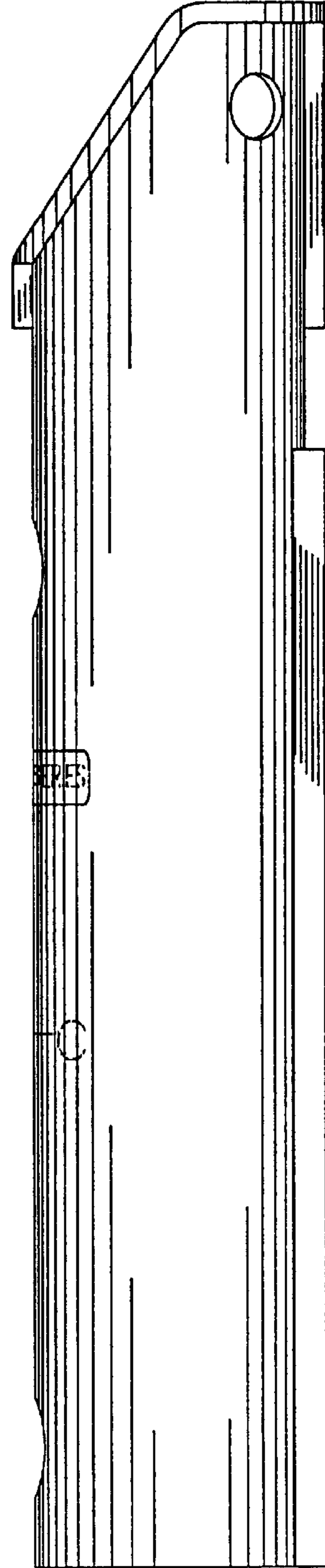


FIG. 5

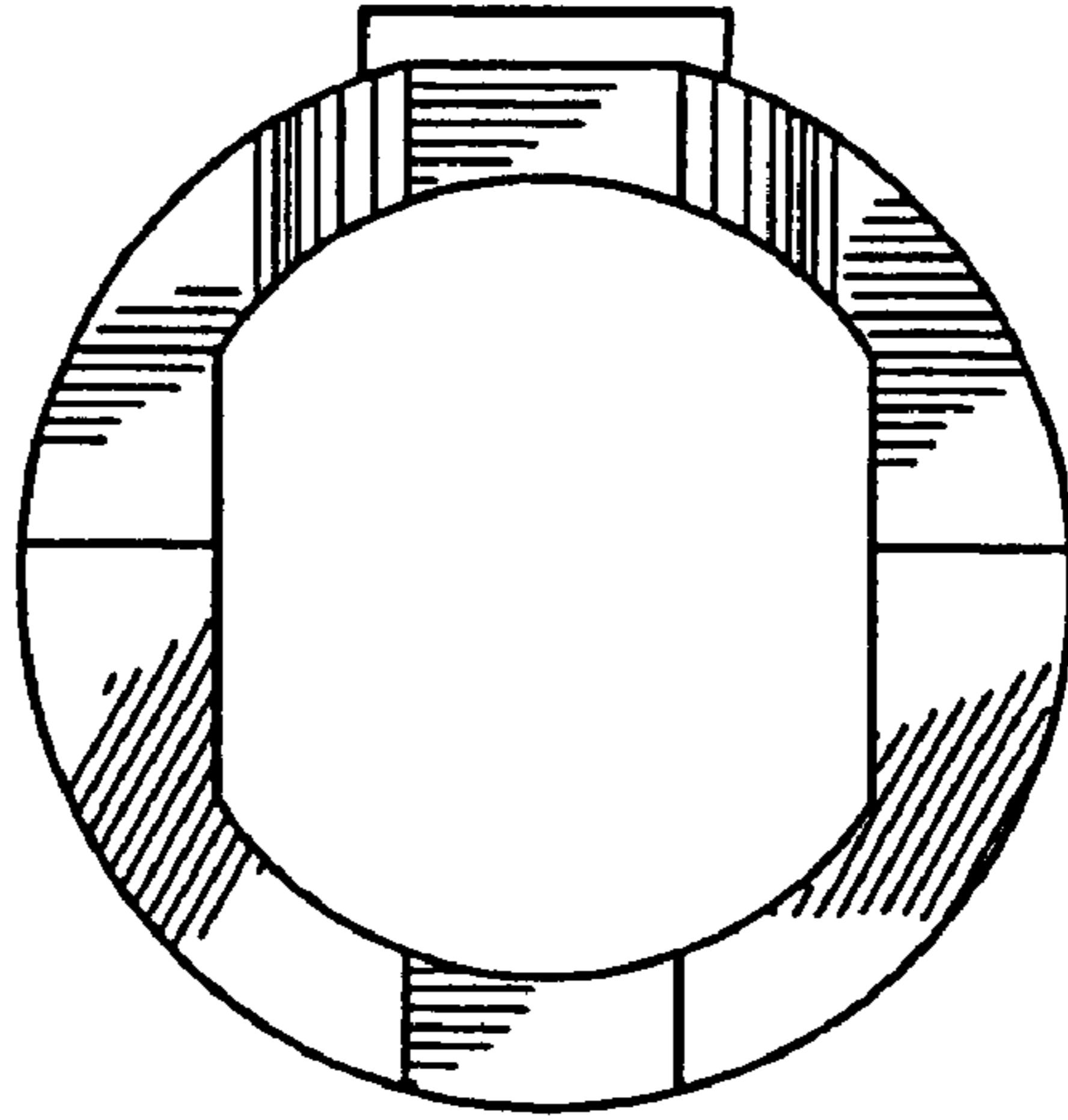


FIG. 6

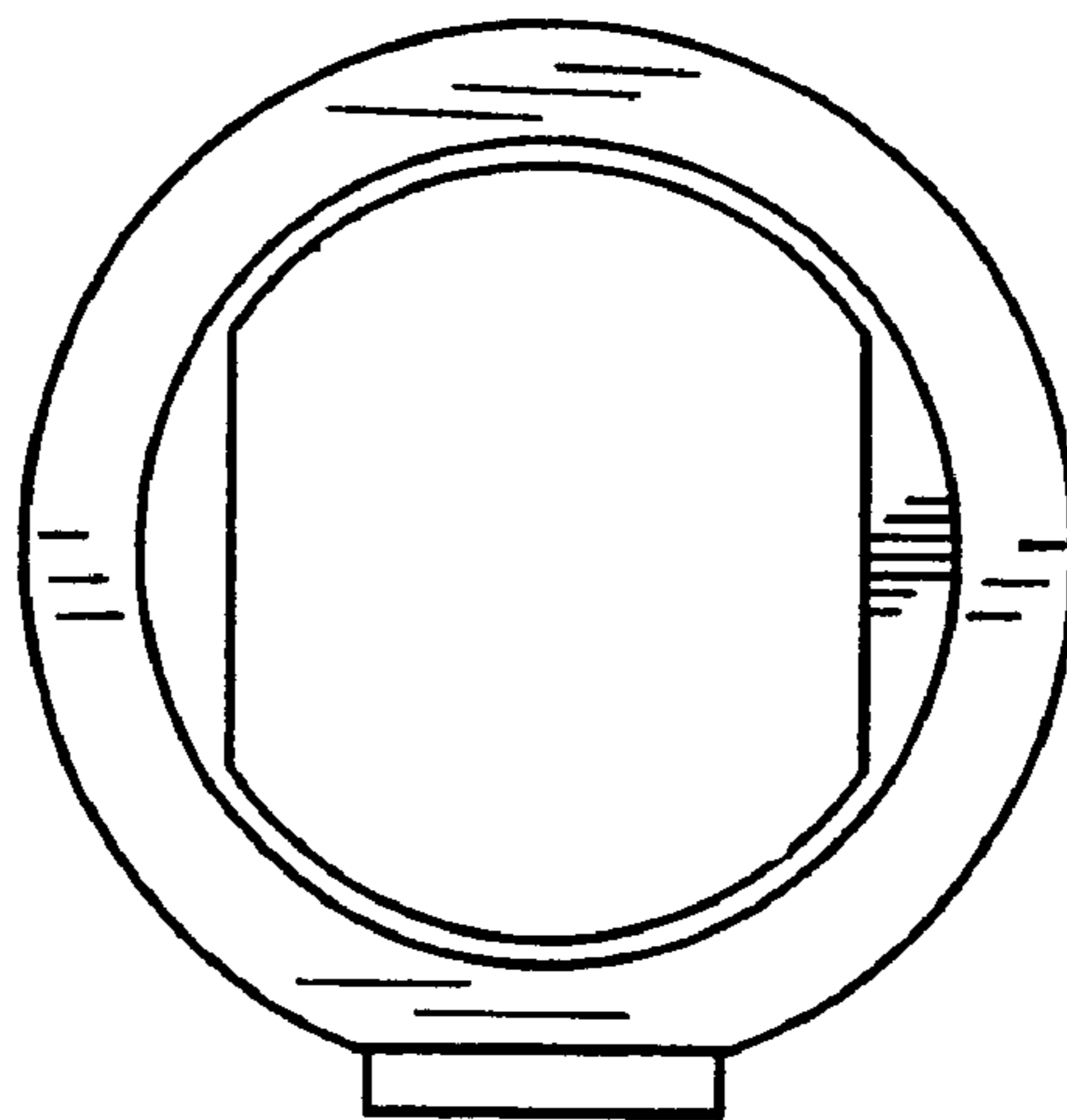


FIG. 7

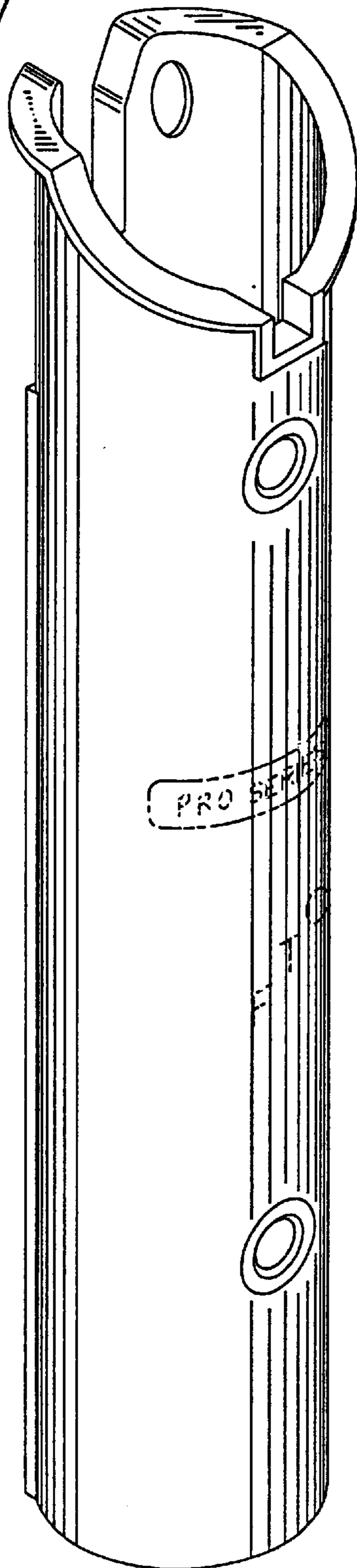


FIG. 8

