



US00D461500S

(12) **United States Design Patent**
Cooper et al.

(10) **Patent No.:** **US D461,500 S**

(45) **Date of Patent:** **** Aug. 13, 2002**

(54) **WRITING INSTRUMENT**

(75) Inventors: **Kenneth R. Cooper**, Orange; **Donald A. DeLuca**, Guilford; **Michael Kent**, Cheshire; **Richard O'Brien**, Oxford, all of CT (US)

(73) Assignee: **BIC Corporation**, Milford, CT (US)

(**) Term: **14 Years**

(21) Appl. No.: **29/145,138**

(22) Filed: **Jul. 17, 2001**

(51) **LOC (7) Cl.** **19-06**

(52) **U.S. Cl.** **D19/43; D19/48; D19/55; D19/56**

(58) **Field of Search** D19/35, 36, 41-51, D19/53-58, 81-85; 401/98, 196, 198, 202, 213, 243-247, 261, 262

(56) **References Cited**

U.S. PATENT DOCUMENTS

- D159,978 S * 9/1950 Green et al. D19/48
- 2,643,409 A * 6/1953 Hemdel et al. 401/206
- D234,225 S * 1/1975 Ito D19/48
- 4,976,564 A * 12/1990 Fukuoka et al. 401/206
- D357,699 S * 4/1995 Takanashi D19/48
- D378,761 S * 4/1997 Sekine D19/48

- D428,441 S * 7/2000 Isobe et al. D19/53
- D441,398 S * 5/2001 Owen et al. D19/49
- D442,992 S * 5/2001 Chevalier D19/48

* cited by examiner

Primary Examiner—Martie K. Holtje

(74) *Attorney, Agent, or Firm*—Pennie & Edmonds LLP

(57) **CLAIM**

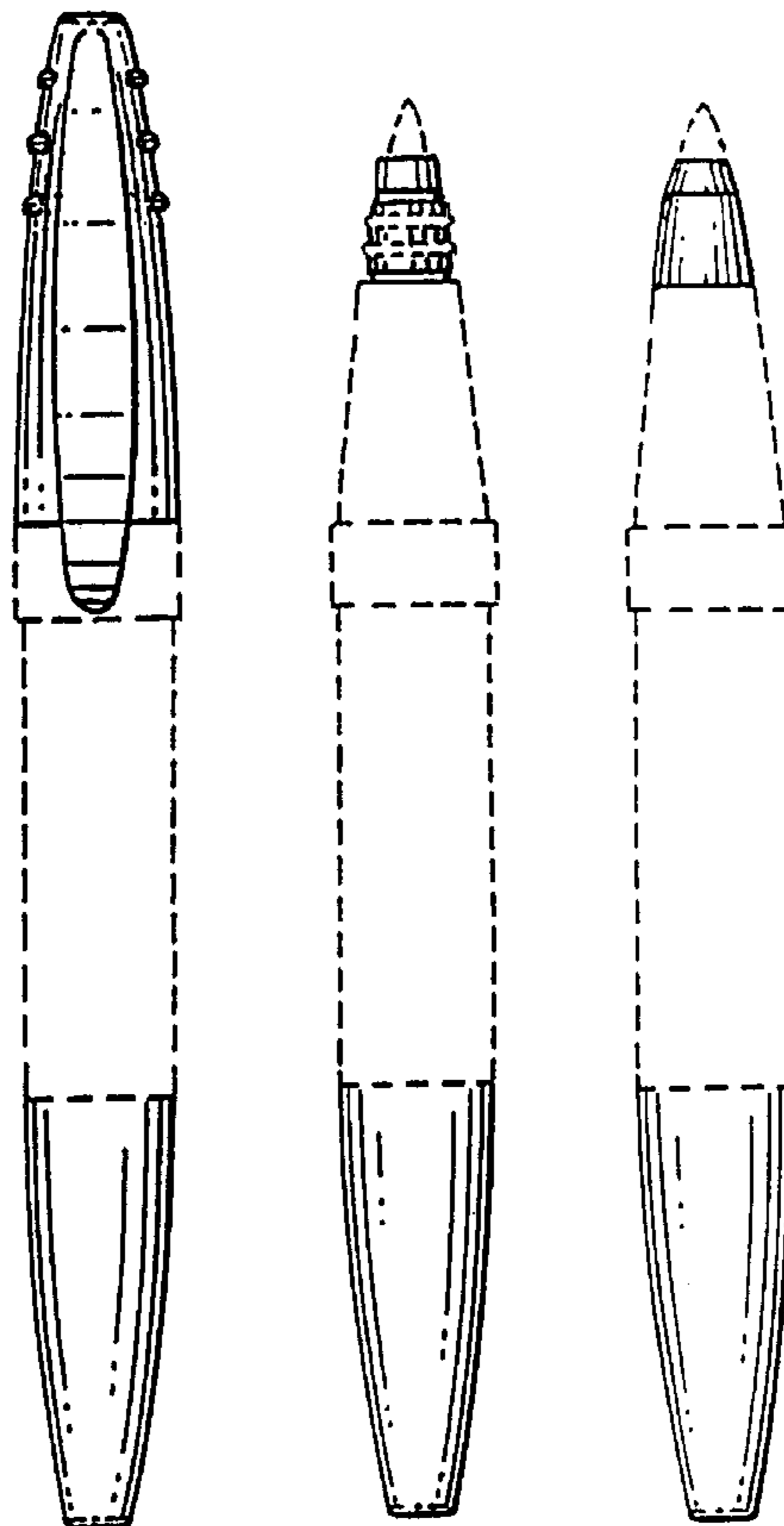
The ornamental design for a writing instrument, as shown and described.

DESCRIPTION

FIG. 1 is a front elevational view of a writing instrument according to the present invention;
 FIG. 2 is a left side elevational view thereof, the right side elevational view being a mirror image thereof;
 FIG. 3 is a top view thereof;
 FIG. 4 is a rear elevational view thereof;
 FIG. 5 is a bottom view thereof;
 FIG. 6 is a view of a writing instrument as in FIG. 1 with the cap removed; and,
 FIG. 7 is a view of a second embodiment of a writing instrument as in FIG. 1 with the cap removed.

The broken line showings in the Figures are for illustrative, environmental purposes only and form no part of the claimed design.

1 Claim, 2 Drawing Sheets






Fig. 2



Fig. 1

Fig. 3

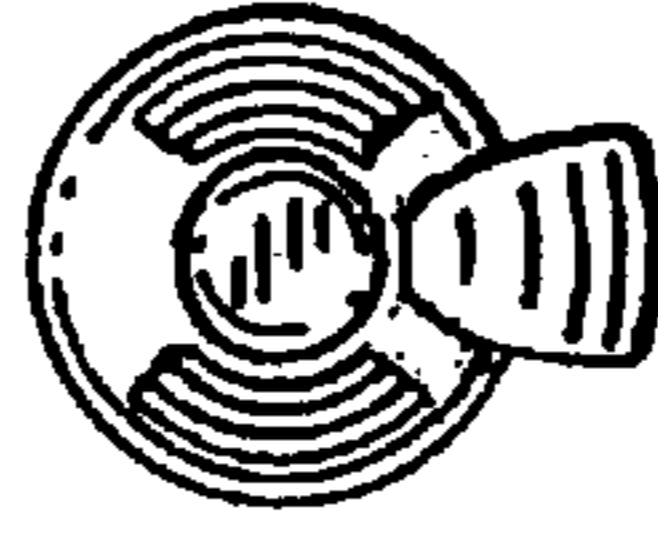


Fig. 7



Fig. 5

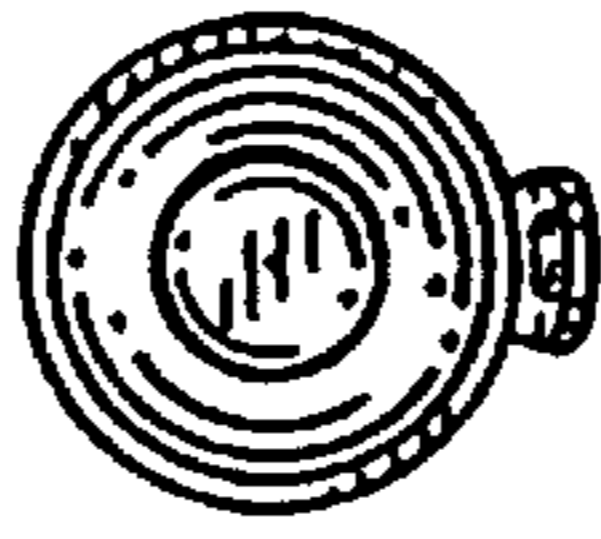


Fig. 6

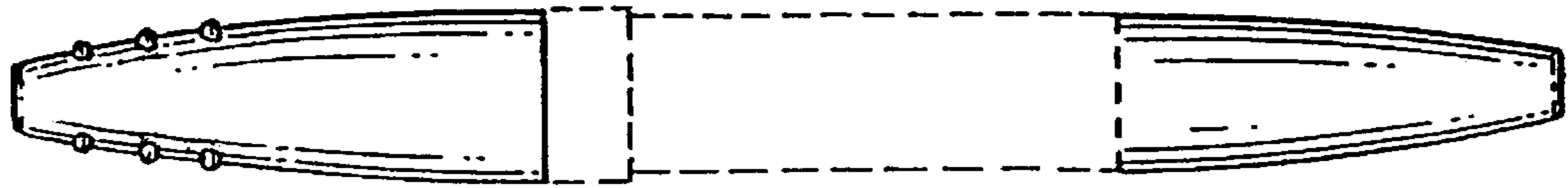



Fig. 4