



US00D461499S

(12) **United States Design Patent**
Boyle et al.

(10) **Patent No.:** **US D461,499 S**

(45) **Date of Patent:** **** Aug. 13, 2002**

- (54) **COMBINATION STYLUS AND PEN**
- (75) Inventors: **Dennis Joseph Boyle; Daniel Sung-hwe Kim**, both of Palo Alto; **Andrew P. Switky**, Menlo Park; **Joseph S. Hei**, Palo Alto; **Peter Nils Skillman**, San Carlos, all of CA (US)
- (73) Assignee: **IDEO Product Development, Inc.**, Palo Alto, CA (US)
- (**) Term: **14 Years**
- (21) Appl. No.: **29/112,752**
- (22) Filed: **Oct. 22, 1999**
- (51) **LOC (7) Cl.** **19-06**
- (52) **U.S. Cl.** **D19/36; D19/43; D19/48; D14/411**
- (58) **Field of Search** **D14/411; D19/35, D19/36, 41-51, 53-58, 81-85; 401/6, 7, 34, 52, 195, 202, 209, 98, 262, 243-247; 178/19.01-19.05; 345/179-183**

| | | | | |
|-------------|-----------|------------------|-------|-----------|
| D316,109 S | 4/1991 | Pappageorge | | D19/48 |
| 5,247,137 A | 9/1993 | Epperson | | 178/18 |
| D345,577 S | * 3/1994 | Hohner | | D19/48 |
| D356,306 S | * 3/1995 | Ady et al. | | D14/411 |
| 5,548,092 A | 8/1996 | Shriver | | 178/18 |
| 5,564,850 A | * 10/1996 | Nagaoka | | 401/37 |
| 5,635,682 A | 6/1997 | Cherdak et al. | | 178/18 |
| D389,131 S | * 1/1998 | Nagaoka | | D14/411 |
| 5,747,748 A | 5/1998 | Zigler | | 178/18 |
| D395,672 S | 6/1998 | Navarro | | D19/48 |
| 5,850,059 A | 12/1998 | Yoshimura | | 178/19.01 |
| 5,866,856 A | 2/1999 | Holtzman | | 178/19.01 |
| D407,436 S | 3/1999 | Chevalier et al. | | D19/43 |
| 5,889,512 A | 3/1999 | Moller et al. | | 345/179 |
| 5,913,629 A | * 6/1999 | Hazzard | | 401/33 |
| D431,598 S | * 10/2000 | Kim et al. | | D19/36 |
| D443,300 S | * 6/2001 | Kim et al. | | D19/36 |

* cited by examiner

Primary Examiner—Martie K. Holtje
(74) *Attorney, Agent, or Firm*—Carr & Ferrell LLP

(57) **CLAIM**

The ornamental design for a combination stylus and pen, as shown and described.

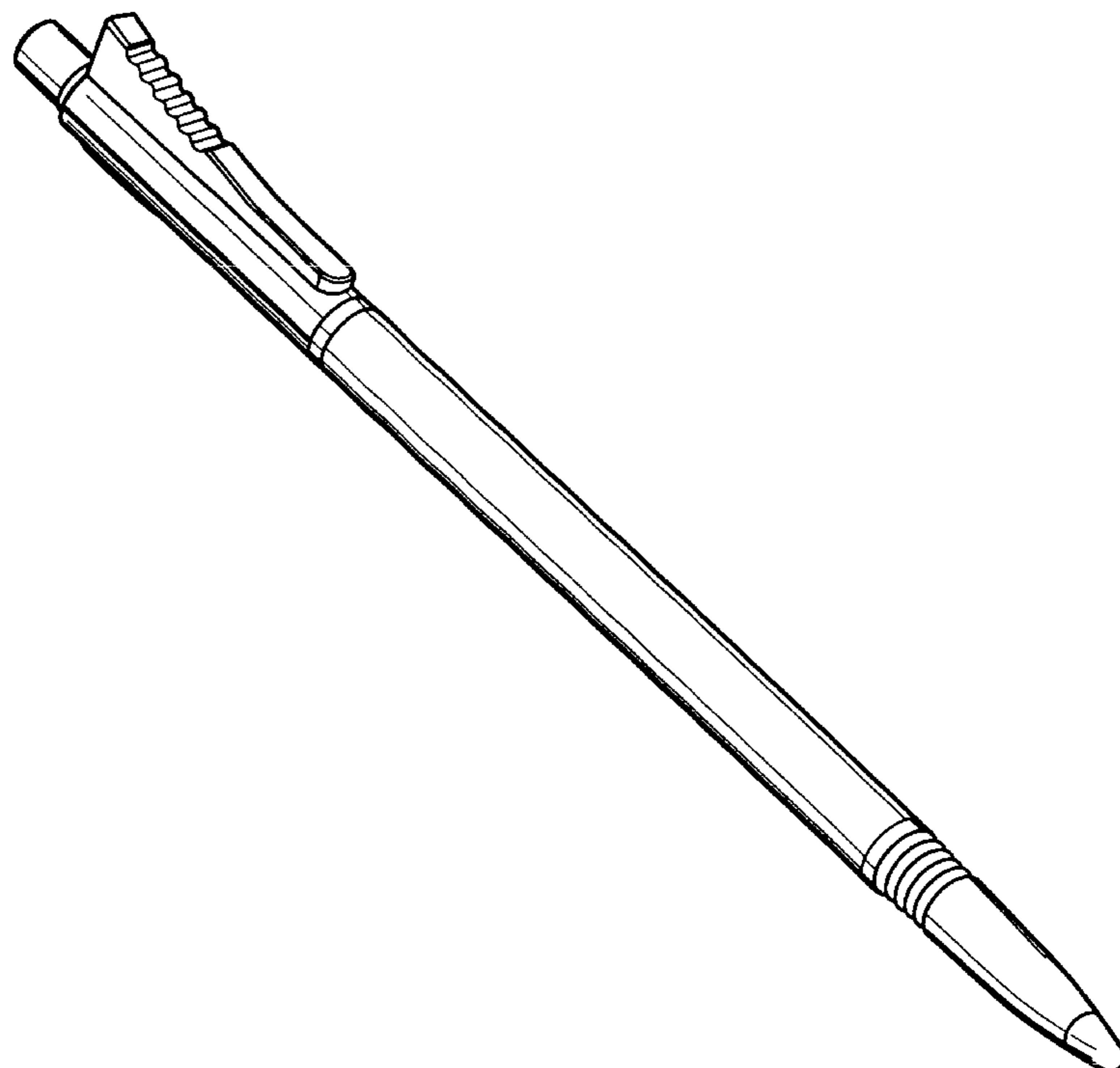
DESCRIPTION

FIG. 1 is a perspective view of a combination stylus and pen showing the front and left side of our new design; and, FIG. 2 is an elevation view showing the left side of the combination stylus and pen of FIG. 1.

The surfaces or portions of the design not shown in the drawings or described in the specification form no part of the claimed design.

1 Claim, 1 Drawing Sheet

- (56) **References Cited**
- U.S. PATENT DOCUMENTS
- 24,758 A 7/1859 Richardson
- 27,311 A 2/1860 Richardson
- 40,846 A 12/1863 Lownds
- 555,752 A 3/1896 Bacho
- 1,738,367 A 12/1929 Haught
- 2,002,501 A 5/1935 Donato
- 2,114,203 A 4/1938 Agbayani
- 3,733,139 A 5/1973 Neidhardt et al. 401/17



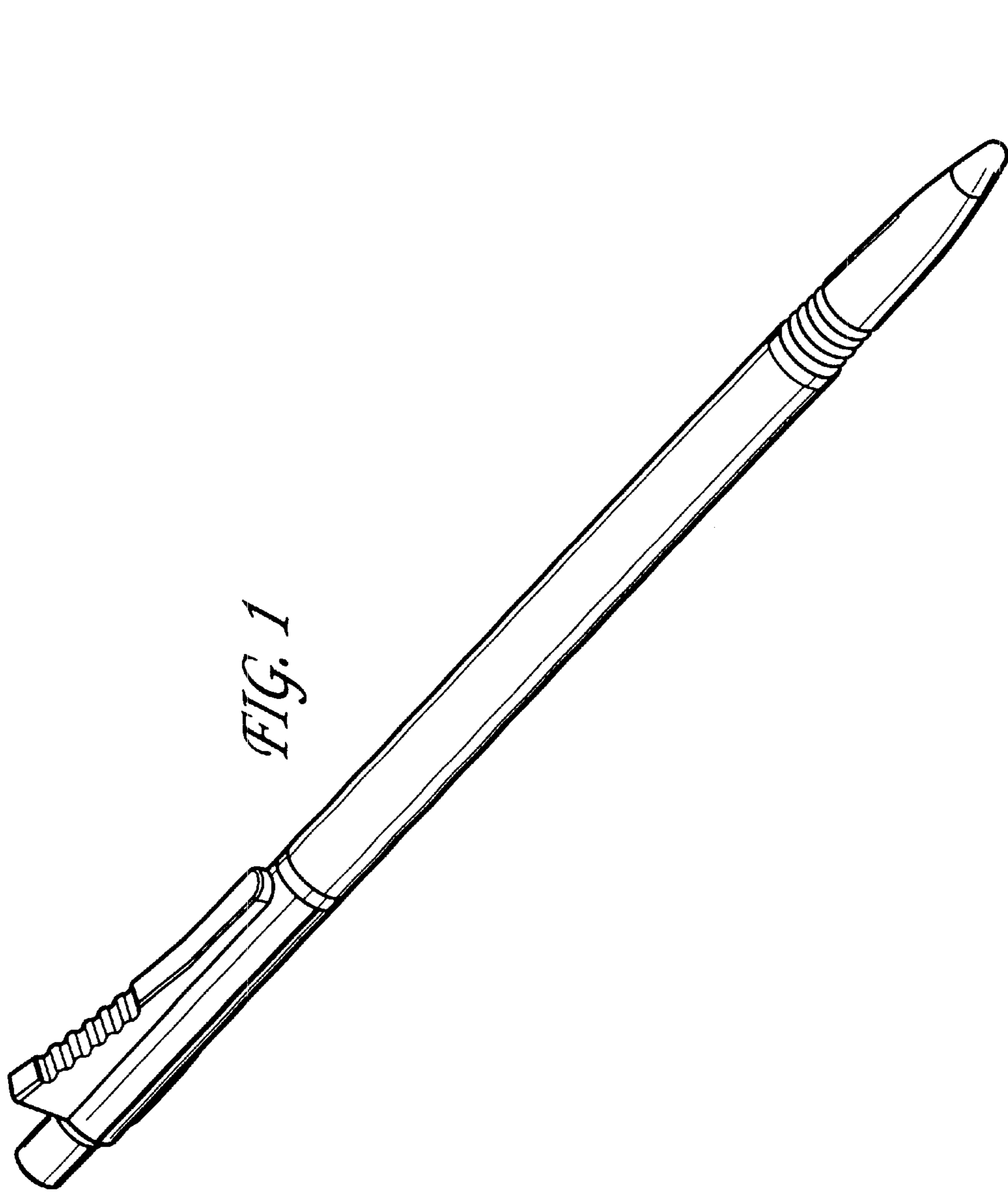


FIG. 1

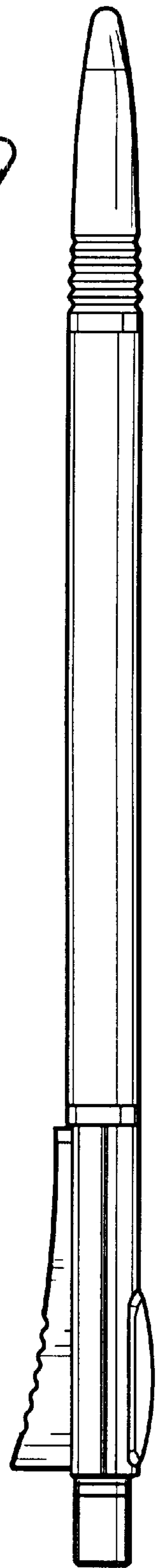


FIG. 2