



US00D461466S

(12) **United States Design Patent**  
**Oakley et al.**

(10) **Patent No.:** **US D461,466 S**

(45) **Date of Patent:** **\*\* Aug. 13, 2002**

(54) **ENCLOSURE FOR ELECTRONIC CIRCUITRY**

(75) Inventors: **Nicholas W. Oakley**, Portland, OR (US); **Mark S. Smith**, San Jose, CA (US)

(73) Assignee: **3Com Corporation**, Santa Clara, CA (US)

(\*\*) Term: **14 Years**

(21) Appl. No.: **29/129,818**

(22) Filed: **Sep. 21, 2000**

(51) **LOC (7) Cl.** ..... **14-03**

(52) **U.S. Cl.** ..... **D14/242**

(58) **Field of Search** ..... D14/137, 240, D14/138, 242, 308, 356, 357, 358, 311, 313, 441, 144, 348-355, 370, 341-347, 125, 432, 433, 155, 299, 257, 439, 140, 188, 230, 241, 243, 245; 379/433.01-433.13, 419, 434, 428.01-428.04, 420.01-420.04, 440, 441, 442; 455/550-575, 90; D13/184, 123, 152, 147, 110

(56) **References Cited**

**U.S. PATENT DOCUMENTS**

D325,578 S	*	4/1992	Daido et al.	.....	D14/155
D327,691 S	*	7/1992	Ogawa et al.	.....	D14/230
D333,471 S	*	2/1993	Vong	.....	D14/230
D339,115 S	*	9/1993	Eilertsen	.....	D14/242
D355,913 S	*	2/1995	Chong	.....	D14/168
D363,707 S	*	10/1995	Crane, Jr. et al.	.....	D14/352
D396,043 S	*	7/1998	Liao	.....	D14/242
D406,849 S	*	3/1999	Tanaka	.....	D14/242

D413,310 S	*	8/1999	Renk	.....	D14/308
D413,894 S	*	9/1999	Matthews et al.	.....	D14/240
D414,188 S	*	9/1999	Matthews et al.	.....	D14/240
D417,203 S	*	11/1999	Figuerola et al.	.....	D14/352
D417,223 S	*	11/1999	Groves et al.	.....	D14/242
D417,453 S	*	12/1999	Du	.....	D14/242
D430,865 S	*	9/2000	Cosley et al.	.....	D14/240
D433,019 S	*	10/2000	Lee	.....	D14/352
D433,381 S	*	11/2000	Talesfore	.....	D13/123
D435,044 S	*	12/2000	Oviatt et al.	.....	D14/356
D437,289 S	*	2/2001	Chase et al.	.....	D13/123
D449,600 S	*	10/2001	Gallahan et al.	.....	D14/299
D452,240 S	*	12/2001	Huh et al.	.....	D14/351

**OTHER PUBLICATIONS**

3Com Sharkfin Cable Modem, [www.cblemodeminfo.com](http://www.cblemodeminfo.com), visited site Mar. 13, 2002.\*

\* cited by examiner

*Primary Examiner*—Jeffrey Asch

(74) *Attorney, Agent, or Firm*—Crosby, Heafey, Roach & May

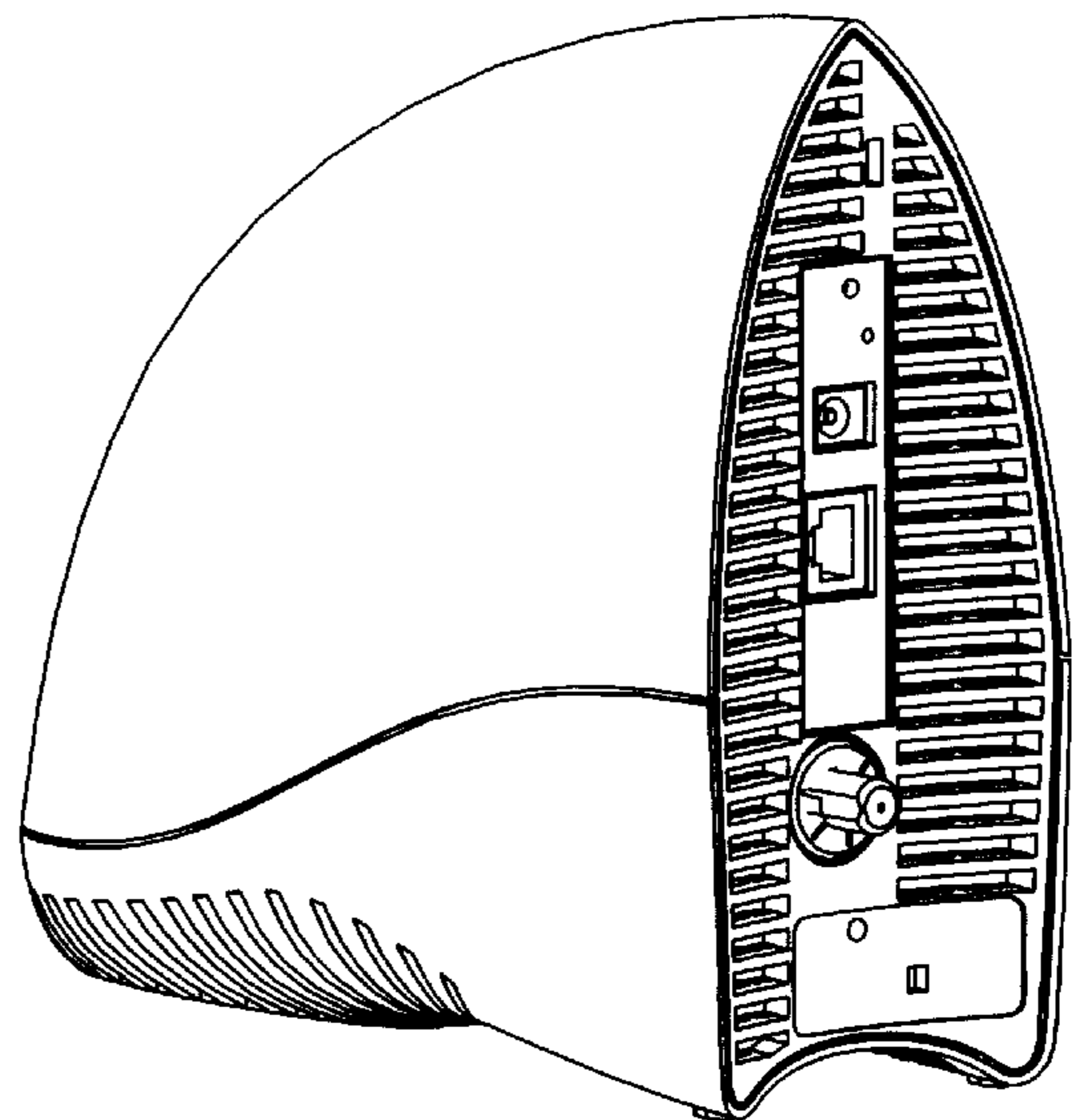
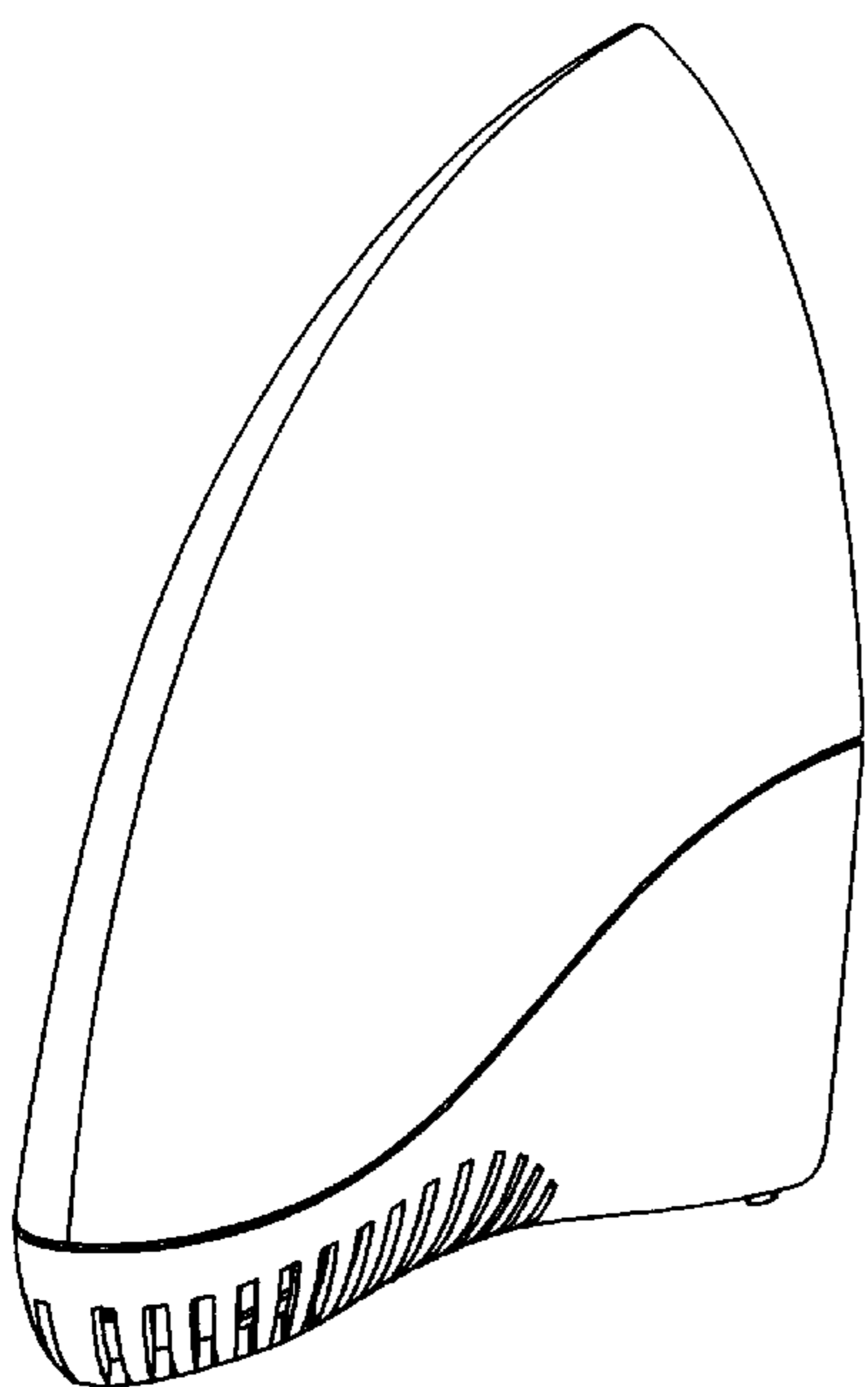
(57) **CLAIM**

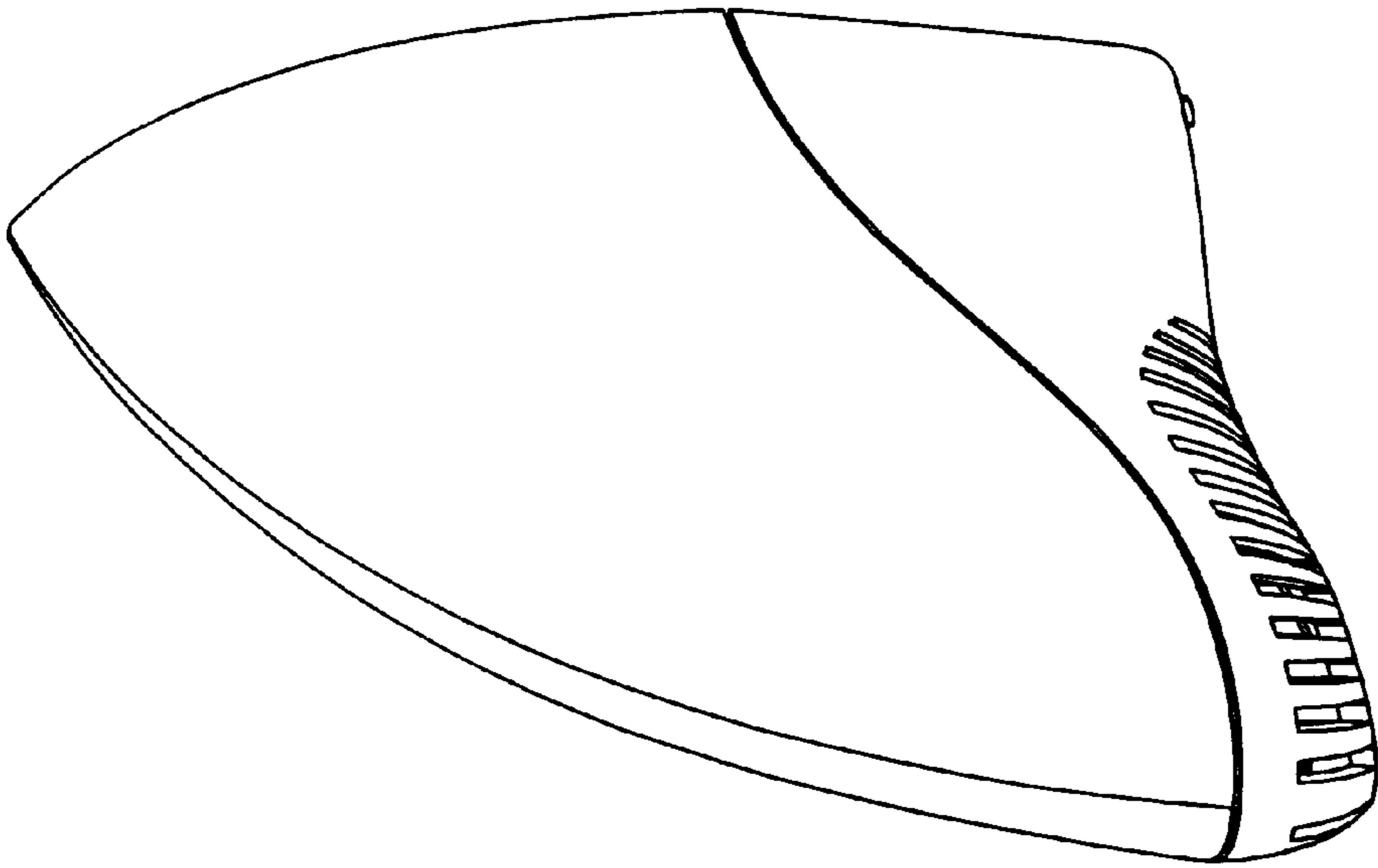
The ornamental design for an enclosure for electronic circuitry, as shown and described.

**DESCRIPTION**

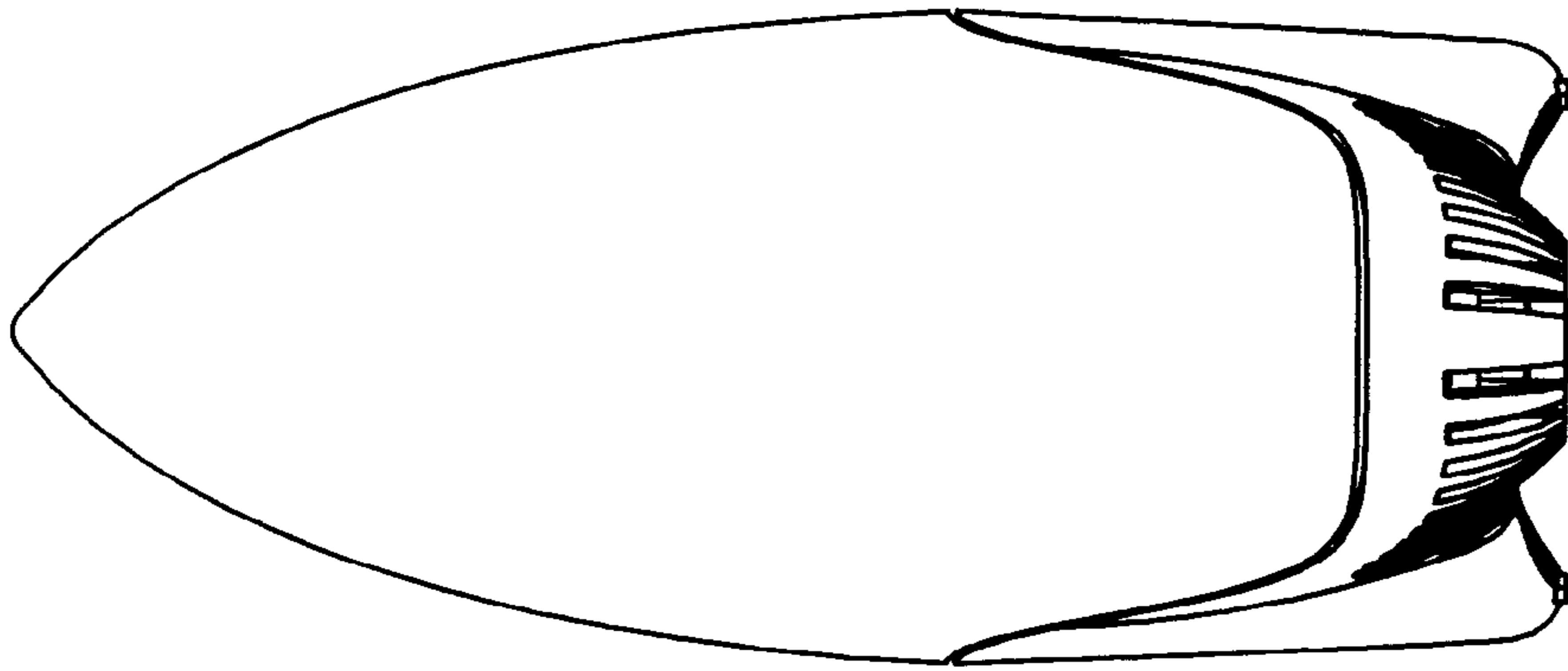
FIG. 1 is a front isometric view of the present invention; FIG. 2 is a front view of the present invention; FIG. 3 is a left side view of the present invention; FIG. 4 is a right view of the present invention; FIG. 5 is a rear view of the present invention; FIG. 6 is a bottom view of the present invention; and, FIG. 7 is a rear isometric view of the present invention.

**1 Claim, 7 Drawing Sheets**

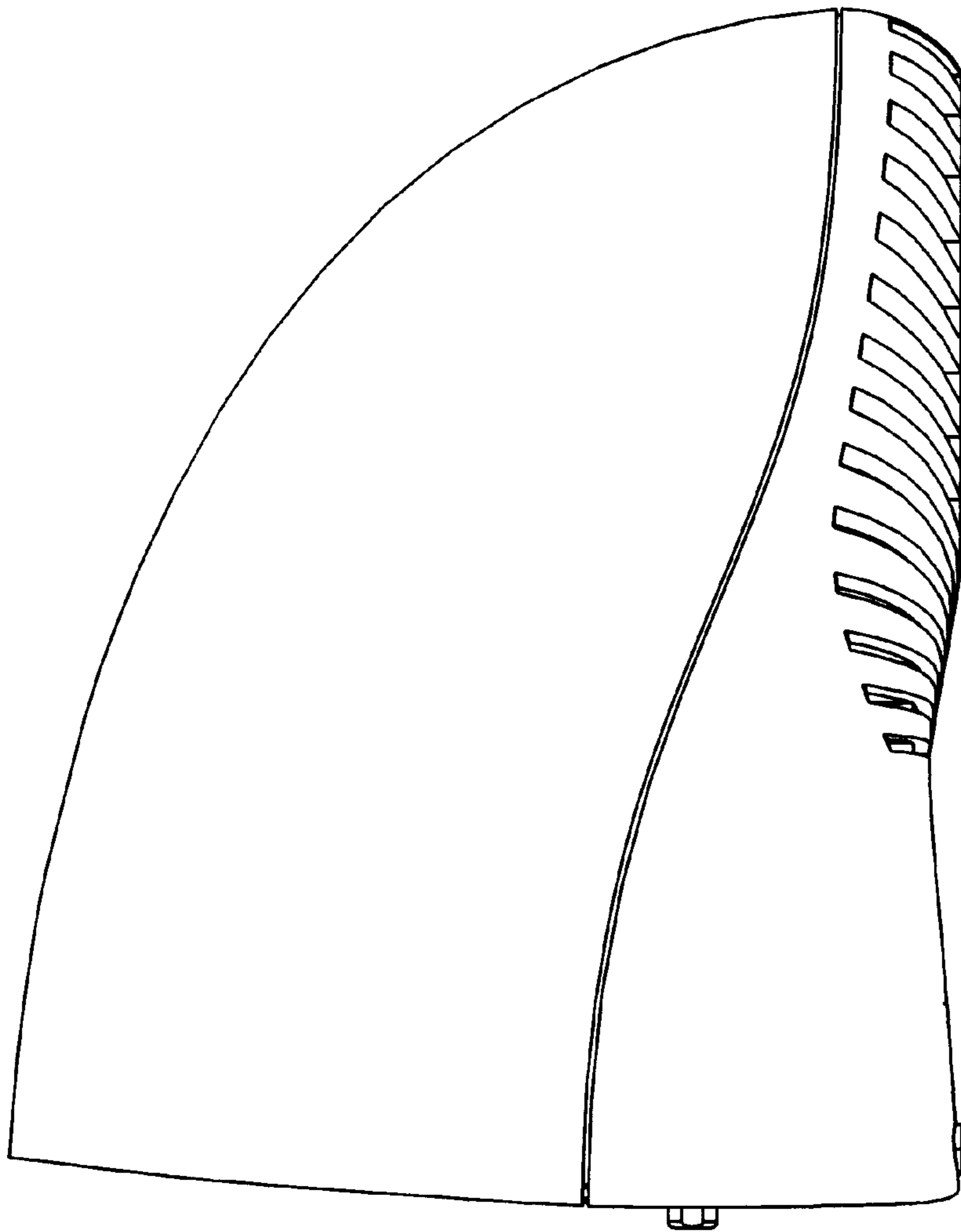




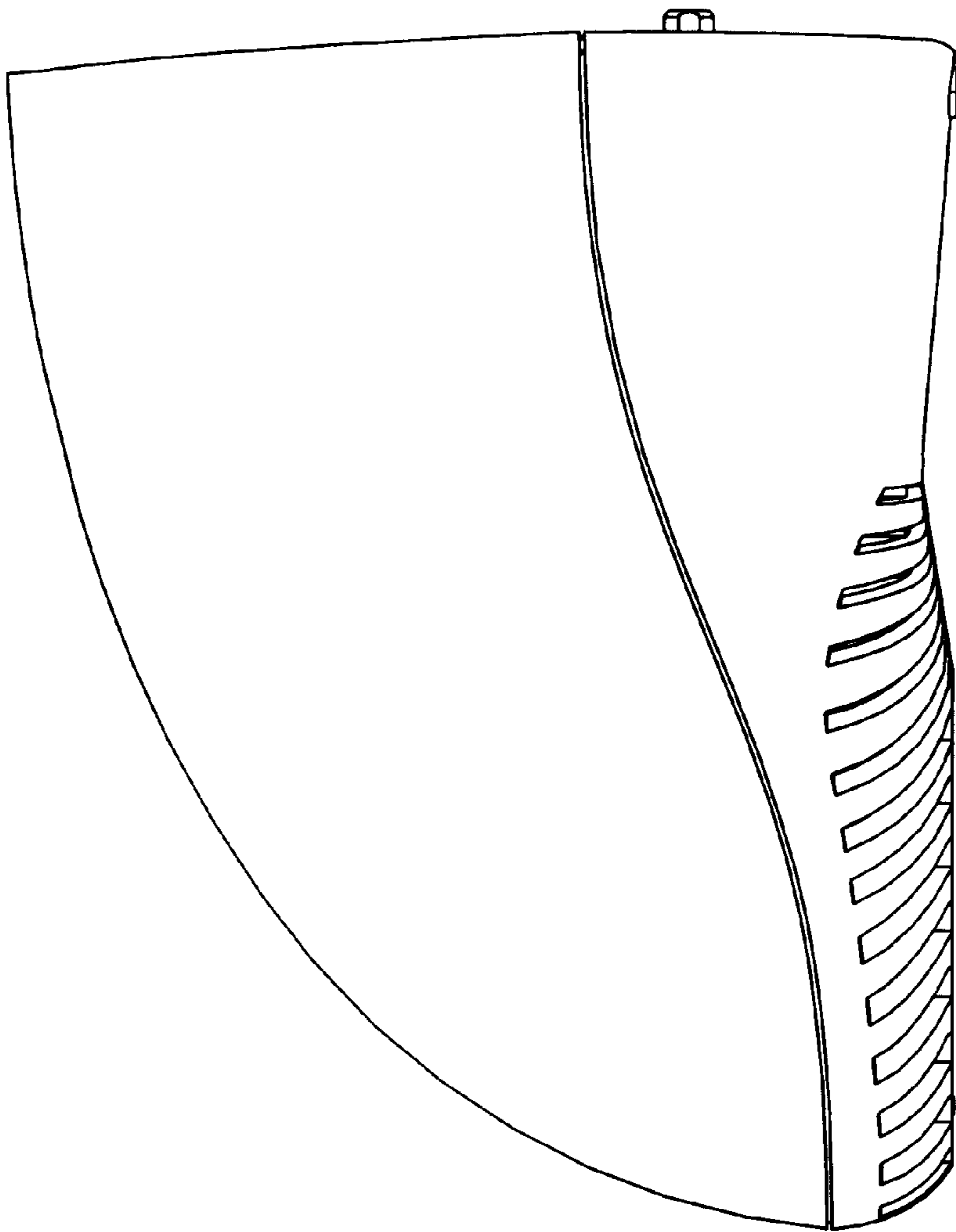
**FIG. 1**



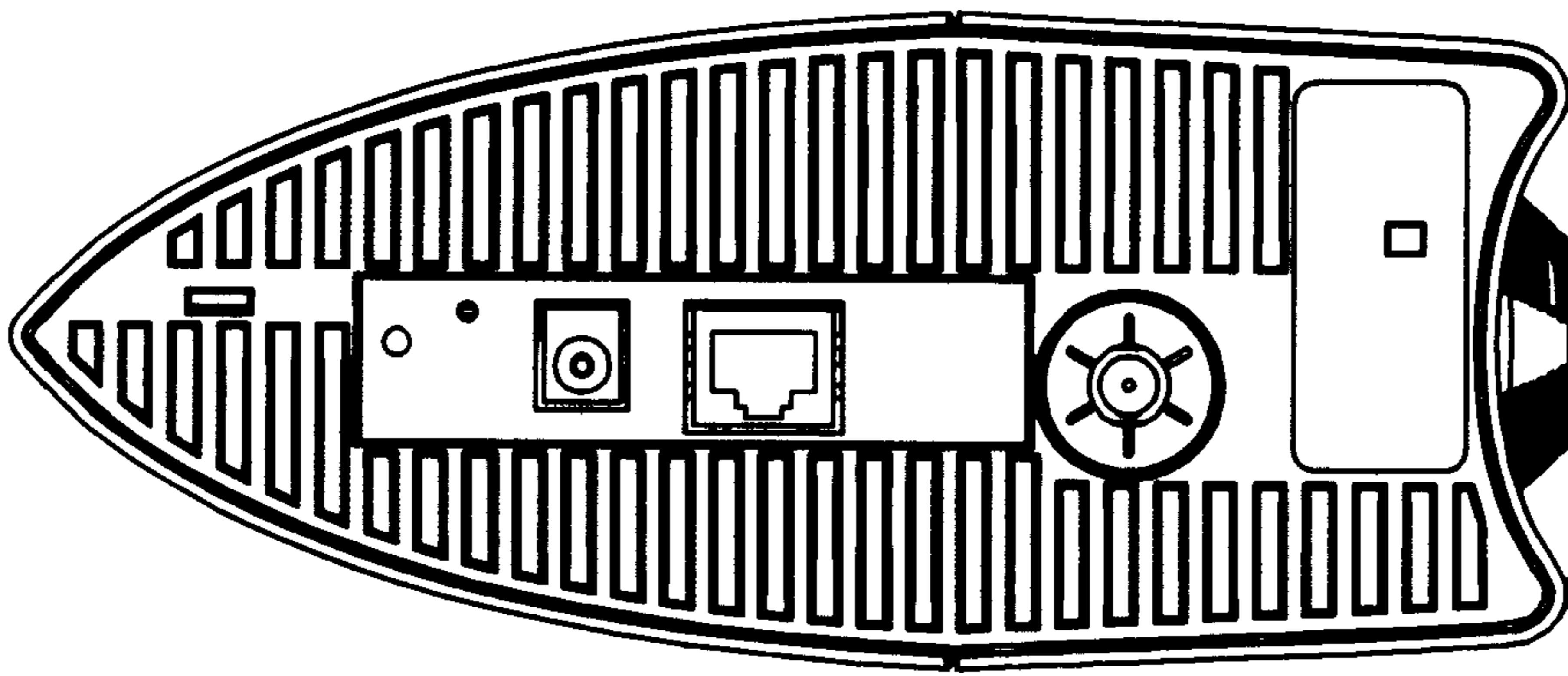
**FIG. 2**



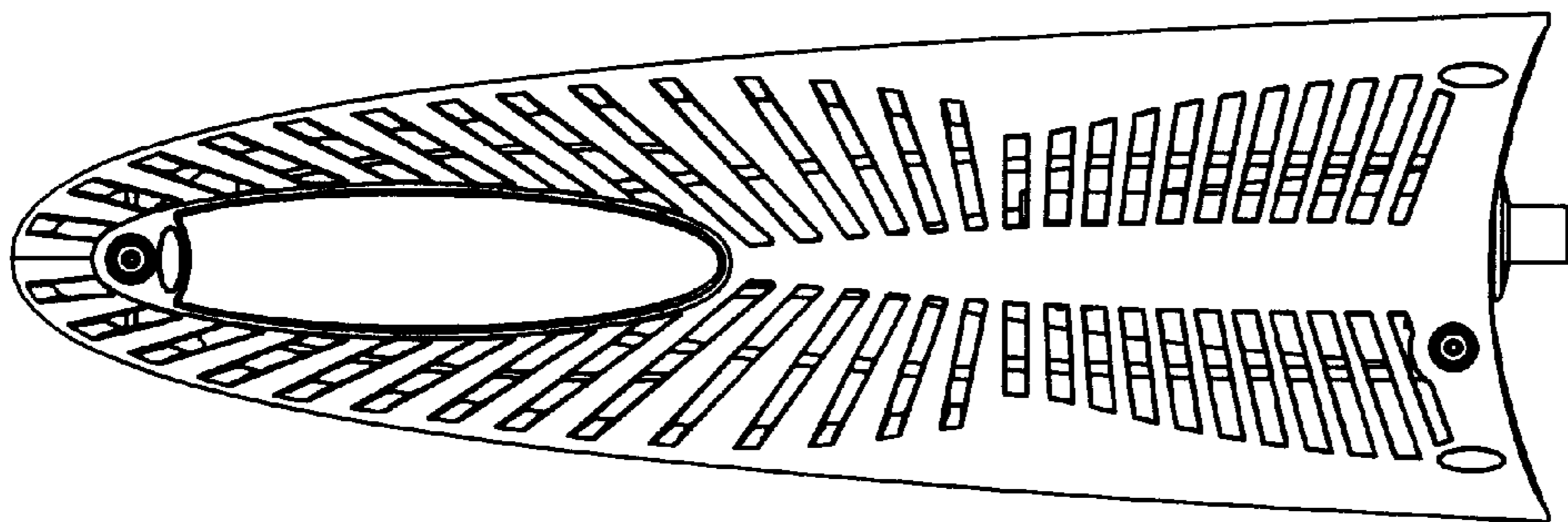
**FIG. 3**



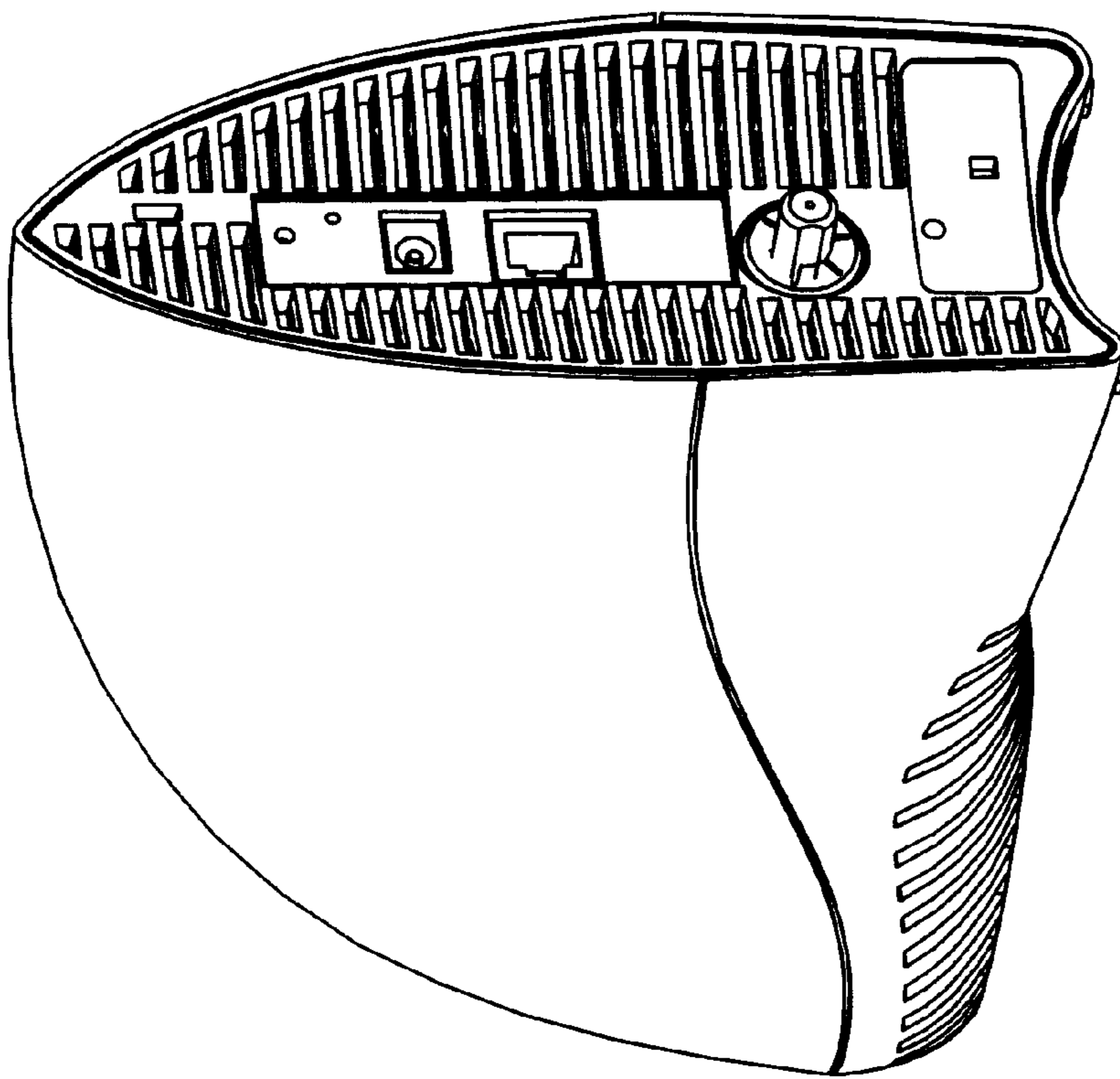
**FIG. 4**



**FIG. 5**



**FIG. 6**



**FIG. 7**