



US00D461439S

(12) **United States Design Patent**
Hodges

(10) **Patent No.:** **US D461,439 S**

(45) **Date of Patent:** **** Aug. 13, 2002**

(54) **WHEEL**

(75) **Inventor:** **Frank J. Hodges, Yorba Linda, CA (US)**

(73) **Assignee:** **Lexani Wheel Corporation, Yorba Linda, CA (US)**

(**) **Term:** **14 Years**

(21) **Appl. No.:** **29/139,449**

(22) **Filed:** **Mar. 30, 2001**

(51) **LOC (7) Cl. 12-16**

(52) **U.S. Cl. D12/209**

(58) **Field of Search D12/204-211;**
301/37.1, 64.1, 65

(56) **References Cited**

U.S. PATENT DOCUMENTS

D375,075 S	*	10/1996	Kugler	D12/209
D427,129 S	*	6/2000	Lee	D12/209
6,109,701 A	*	8/2000	Budnik	301/64.1
D432,071 S	*	10/2000	Brown	D12/211
D432,481 S	*	10/2000	Brown	D12/209
D436,570 S	*	1/2001	Lee	D12/209
D438,161 S	*	2/2001	Ong	D12/209

D438,501 S	*	3/2001	Noriega	D12/209
D438,832 S	*	3/2001	Ong	D12/209
D442,533 S	*	5/2001	Hodges	D12/209

* cited by examiner

Primary Examiner—Stacia Cadmus

(74) *Attorney, Agent, or Firm*—Knobbe, Martens, Olson & Bear, LLP

(57) **CLAIM**

The ornamental design for a wheel, as shown and described.

DESCRIPTION

FIG. 1 is a front perspective view of a wheel showing my new design;

FIG. 2 is a front plan view thereof;

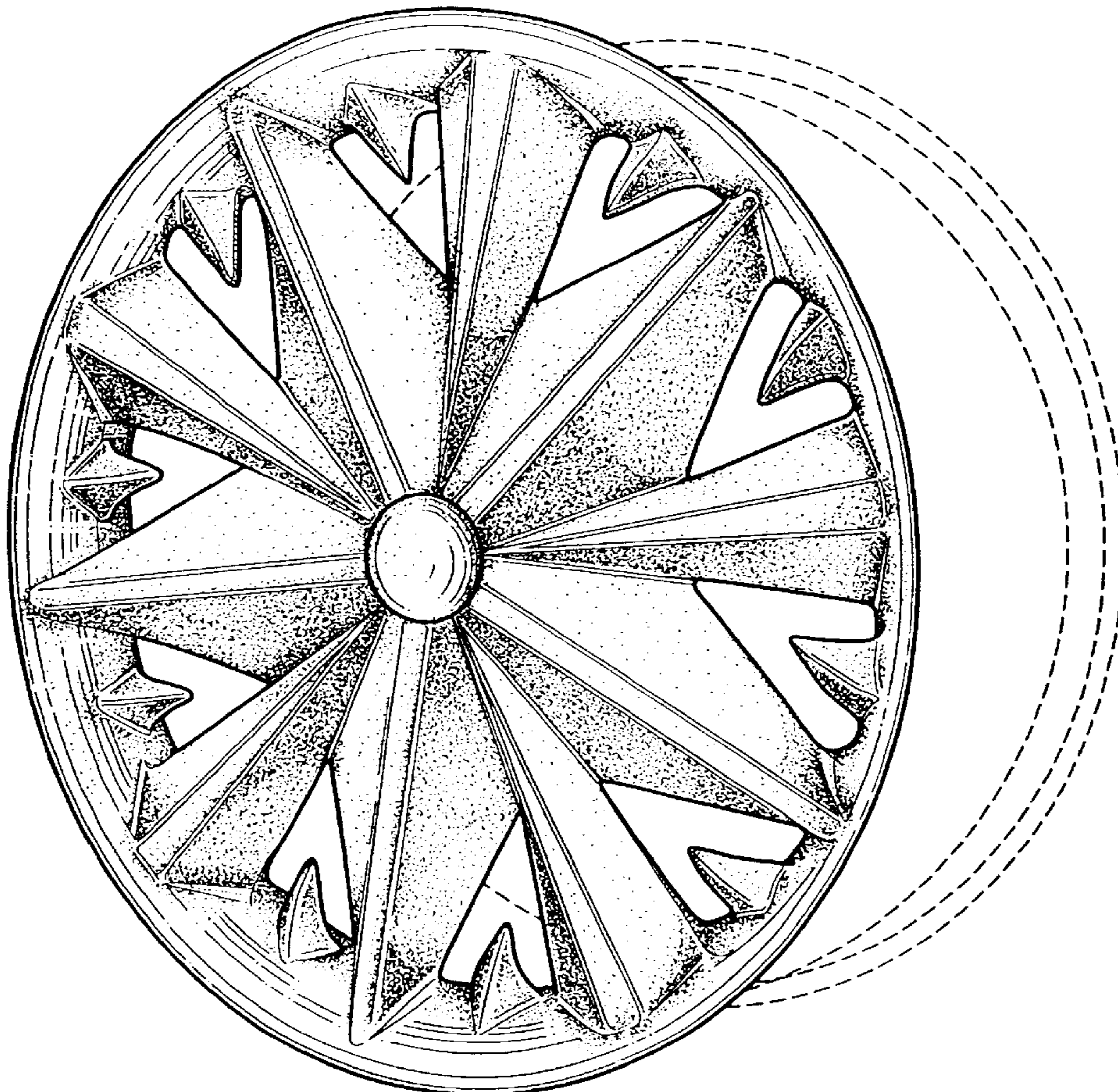
FIG. 3 is a left side elevational view thereof, the right side elevational view being a mirror image thereof;

FIG. 4 is a front perspective view of a second embodiment of the wheel design of the present invention; and,

FIG. 5 is a front plan view of the second embodiment of the wheel design of the present invention.

The broken line showing of environment is for illustrative purposes only and forms no part of the claimed design.

1 Claim, 5 Drawing Sheets



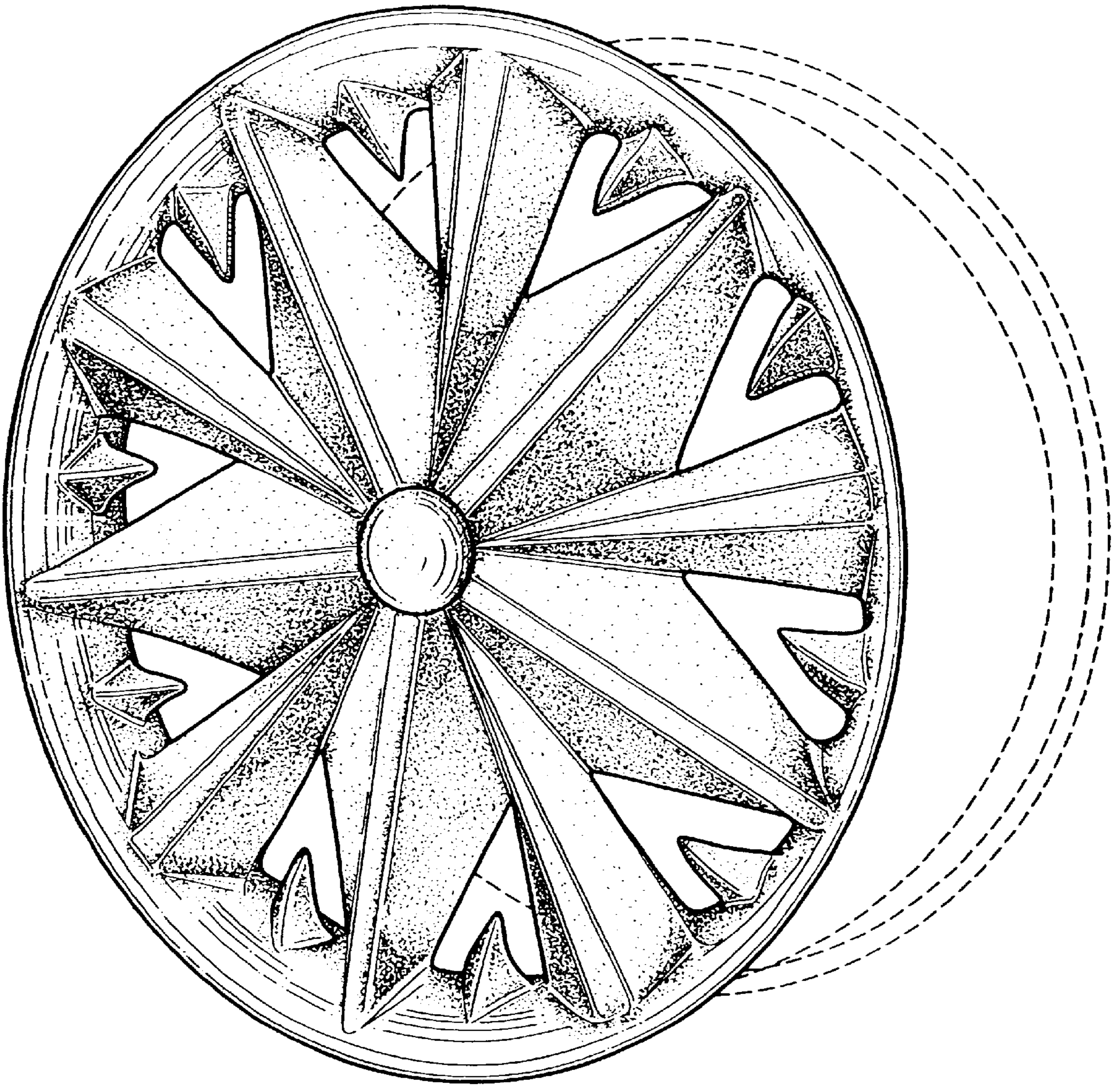


Fig. 1




Fig. 2




Fig. 3

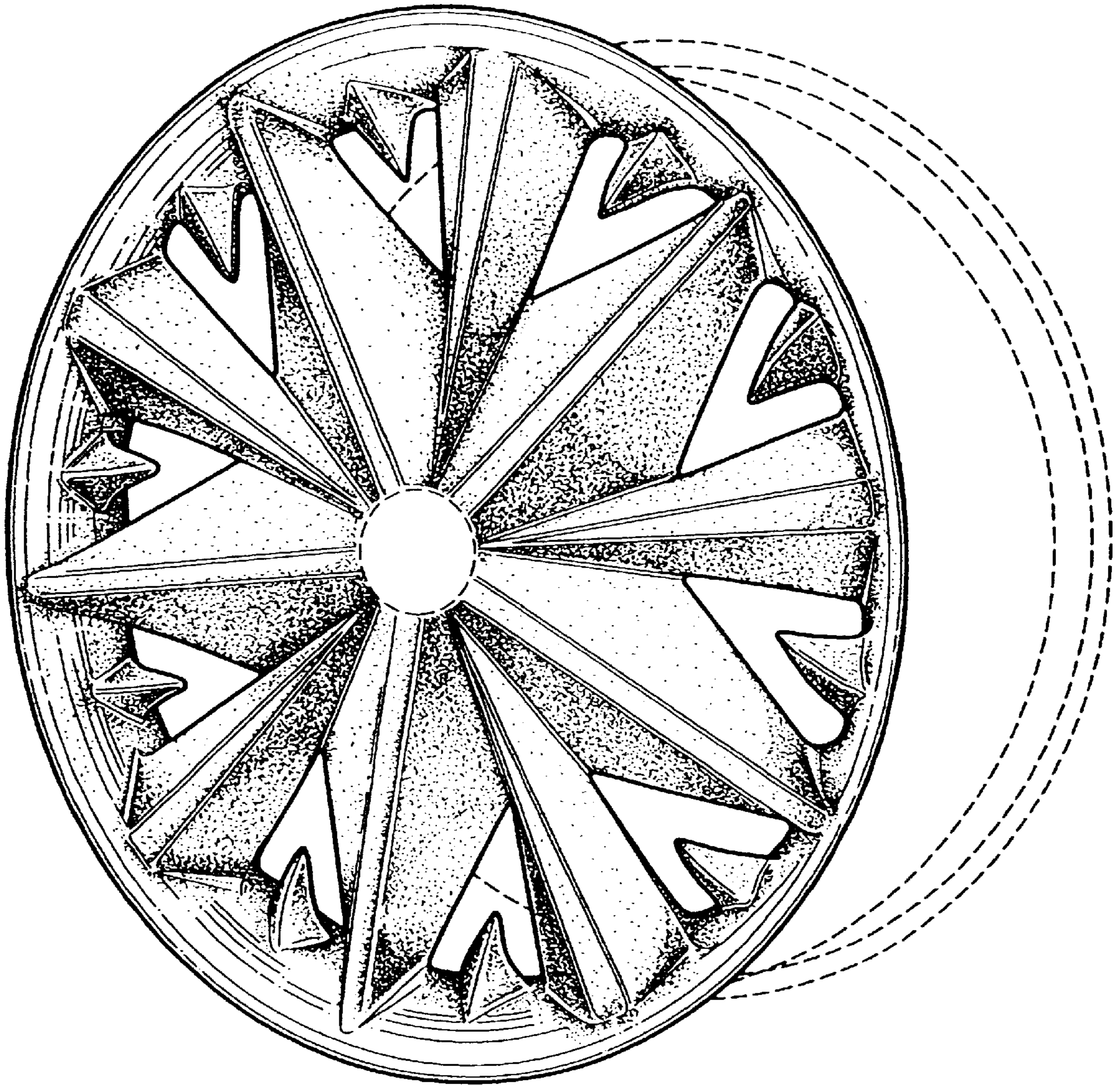


Fig. 4




Fig. 5