



US00D461432S

(12) **United States Design Patent**
Carlson

(10) **Patent No.:** **US D461,432 S**

(45) **Date of Patent:** **** Aug. 13, 2002**

(54) **ROUND PLANTER**

(75) **Inventor:** **Arthur Richard Carlson, Hawthorn East (AU)**

(73) **Assignee:** **The Decor Corporation Pty. LTD, Scoresby (AU)**

(**) **Term:** **14 Years**

(21) **Appl. No.:** **29/148,013**

(22) **Filed:** **Sep. 10, 2001**

(51) **LOC (7) Cl.** **11-02**

(52) **U.S. Cl.** **D11/153; D11/152**

(58) **Field of Search** **D11/143, 144, D11/148, 152, 153, 154; D7/509; 47/65.5, 66.6, 67, 68, 71; 206/423; 248/27.8**

(56) **References Cited**

U.S. PATENT DOCUMENTS

- 3,442,420 A * 5/1969 Edwards D11/152
- 3,471,055 A * 10/1969 Edwards D7/509
- D241,462 S * 9/1976 Criscitello, Jr. D11/152
- D288,793 S * 3/1987 Carlson D11/153

- D313,203 S * 12/1990 Carlson D11/153
- D324,005 S * 2/1992 Grosfillex D11/152
- D352,480 S * 11/1994 Carlson D11/153
- D444,735 S * 7/2001 Ratnayake D11/153

* cited by examiner

Primary Examiner—Doris V. Coles

Assistant Examiner—Mimosa De

(74) *Attorney, Agent, or Firm*—Milde & Hoffberg, LLP

(57) **CLAIM**

The ornamental design for a round planter, as shown and described.

DESCRIPTION

FIG. 1 is a perspective view of the round planter from above according to my design.

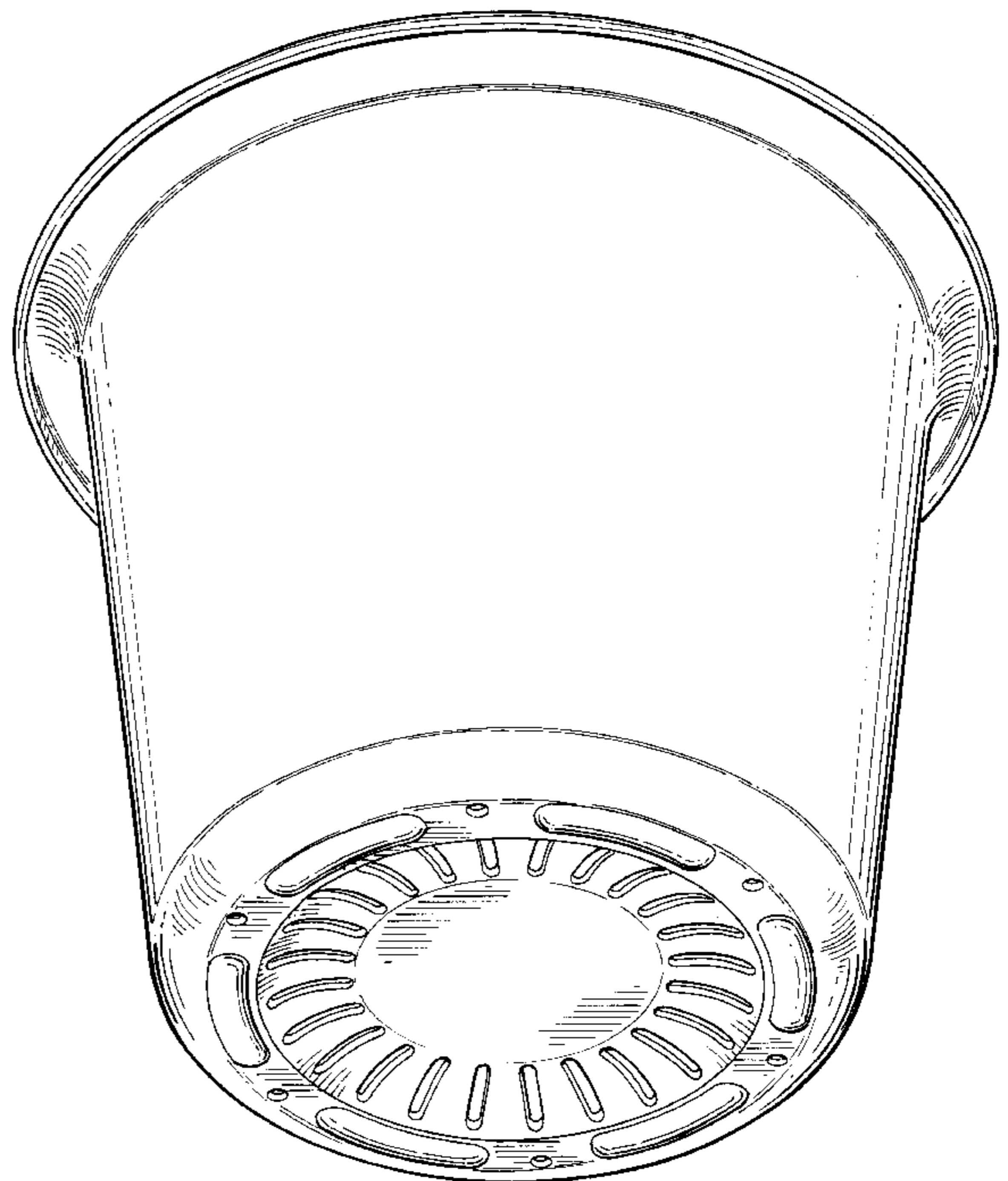

FIG. 2 is a perspective view of the round planter from below of FIG. 1.

FIG. 3 is a top plan view of the round planter of FIG. 1.

FIG. 4 is a side view of the round planter of FIG. 1; and,

FIG. 5 is the perspective view of FIG. 1, with a partial cross-sectional view showing the configuration base.

1 Claim, 5 Drawing Sheets






FIG. 1.


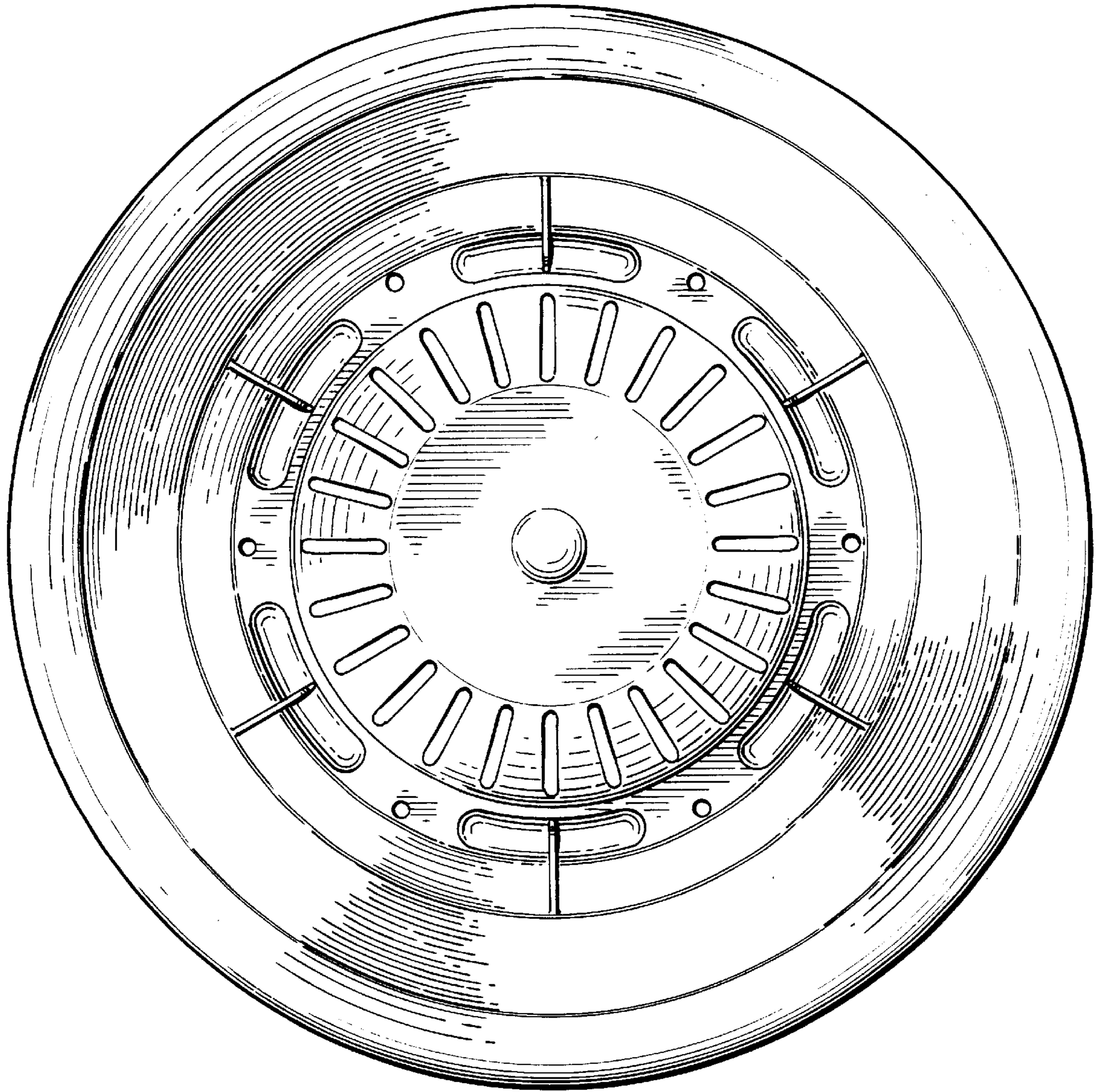


FIG. 2.



III. 3.




FIG. 4.




FIG. 5.