



US00D461428S

(12) **United States Design Patent**
Danon et al.

(10) **Patent No.:** **US D461,428 S**

(45) **Date of Patent:** **** Aug. 13, 2002**

(54) **CHRISTMAS ORNAMENT**

(75) Inventors: **Sandra R. Danon**, Los Angeles;
Margaret Nordgren; Michael Nordgren, both of Burbank, all of CA (US)

(73) Assignee: **Stravina Operating Company, LLC**, Chatsworth, CA (US)

(**) Term: **14 Years**

(21) Appl. No.: **29/151,282**

(22) Filed: **Dec. 4, 2001**

(51) **LOC (7) Cl.** **11-05**

(52) **U.S. Cl.** **D11/128**

(58) **Field of Search** D11/117, 121,
D11/125, 128, 136; 428/7

(56) **References Cited**

U.S. PATENT DOCUMENTS

D169,123 S * 3/1953 Butzko D11/128

D221,867 S * 9/1971 Trush D11/128
D230,161 S * 1/1974 Fritsche D11/128
D249,027 S * 8/1978 Dibble D11/128
D274,710 S * 7/1984 Sun D11/128
D393,231 S * 4/1998 Bueza D11/128

* cited by examiner

Primary Examiner—Dominic Simone

(74) *Attorney, Agent, or Firm*—Kelly Bauersfeld Lowry & Kelley, LLP

(57) **CLAIM**

The ornamental design for a Christmas ornament, as shown.

DESCRIPTION

FIG. 1 is a front elevational view of a Christmas ornament embodying my new design;

FIG. 2 is a rear elevational view thereof;


FIG. 3 is a right side elevational view thereof;

FIG. 4 is a left side elevational view thereof;

FIG. 5 is a top plan view thereof; and,

FIG. 6 is a bottom plan view thereof.

1 Claim, 2 Drawing Sheets




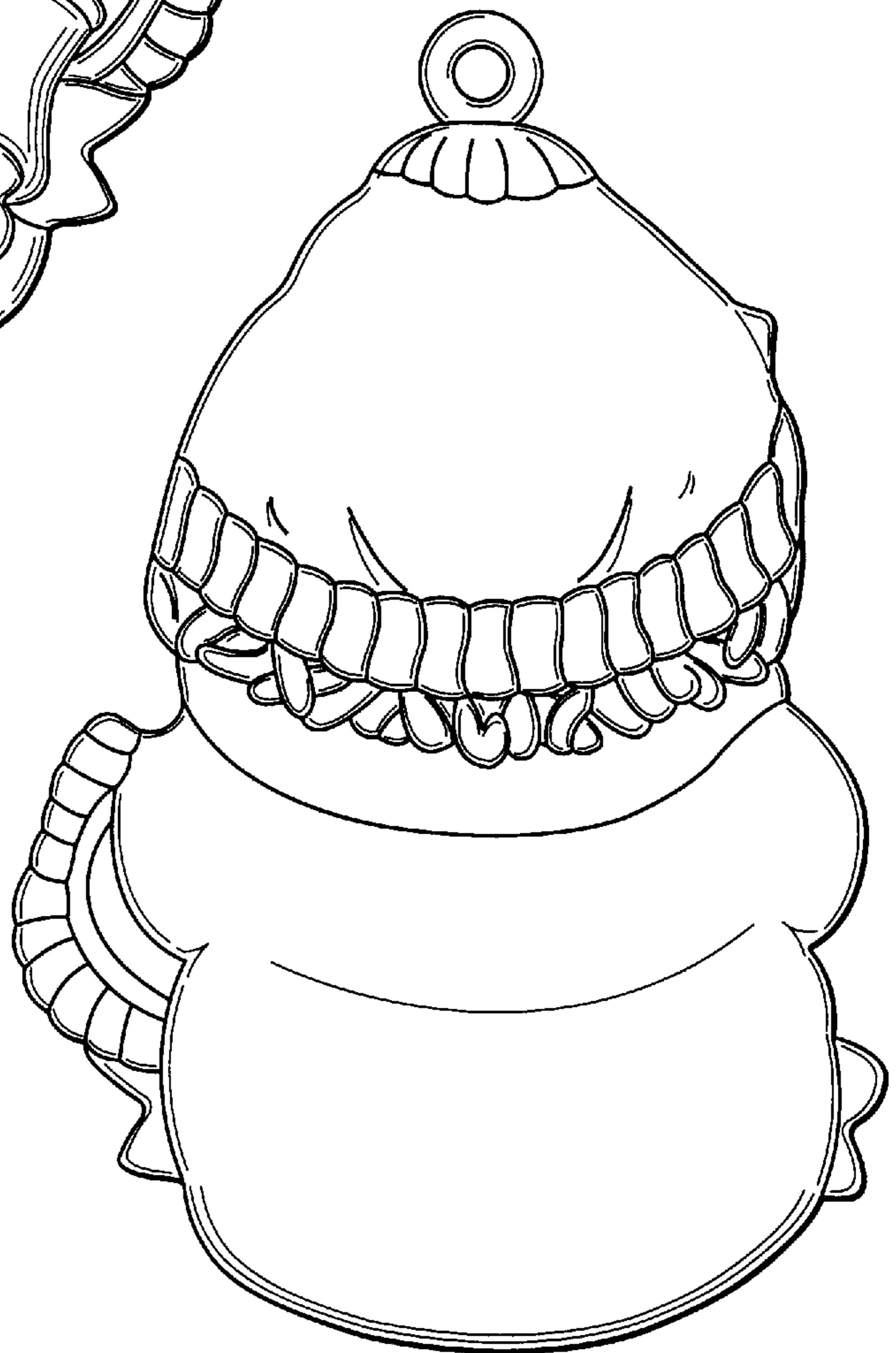


FIG. 1

FIG. 2






FIG. 3




FIG. 4

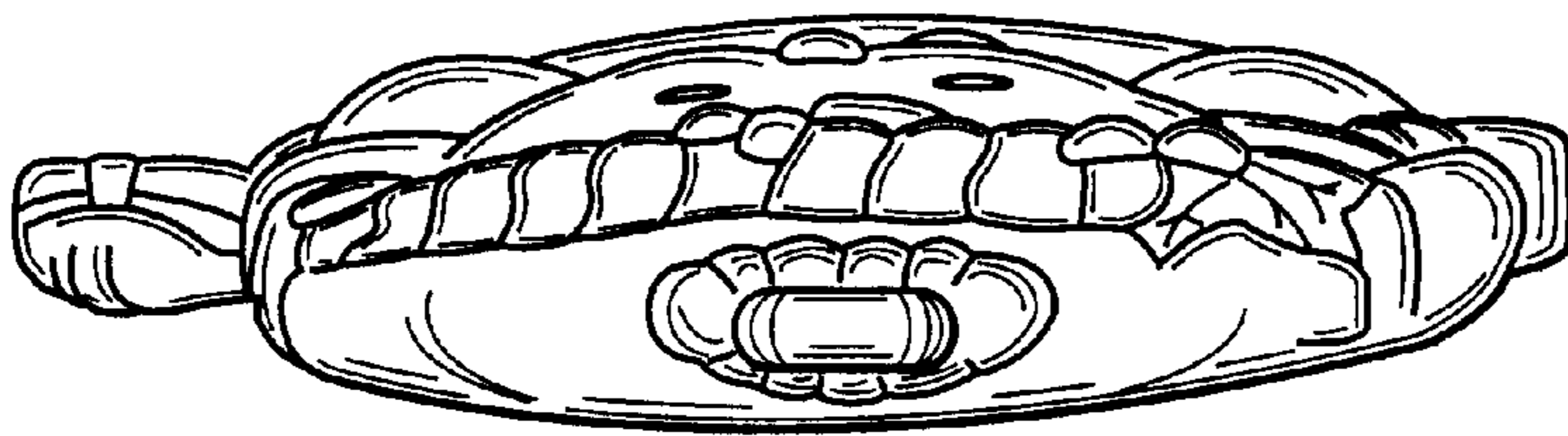


FIG. 5

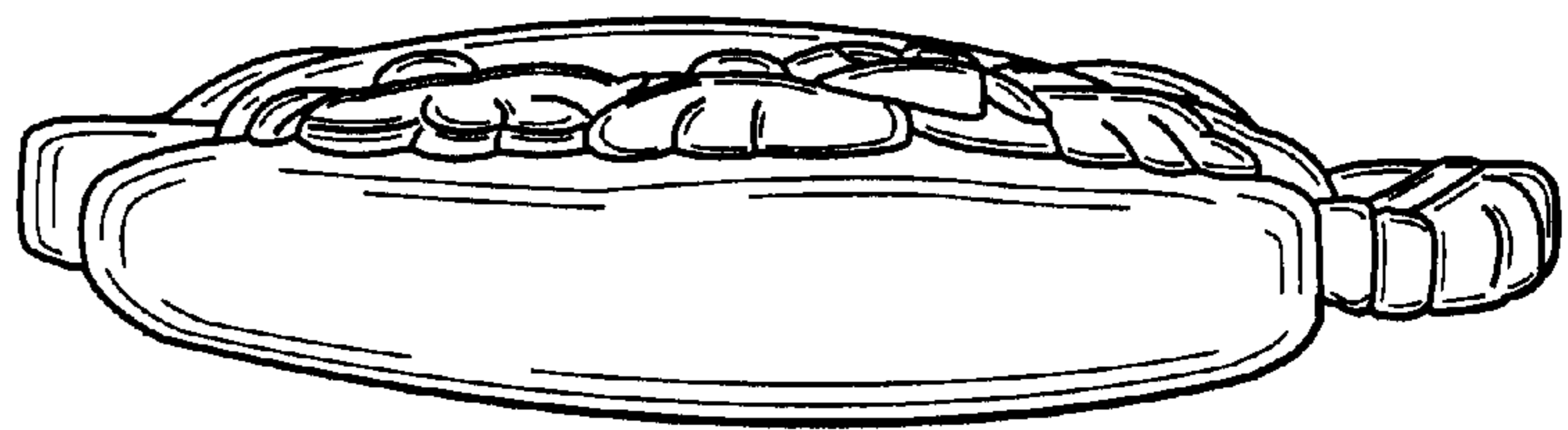


FIG. 6