



US00D461420S

(12) **United States Design Patent**  
**Kerman**

(10) **Patent No.:** **US D461,420 S**

(45) **Date of Patent:** **\*\* Aug. 13, 2002**

(54) **MEASURING CUP**

(75) **Inventor:** **Staci Lynn Kerman**, Ann Arbor, MI (US)

(73) **Assignee:** **Libbey Glass Inc.**, Toledo, OH (US)

(\*\*) **Term:** **14 Years**

(21) **Appl. No.:** **29/143,071**

(22) **Filed:** **Jun. 7, 2001**

(51) **LOC (7) Cl.** ..... **10-04**

(52) **U.S. Cl.** ..... **D10/46.2**

(58) **Field of Search** ..... D10/46.2, 46.3;  
D7/312, 316, 318, 319; 73/426-429; 222/23,  
25, 26

- D383,646 S 9/1997 Jeppesen et al.
- D409,447 S 5/1999 Henry
- D414,080 S 9/1999 Bolwien
- D418,017 S 12/1999 Henry
- D441,597 S 5/2001 Wyche
- D441,598 S 5/2001 Wyche
- D442,019 S 5/2001 Wyche
- D442,425 S 5/2001 Wyche

\* cited by examiner

*Primary Examiner*—Terry A. Wallace

(74) *Attorney, Agent, or Firm*—Emch, Schaffer, Schaub & Porcello Co., L.P.A.

(57) **CLAIM**

The ornamental design for a measuring cup, as shown and described.

**DESCRIPTION**

FIG. 1 is a front elevational view of a measuring cup according to the present design;

FIG. 2 is a first side elevational view thereof;

FIG. 3 is a back elevational view thereof;

FIG. 4 is a second side elevational view thereof;

FIG. 5 is a top view thereof; and,

FIG. 6 is a bottom view thereof.

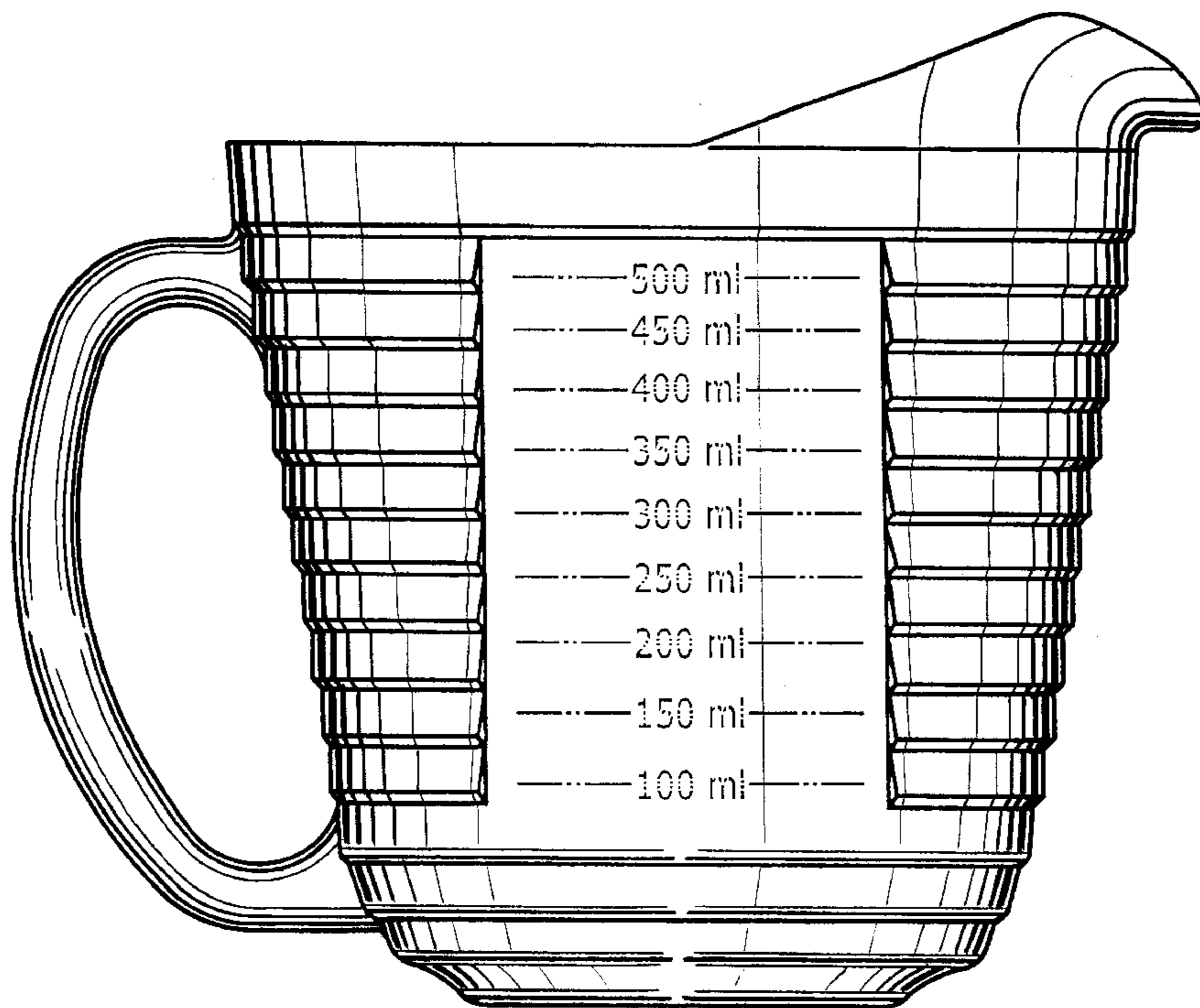
The broken lines shown in FIGS. 1, 3 and 6 are illustrative of surface indicia only and form no part of the claimed design.

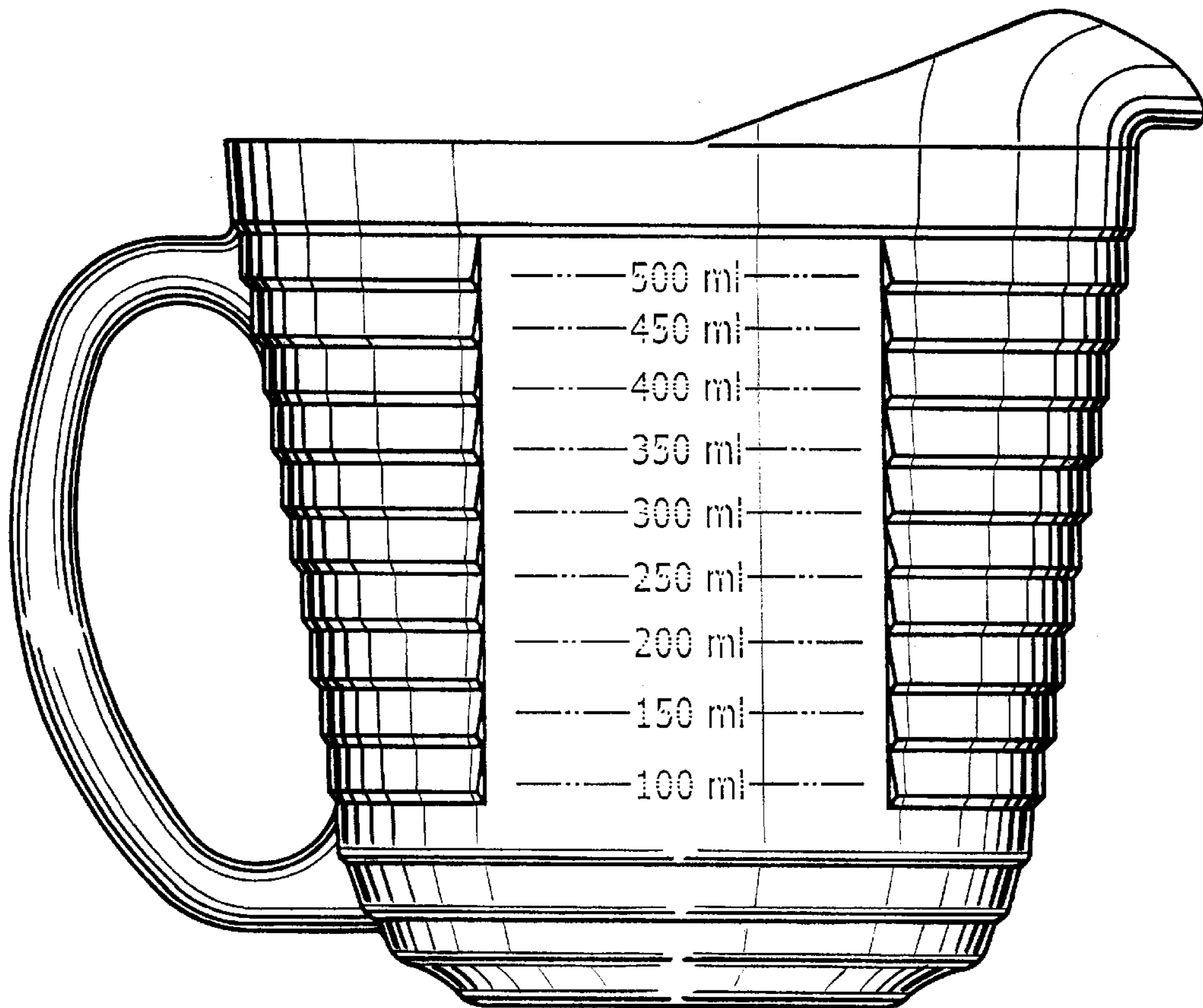
(56) **References Cited**

**U.S. PATENT DOCUMENTS**

- D148,627 S 2/1948 La Mont
- D196,275 S \* 9/1963 Neal et al. .... D10/46.2 X
- 3,490,290 A \* 1/1970 Bilson ..... 73/427
- D230,688 S \* 3/1974 Cryer ..... D10/46.2
- D272,219 S 1/1984 Hor
- D287,559 S 1/1987 Daenen et al.
- D288,649 S 3/1987 Daenen et al.
- D289,844 S 5/1987 Daenen et al.
- D316,210 S 4/1991 Giugiaro
- D316,529 S \* 4/1991 Beckman et al. .... D10/46.2
- D337,696 S 7/1993 Sun
- D353,303 S 12/1994 Davis

**1 Claim, 6 Drawing Sheets**





—FIG.1

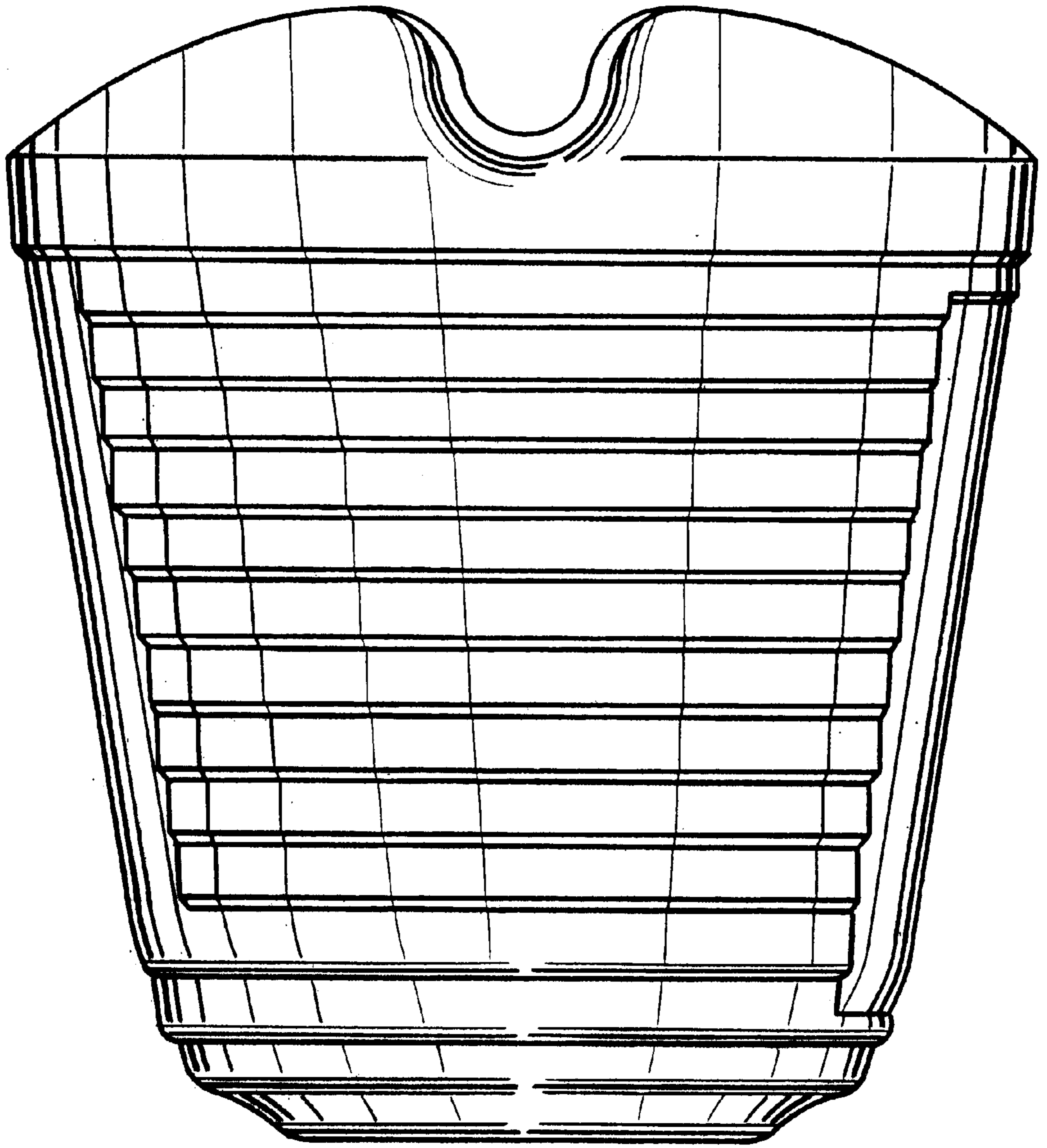
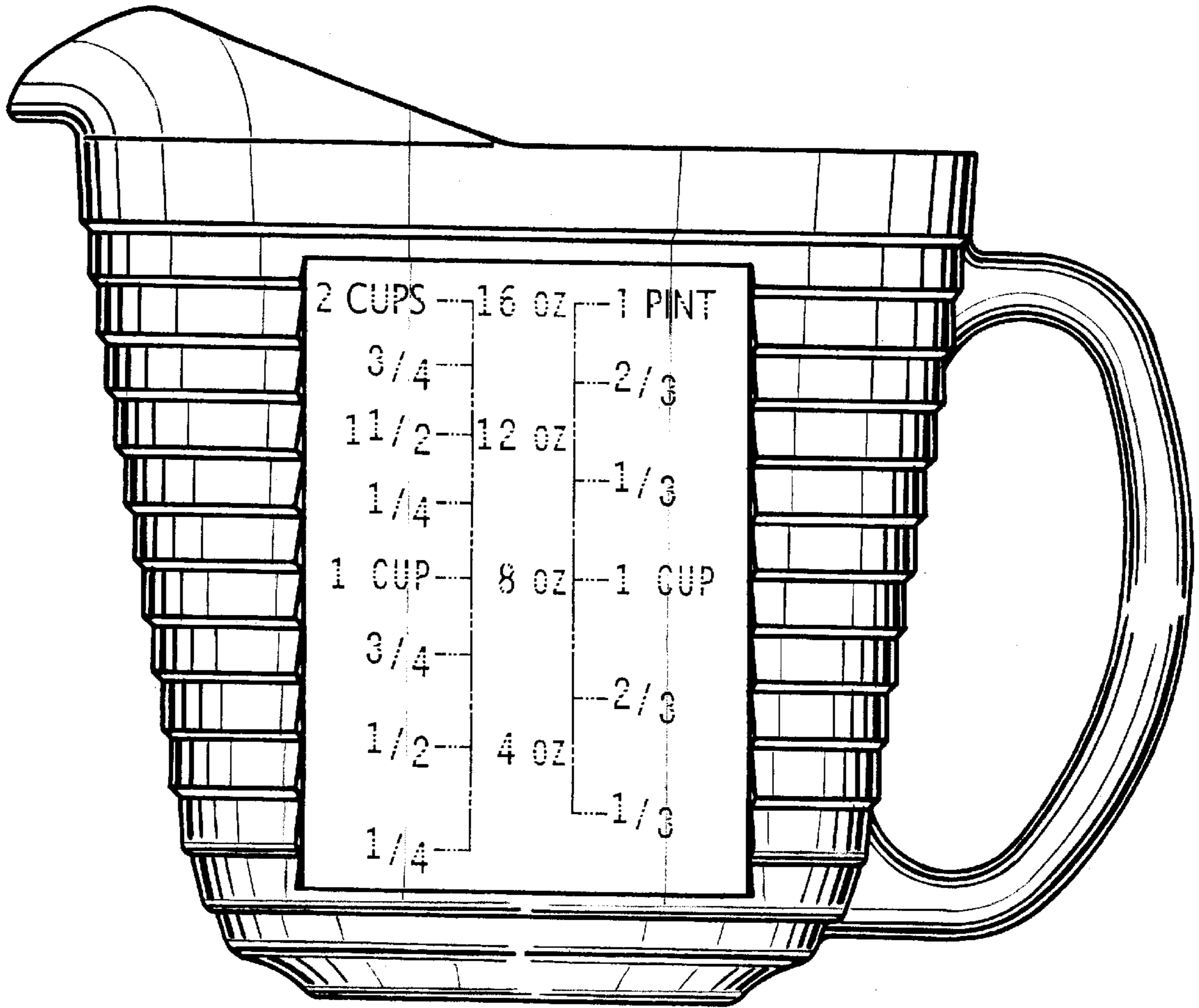


FIG. 2



— FIG. 3

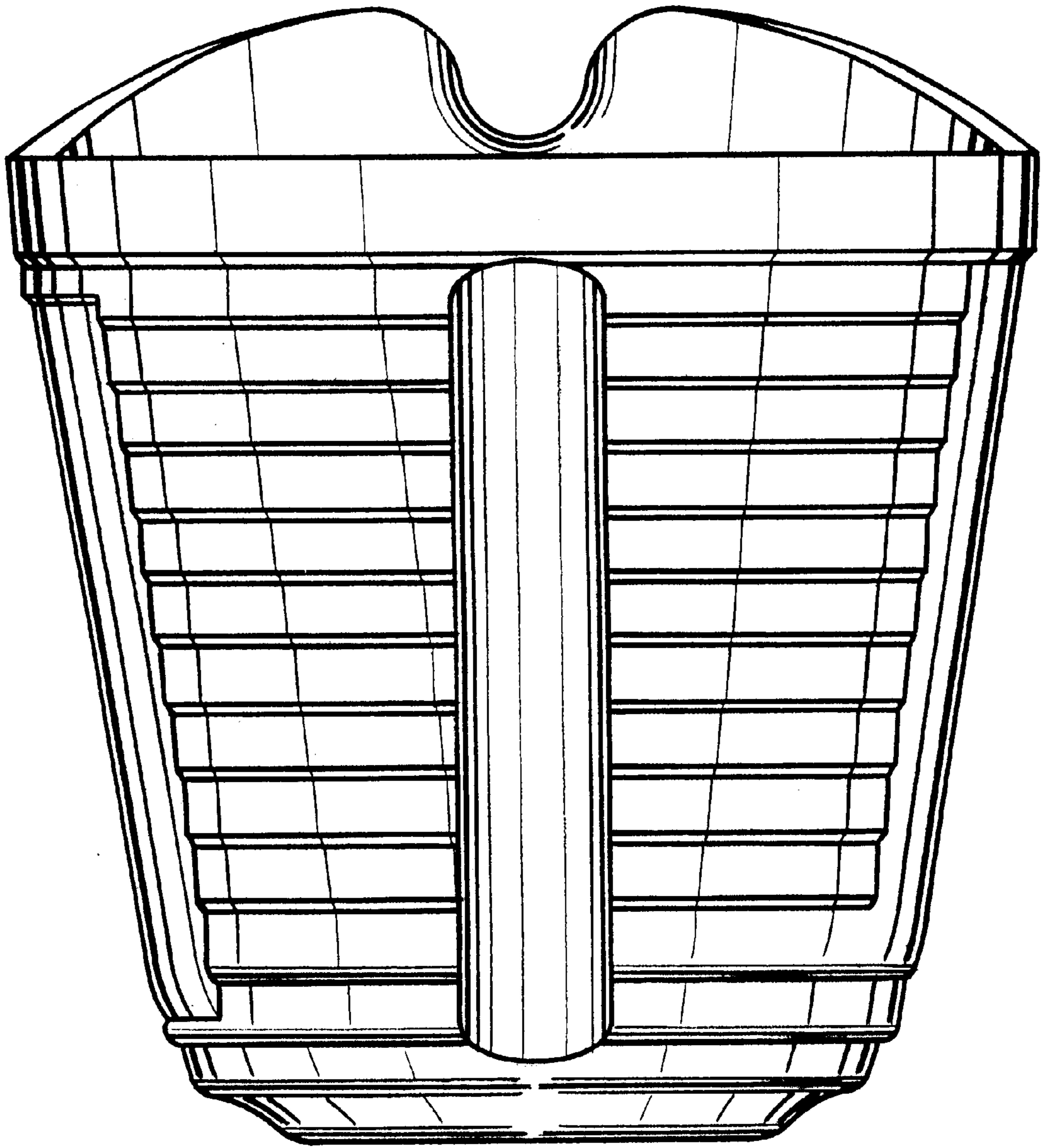


FIG. 4

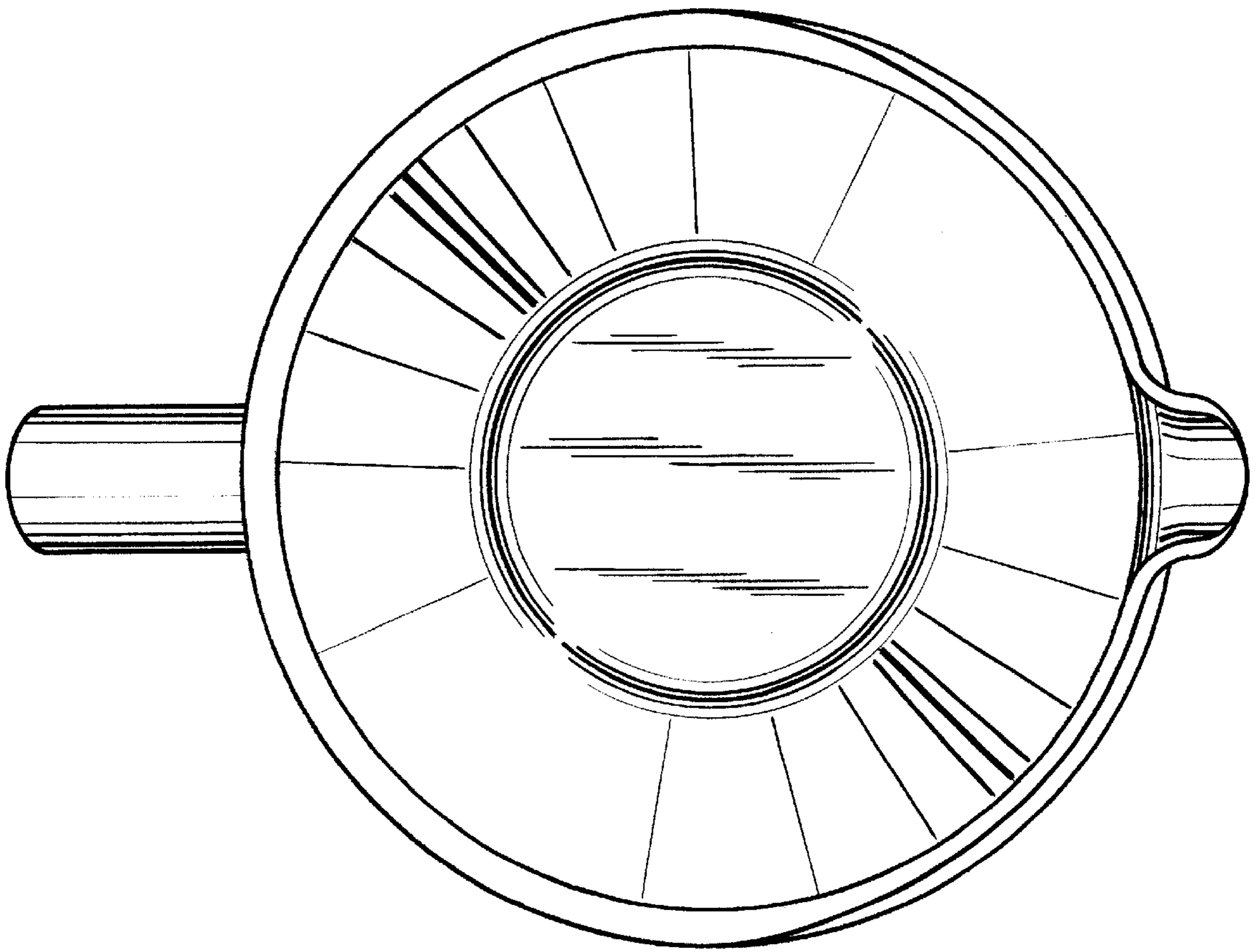



FIG. 5



—FIG.6