



US00D461409S

(12) **United States Design Patent**
Kardush

(10) **Patent No.:** **US D461,409 S**

(45) **Date of Patent:** **** Aug. 13, 2002**

(54) **EARRING CUFF PAD**

(75) **Inventor:** **Jacqueline S. Kardush**, Fresh Meadows, NY (US)

(73) **Assignee:** **Jacmel Jewelry Inc., L.I.C., NY (US)**

(**) **Term:** **14 Years**

(21) **Appl. No.:** **29/145,585**

(22) **Filed:** **Jul. 25, 2001**

(51) **LOC (7) Cl.** **09-07**

(52) **U.S. Cl.** **D9/457**

(58) **Field of Search** D9/434, 457; 206/348, 206/486, 487, 495, 6.1

(56) **References Cited**

U.S. PATENT DOCUMENTS

D28,713 S	*	5/1898	Hills	D9/457
D52,818 S	*	12/1918	Flannery, Jr.	D9/457
1,639,672 A	*	8/1927	Schrayssshuen	206/348
D128,971 S	*	8/1941	Thatcher	D9/457
D134,114 S	*	10/1942	Goshorn	D9/457
D250,996 S	*	2/1979	Glaser	D9/457
D271,470 S	*	11/1983	Lauck	D9/457

4,880,117 A	*	11/1989	Graganese	206/487
5,078,264 A	*	1/1992	Garganese	206/6.1
D331,702 S	*	12/1992	Feibelman	D9/457
D400,104 S	*	10/1998	Ash et al.	D9/457
6,205,688 B1	*	3/2001	Groser-Samuels	206/6.1
D449,992 S	*	11/2001	Blackburn	D9/457

* cited by examiner

Primary Examiner—Dominic Simone

(74) *Attorney, Agent, or Firm*—Gottlieb, Rackman & Reisman, P.C.

(57) **CLAIM**

The ornamental design for an earring cuff pad, as shown and described.

DESCRIPTION

FIG. 1 is a front elevation view of the earring cuff pad showing my new design;
FIG. 2 is a top plan view of FIG. 1;
FIG. 3 is a right side elevational view of FIG. 1;
FIG. 4 is a left side elevational view of FIG. 1;
FIG. 5 is a rear elevational view of FIG. 1; and,
FIG. 6 is a bottom plan view of FIG. 1.

1 Claim, 1 Drawing Sheet

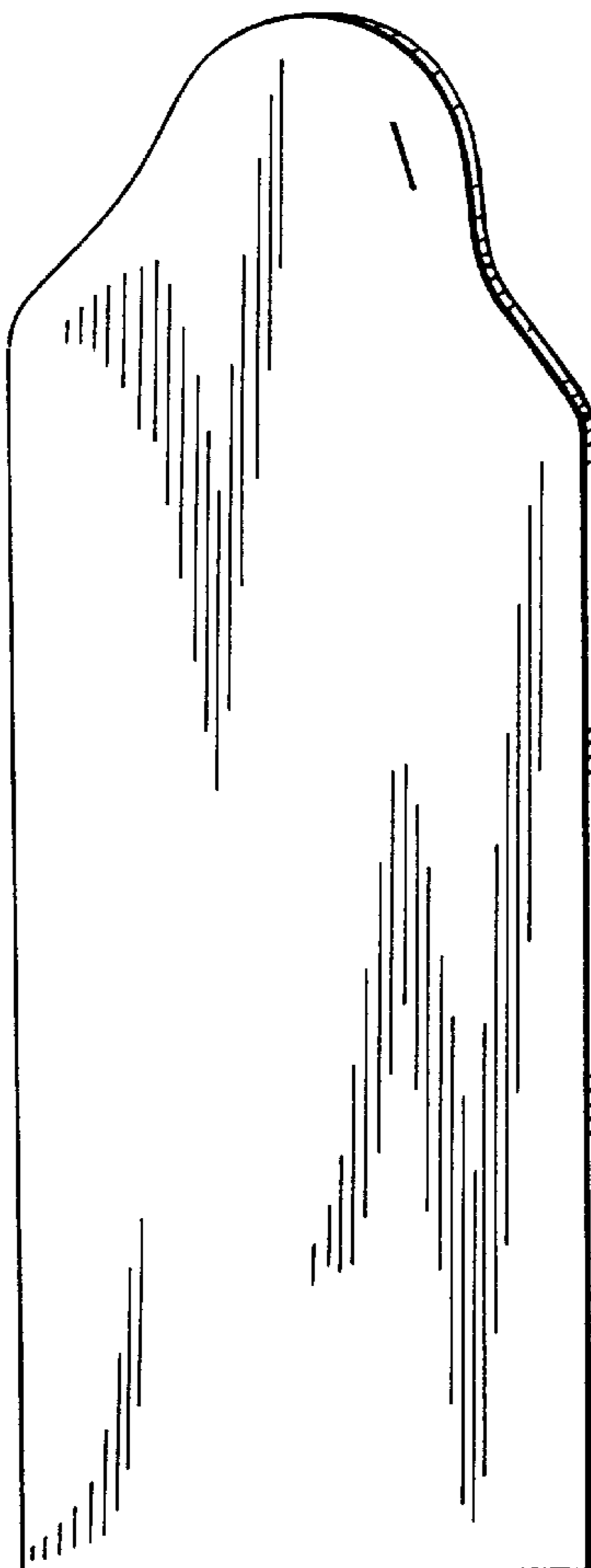




FIG. 3

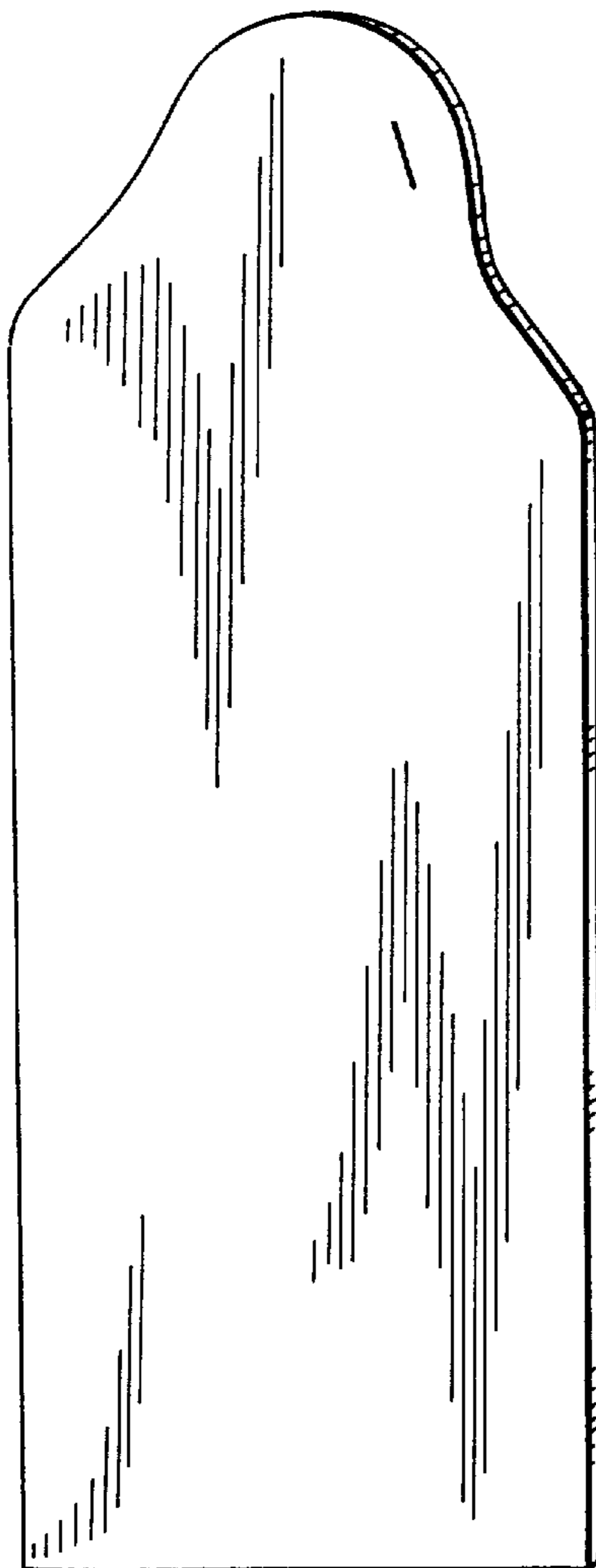


FIG. 1



FIG. 4

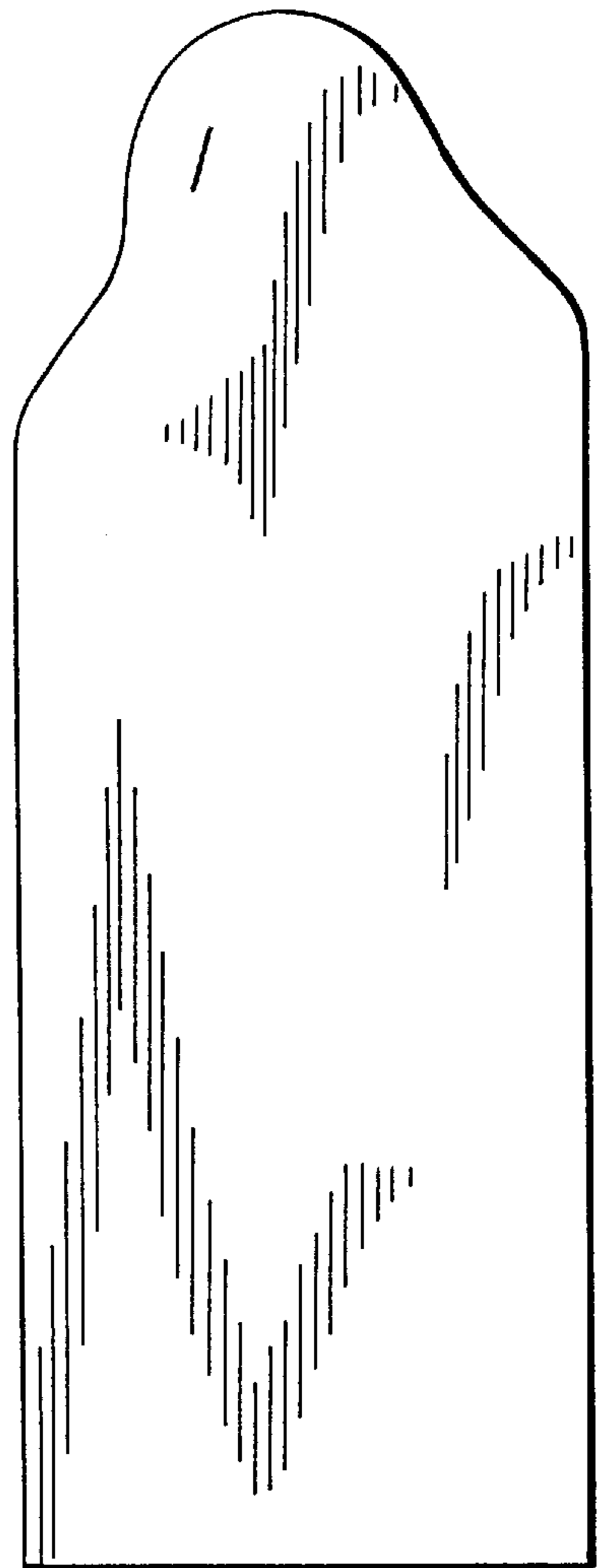


FIG. 5



FIG. 6