

US00D461390S

(12) **United States Design Patent**  
**Livingston**

(10) **Patent No.:** **US D461,390 S**

(45) **Date of Patent:** **\*\* Aug. 13, 2002**

(54) **GRIP FOR HANDLE BAR**

D405,342 S \* 2/1999 Thompson ..... D8/303  
D422,194 S \* 4/2000 Knodt et al. .... D8/303

(76) Inventor: **Paul M. Livingston**, 27818 Gleneagles,  
Mission Viejo, CA (US) 92630

\* cited by examiner

(\*\*) Term: **14 Years**

*Primary Examiner*—Melody N. Brown  
(74) *Attorney, Agent, or Firm*—Morland C. Fischer

(21) Appl. No.: **29/147,672**

(57) **CLAIM**

(22) Filed: **Sep. 4, 2001**

The ornamental design for a grip for handle bar, as shown and disclosed.

(51) **LOC (7) Cl.** ..... **08-06**

(52) **U.S. Cl.** ..... **D8/303**

(58) **Field of Search** ..... D8/303; 74/551.8,  
74/551.9; 16/110 R, 110 S, 111 E, DIG. 12;  
D12/179

**DESCRIPTION**


FIG. 1 is a perspective view showing the front, top and left side of a grip for a handle bar which forms my new design, the bottom and top plan views being of identical design; FIG. 2 is a rear elevational view thereof; FIG. 3 is a right side elevational view thereof; and, FIG. 4 is a left elevational view thereof.

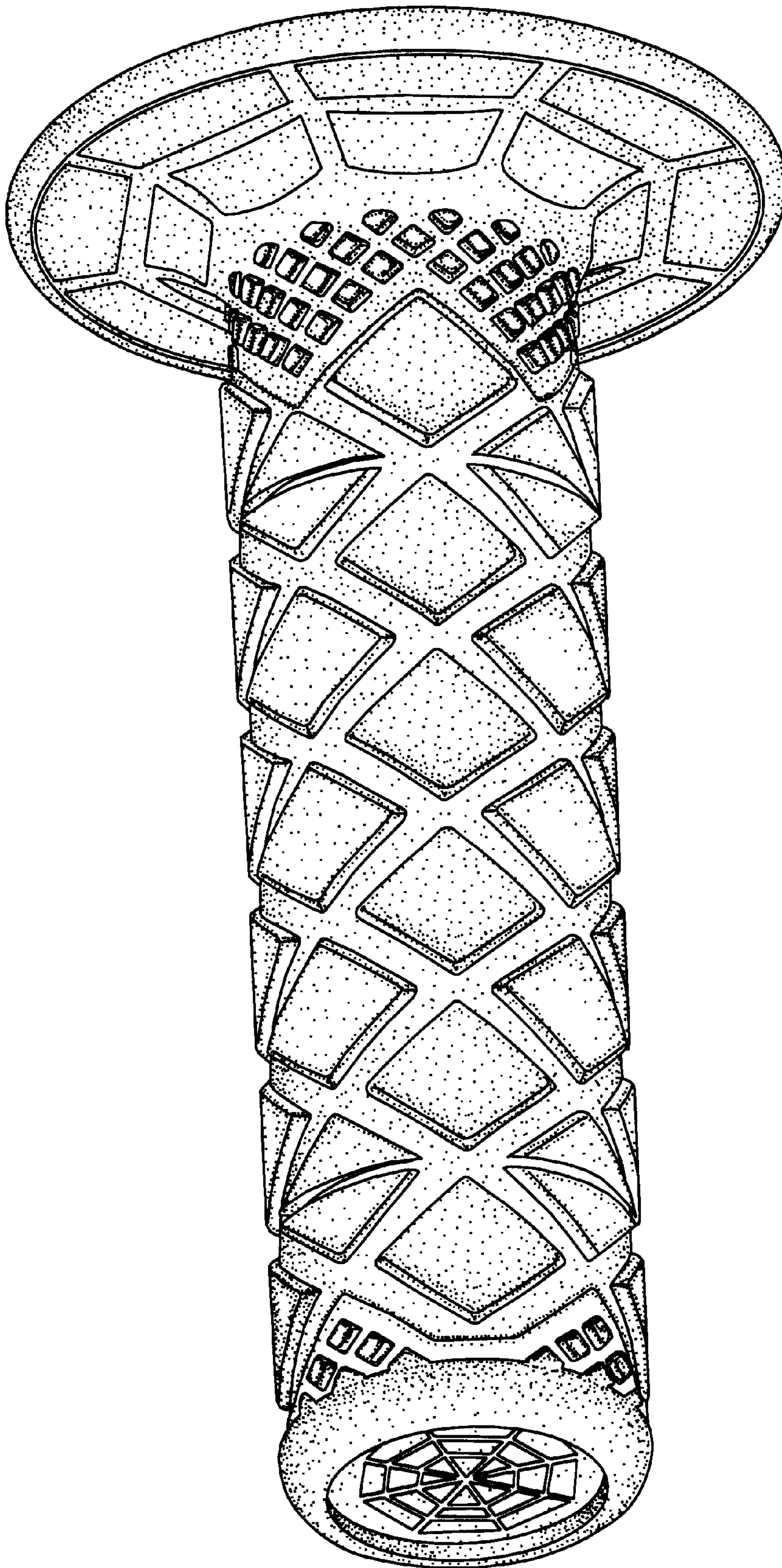
(56) **References Cited**

**U.S. PATENT DOCUMENTS**

D320,125 S \* 9/1991 Hocker ..... D8/303  
D335,437 S \* 5/1993 Wilson ..... D8/303


**1 Claim, 2 Drawing Sheets**



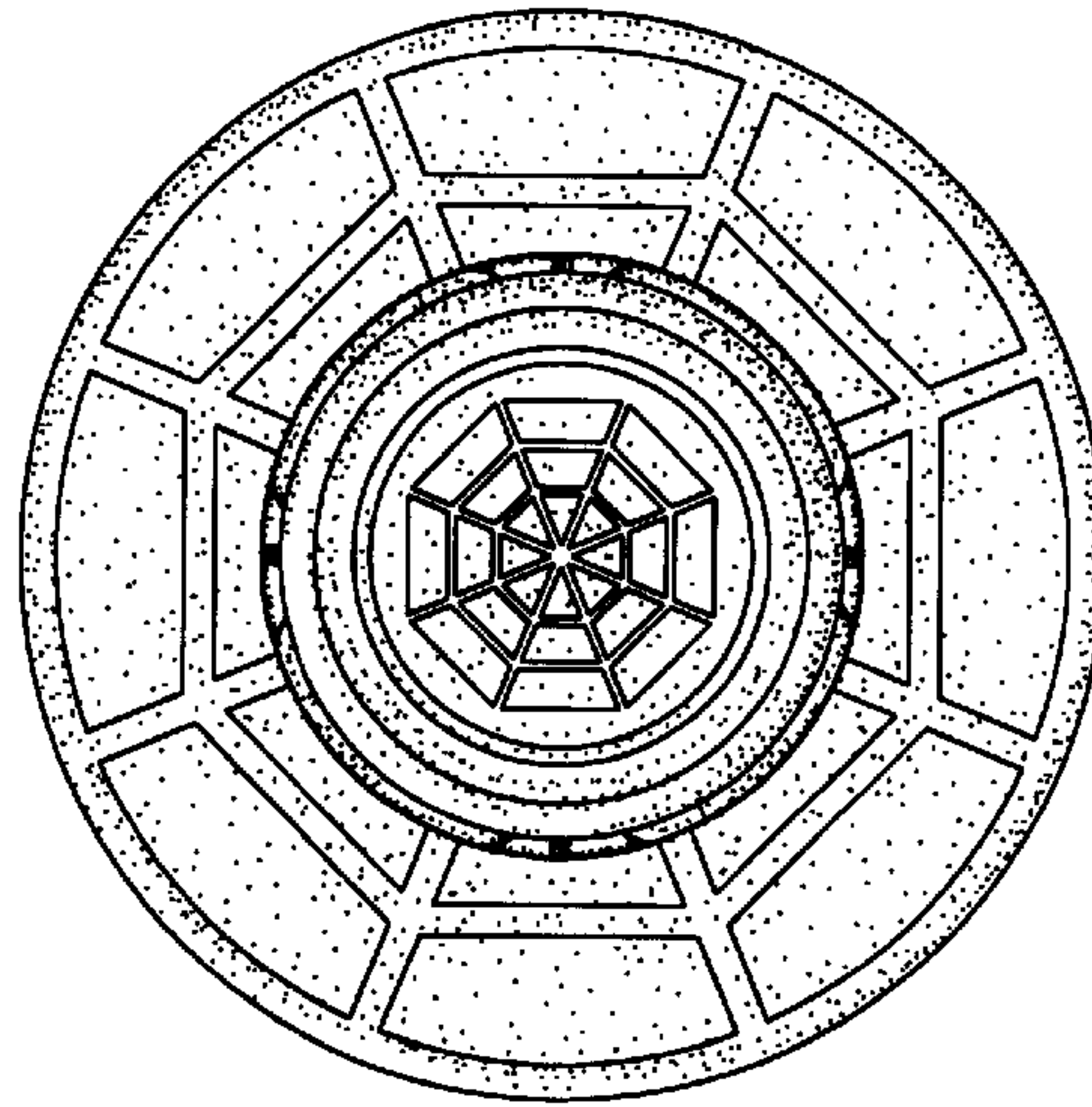


*Fig. 1*

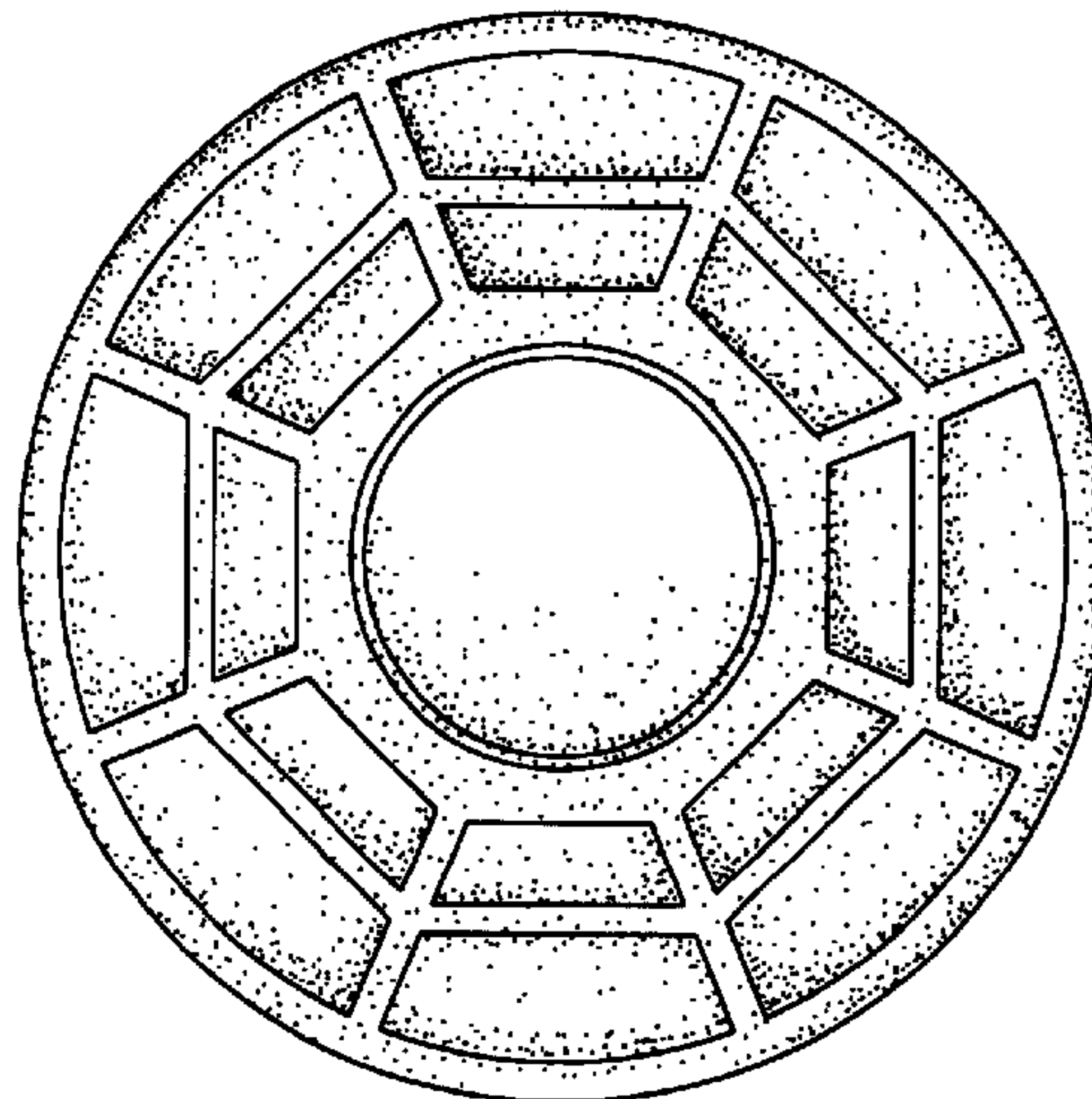




*Fig. 2*



*Fig. 4*



*Fig. 3*