



US00D461382S

(12) **United States Design Patent**
Hernandez et al.

(10) **Patent No.:** **US D461,382 S**

(45) **Date of Patent:** **** Aug. 13, 2002**

(54) **STRAP WRENCH**

6,101,903 A * 8/2000 Negley 81/64

(75) Inventors: **Hector Ray Hernandez**, Whittier;
Jamie W. Nash, Rancho Santa
Margarita, both of CA (US)

* cited by examiner

Primary Examiner—Raphael Barkai
(74) *Attorney, Agent, or Firm*—Robert R. Thornton

(73) Assignee: **Alltrade Inc.**, Long Beach, CA (US)

(57) **CLAIM**

(**) Term: **14 Years**

The ornamental design for a strap wrench, as shown and described.

(21) Appl. No.: **29/148,136**

DESCRIPTION

(22) Filed: **Sep. 10, 2001**

(51) **LOC (7) Cl.** **08-05**

(52) **U.S. Cl.** **D8/22**

(58) **Field of Search** 81/14, 21, 22,
81/33, 51, 107, 3.43, 64; 24/115 H

FIG. 1 is a perspective view of a strap wrench showing our new design;

FIG. 2 is a top plan view thereof;

FIG. 3 is a left side elevational view thereof;

FIG. 4 is a partial left side elevational view thereof taken along line 4-4 of FIG. 2;

FIG. 5 is a right side elevational view thereof;

FIG. 6 is a rear elevational view thereof;

FIG. 7 is a partial rear elevational view thereof taken along line 7-7 of FIG. 2; and,

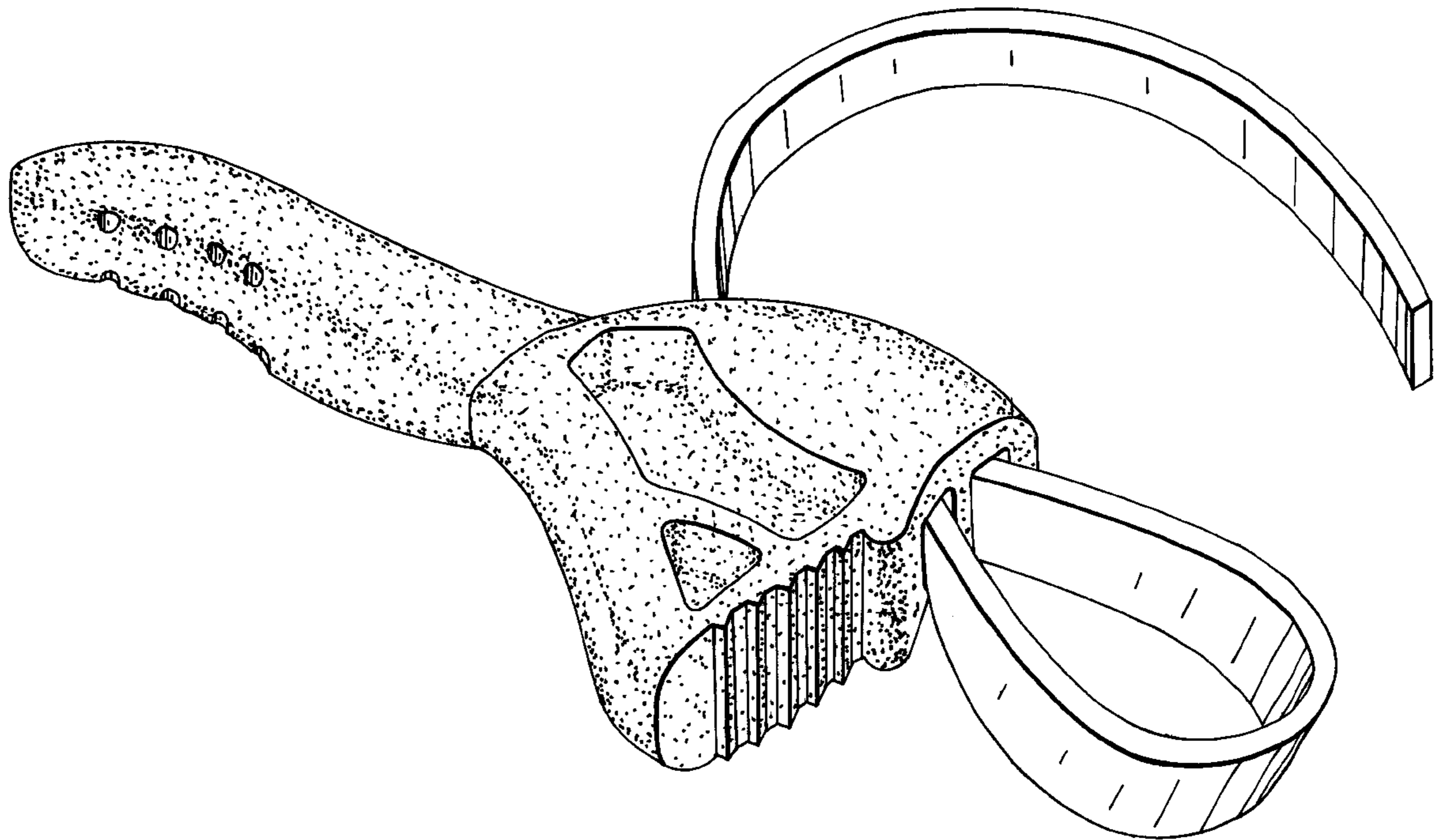
FIG. 8 is a front elevational view thereof.

(56) **References Cited**

U.S. PATENT DOCUMENTS

- 409,148 A * 8/1889 Haller 81/3.43
- 4,082,016 A * 4/1978 Venusa 81/3.43
- 4,543,858 A * 10/1985 Luck 81/64
- D369,076 S * 4/1996 Alexander D8/22

1 Claim, 4 Drawing Sheets



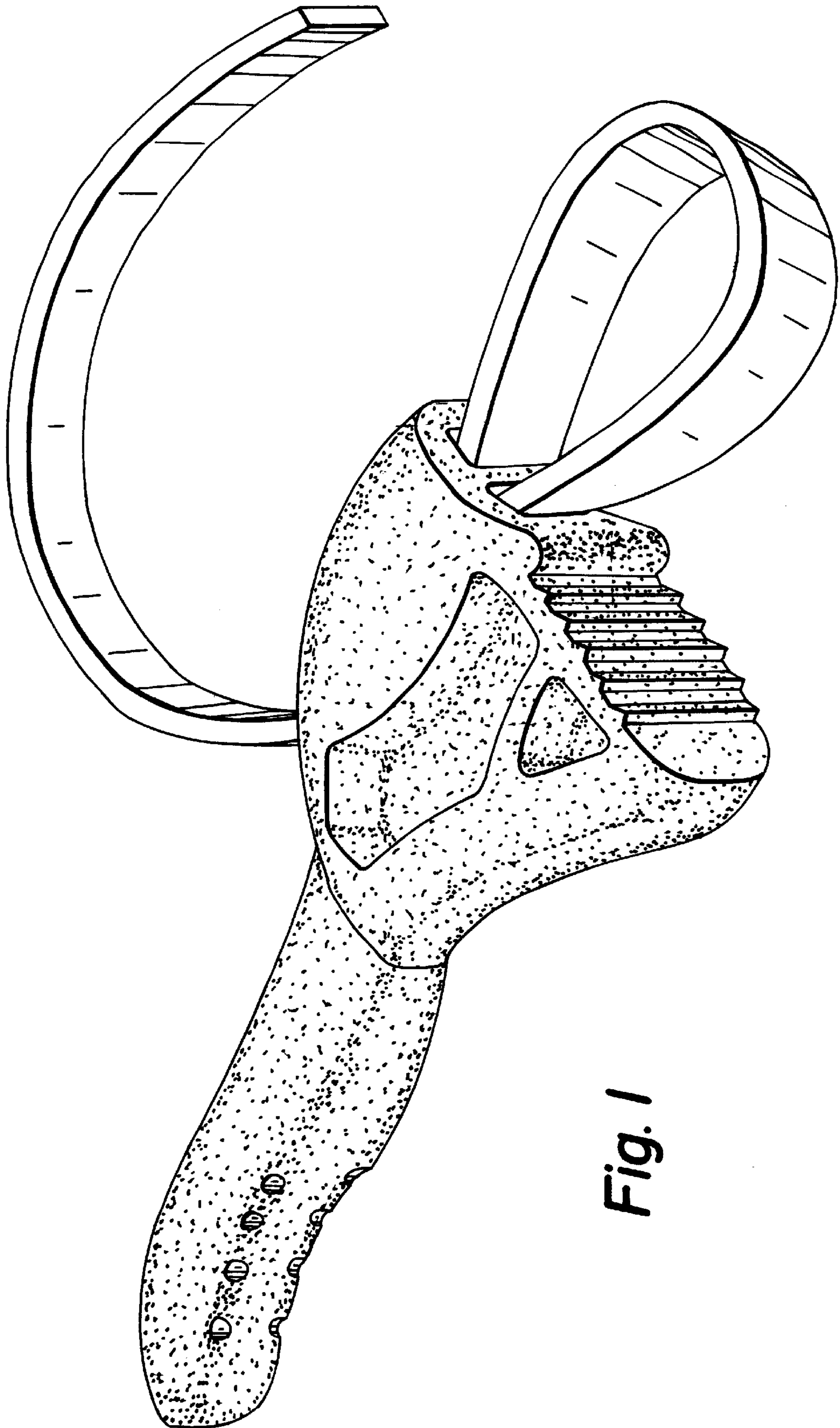


Fig. 1

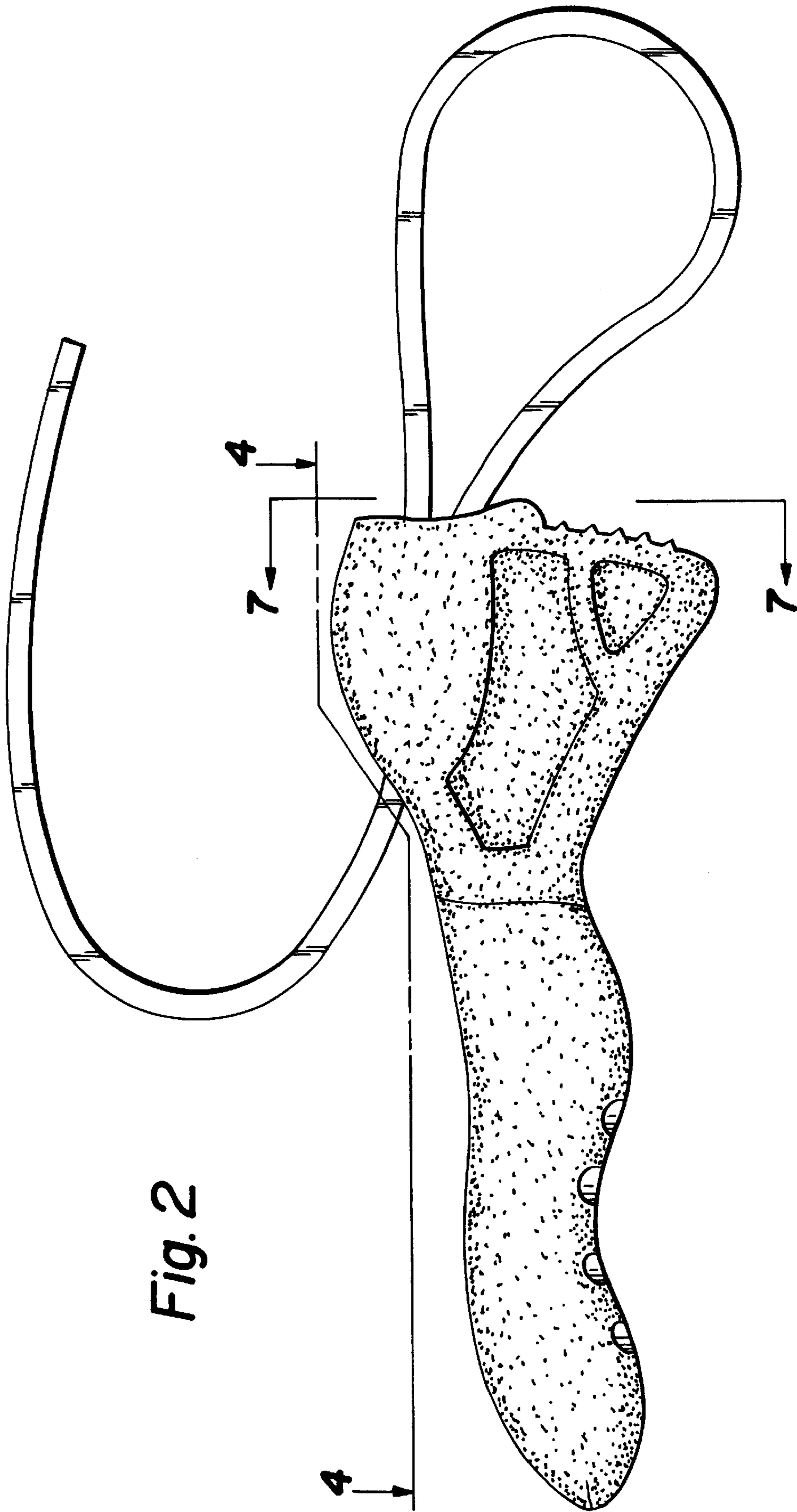


Fig. 2

Fig. 3

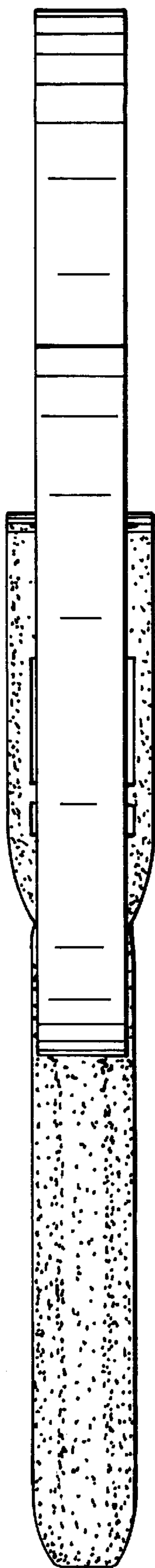


Fig. 4




Fig. 5



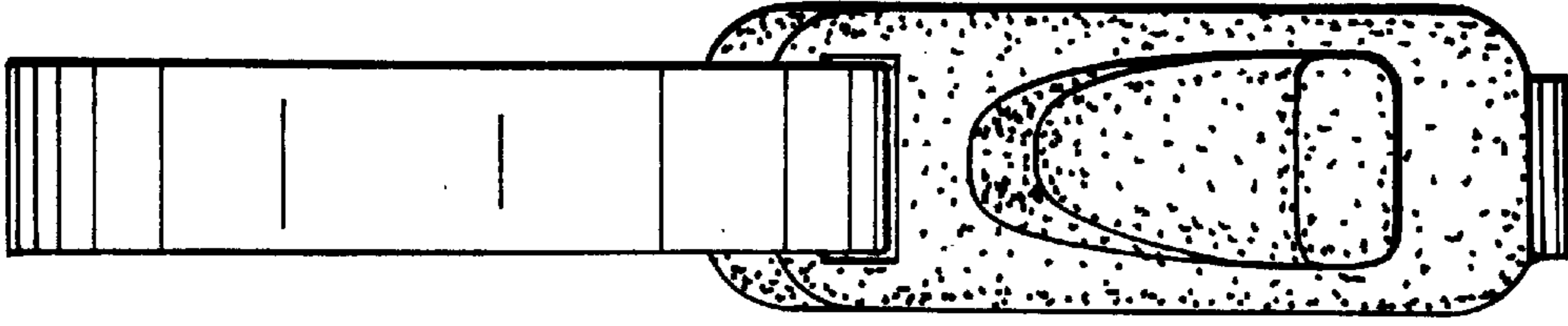


Fig. 8

Fig. 7

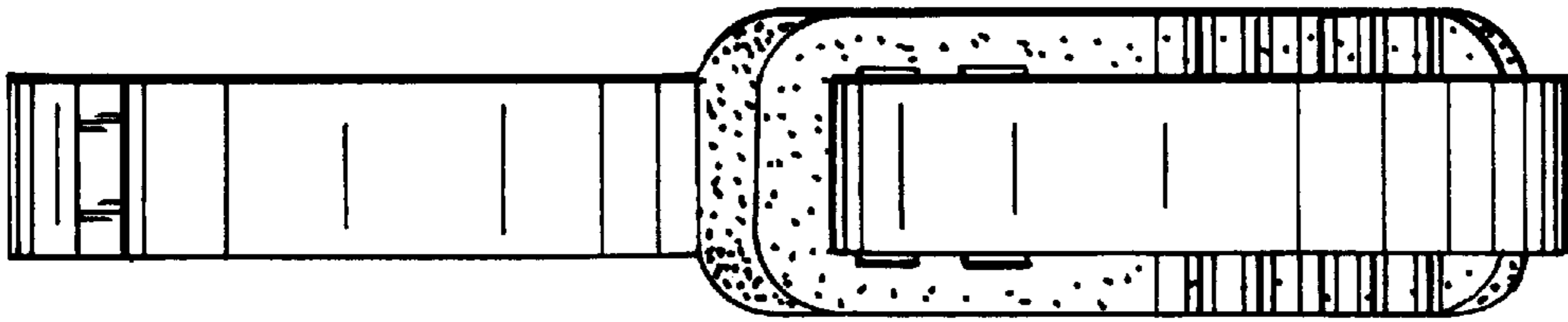



Fig. 6