



US00D461381S

(12) **United States Design Patent**
Kramer

(10) **Patent No.:** **US D461,381 S**

(45) **Date of Patent:** **** Aug. 13, 2002**

(54) **ADJUSTABLE WRENCH HEAD**

5,894,768 A 4/1999 Malkin 81/165

5,960,683 A 10/1999 Malkin 81/165

6,098,506 A 8/2000 Clegg 81/170

(75) Inventor: **Ronald A. Kramer**, Dublin, OH (US)

(73) Assignee: **Bandon Corp.**, Dublin, OH (US)

(**) Term: **14 Years**

(21) Appl. No.: **29/146,584**

(22) Filed: **Aug. 13, 2001**

(51) **LOC (7) Cl.** **08-05**

(52) **U.S. Cl.** **D8/22**

(58) **Field of Search** D8/17, 21-29;
81/165, 170, 166-169, 119, 186, 177.1,
179

FOREIGN PATENT DOCUMENTS

CA 0064391 9/1989

DE M8900044.7 1/1989

GB 1056086 1/1989

* cited by examiner

Primary Examiner—Raphael Barkai

(74) *Attorney, Agent, or Firm*—Donald R Bahr

(57) **CLAIM**

The ornamental design for an adjustable wrench head, as shown and described.

DESCRIPTION

FIG. 1 is a front view showing the wrench head design of my invention.

FIG. 2 is a left side view showing the wrench head design of my invention.

FIG. 3 is a right side view showing the wrench head design of my invention.

FIG. 4 is a front view showing the wrench head design of my invention with the head closed; and,

FIG. 5 is a perspective view showing the wrench head design of my invention.

(56) **References Cited**

U.S. PATENT DOCUMENTS

572,035 A	11/1896	Stokes	
793,522 A	6/1905	Heal	
2,692,523 A	10/1954	Finn	81/165
D201,520 S	* 6/1965	Neff	D8/22
3,881,377 A	5/1975	Evans	81/186
3,931,749 A	1/1976	Evans	81/119
3,955,450 A	5/1976	Evans	81/170
4,011,778 A	3/1977	Delin	81/186
5,305,667 A	4/1994	Calallero	81/165
5,533,428 A	7/1996	Pradelski	81/179
5,595,098 A	1/1997	Malkin	81/165

1 Claim, 1 Drawing Sheet

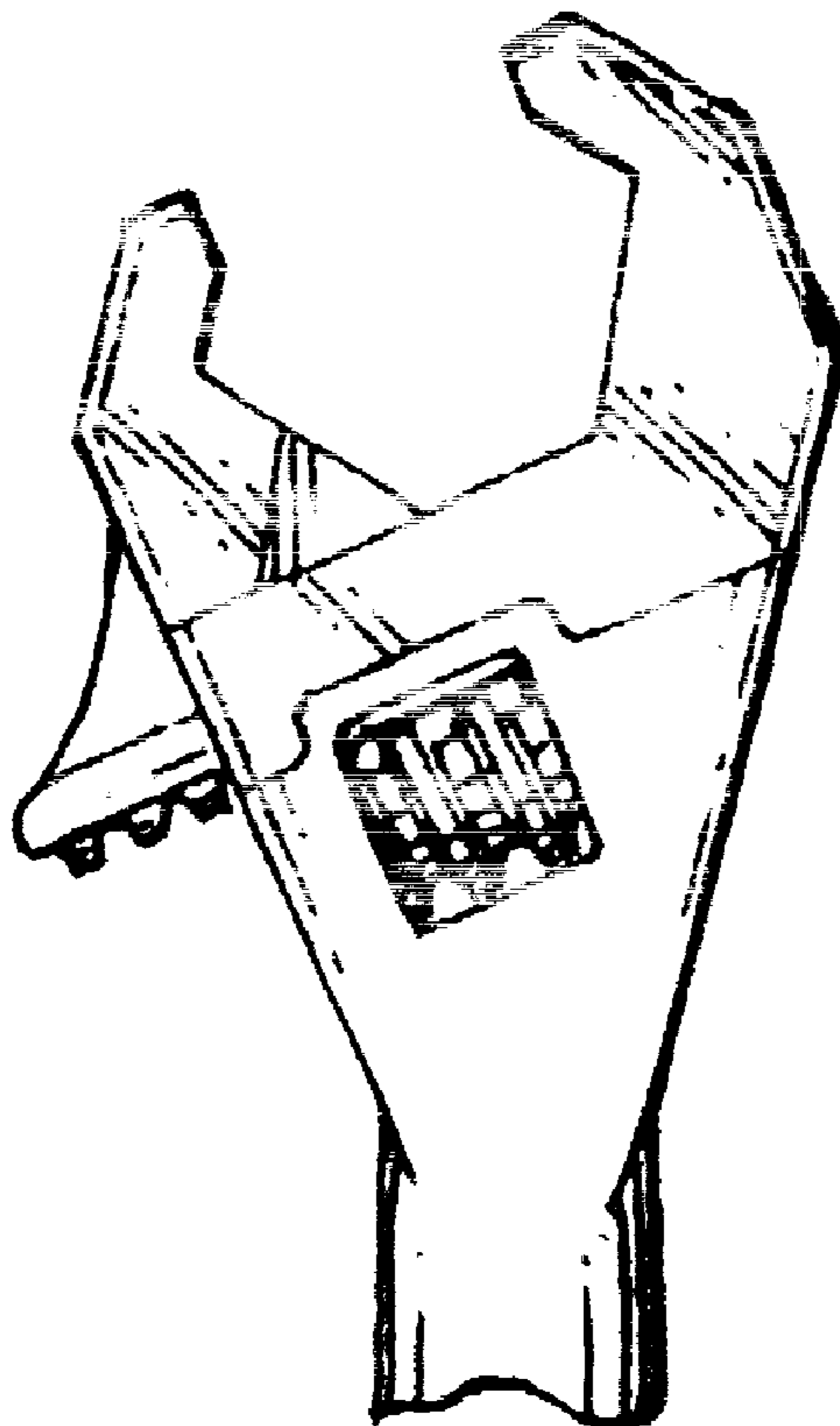




FIG. 2

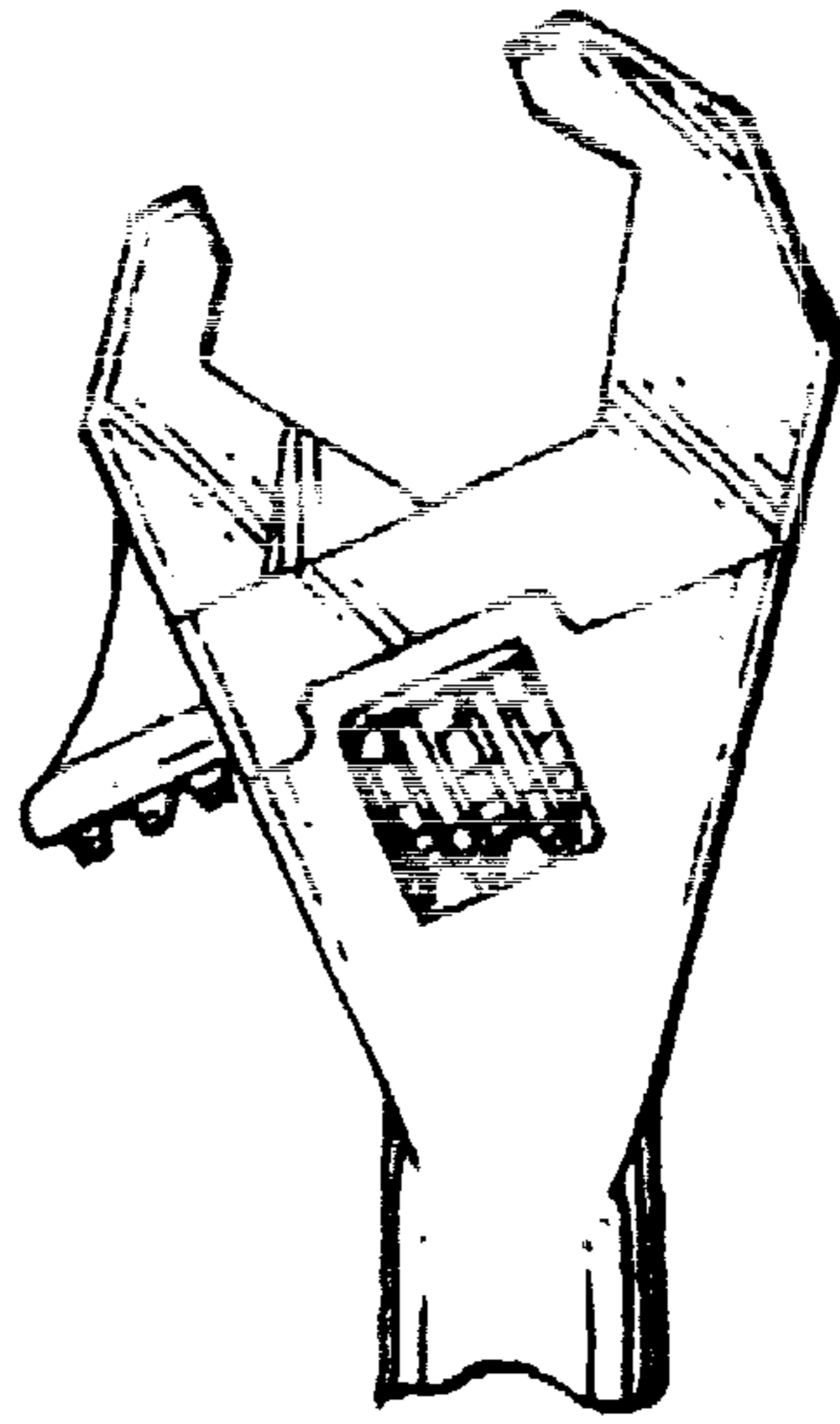


FIG. 1



FIG. 3




FIG. 4

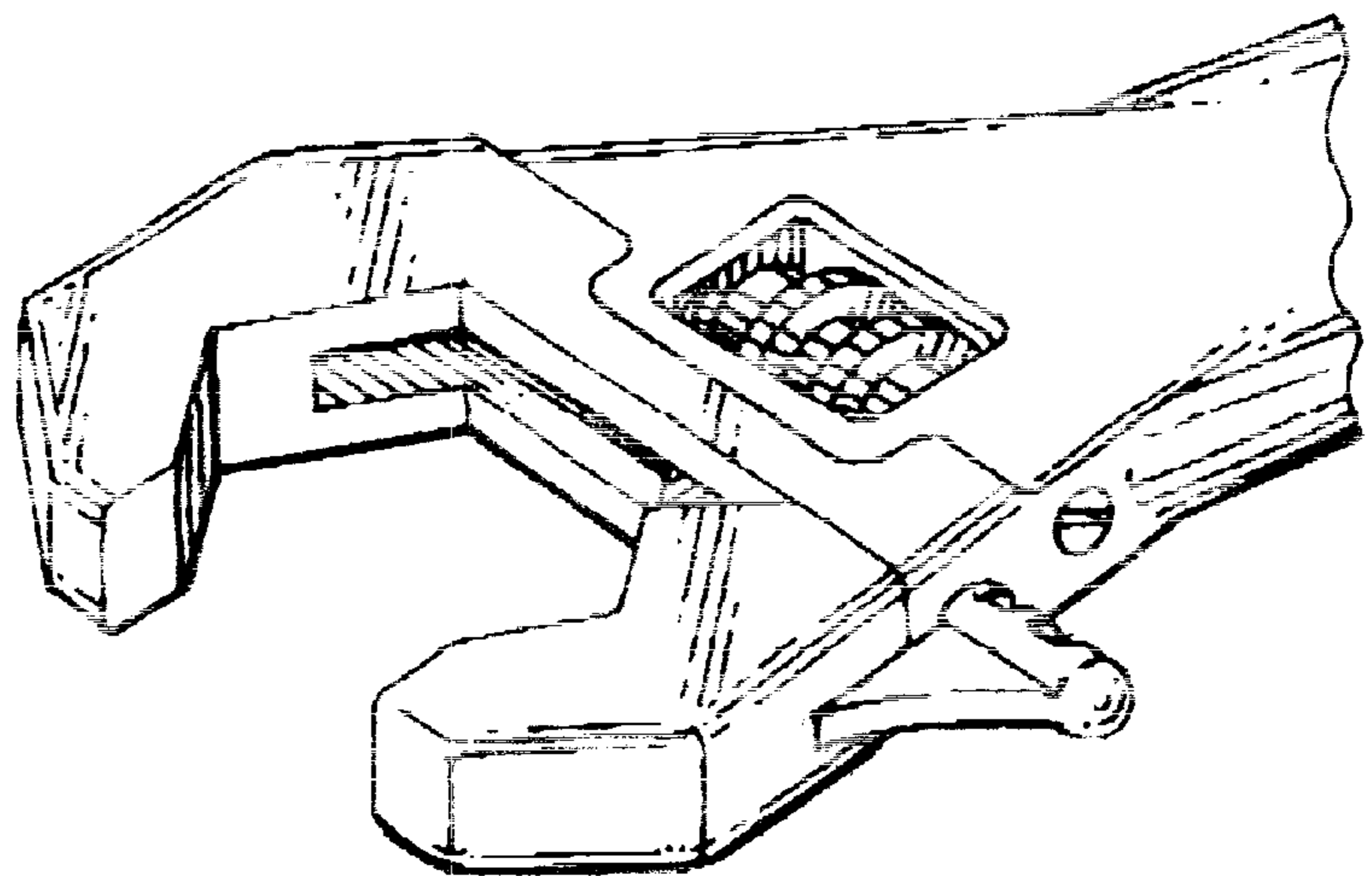


FIG. 5