



US00D461380S

(12) **United States Design Patent**
Law

(10) **Patent No.:** **US D461,380 S**

(45) **Date of Patent:** **** Aug. 13, 2002**

(54) **FOOD CUTTER**

(76) **Inventor:** **Yung Kai Law**, Block C & D 14th
Floor, Yick Shiu Industrial Building, 1
San on Street, Tuen Mun, N.T. (HK)

(**) **Term:** **14 Years**

(21) **Appl. No.:** **29/146,583**

(22) **Filed:** **Aug. 10, 2001**

(30) **Foreign Application Priority Data**

Feb. 15, 2001 (GB) 2099539

(51) **LOC (7) Cl.** **07-06**

(52) **U.S. Cl.** **D7/694**

(58) **Field of Search** D7/694; D8/98;
D3/18; 30/306, 307, 319, 314, 315, 292,
299; 16/110.1, 430, 431

(56) **References Cited**

U.S. PATENT DOCUMENTS

482,830 A * 9/1892 Morgan 30/319

900,300 A * 10/1908 Nicolas 30/319 X
D318,209 S * 7/1991 Boxman D7/694
5,101,564 A * 4/1992 Melter 30/319

* cited by examiner

Primary Examiner—Terry A. Wallace
(74) *Attorney, Agent, or Firm*—Carmody & Torrance LLP

(57) **CLAIM**

The ornamental design for a food cutter, as shown and described.

DESCRIPTION


FIGS. 1 and 2 are perspective views of a food cutter showing my new design;

FIG. 3 is a right side view thereof, the left side view is identical to the right side view in mirror image;

FIG. 4 is a bottom plan view thereof; and,

FIG. 5 is a top plan view thereof.

1 Claim, 2 Drawing Sheets






FIG. 1




FIG. 2

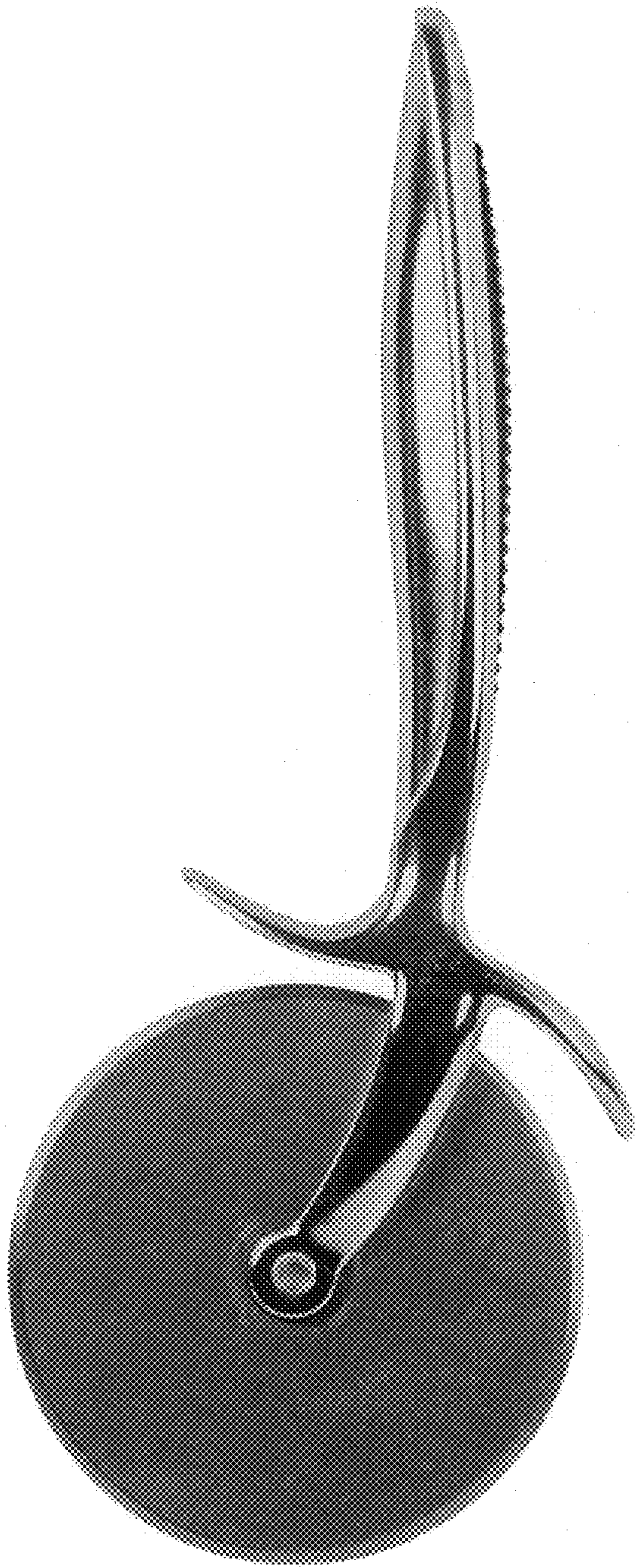


FIG. 3

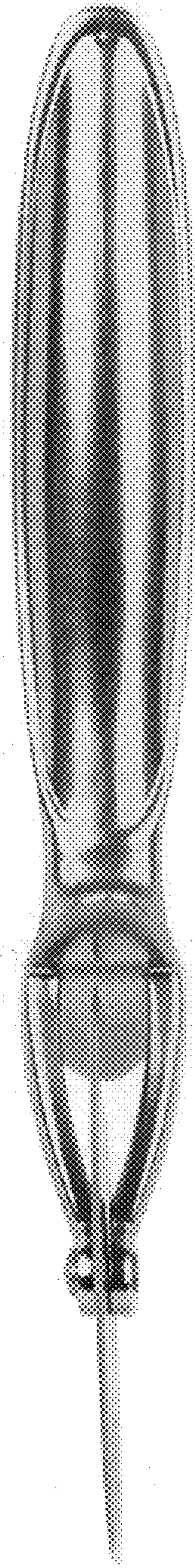


FIG. 4

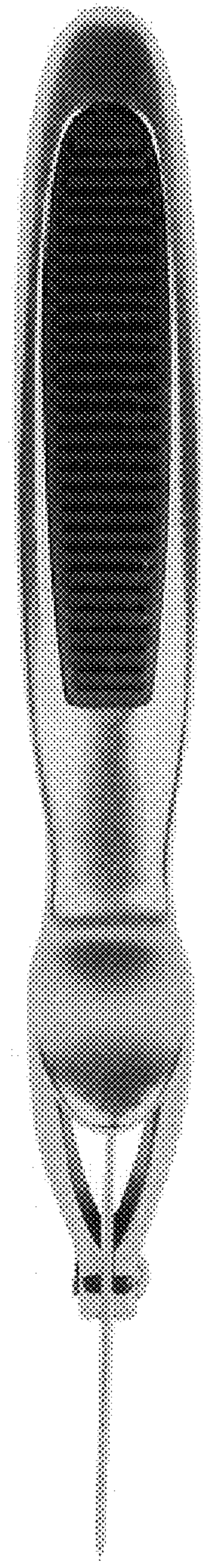


FIG. 5