



US00D461377S

(12) **United States Design Patent**  
**Law**

(10) **Patent No.:** **US D461,377 S**

(45) **Date of Patent:** **\*\* Aug. 13, 2002**

(54) **NUT CRACKER**

2,379,121 A \* 6/1945 Via ..... 30/120.3  
5,233,747 A \* 8/1993 Johnson ..... 30/120.3

(76) Inventor: **Yung Kai Law**, Block C & D 14<sup>th</sup>  
Floor Yiok Shiu Industrial Building 1  
San on Street, Tuen Mun (HK)

\* cited by examiner

(\*\*) Term: **14 Years**

*Primary Examiner*—Terry A. Wallace  
(74) *Attorney, Agent, or Firm*—Carmody & Torrance LLP

(21) Appl. No.: **29/146,538**

(57) **CLAIM**

(22) Filed: **Aug. 10, 2001**

The ornamental design for a nut cracker, as shown and described.

(30) **Foreign Application Priority Data**

Feb. 15, 2001 (GB) ..... 2099538

**DESCRIPTION**

(51) **LOC (7) Cl.** ..... **07-06**

(52) **U.S. Cl.** ..... **D7/680**

(58) **Field of Search** ..... D7/680; D8/51,  
D8/52, 55; 30/120.1–120.5; 99/580, 581,  
578; 100/234; 16/110.1, 430, 431

FIGS. 1, 2, 3 and 4 are perspective views of a nut cracker, in varying positions of opening, showing my new design;

FIG. 5 is a first side view thereof, the opposite side view is identical to the first side view in mirror image; and,


FIG. 6 is a top plan view thereof; the bottom plan view is identical to the top plan view in mirror image.

(56) **References Cited**

**U.S. PATENT DOCUMENTS**

508,355 A \* 11/1893 Streeter et al. .... 30/120.3

**1 Claim, 3 Drawing Sheets**






FIG. 1




FIG. 2



FIG. 3

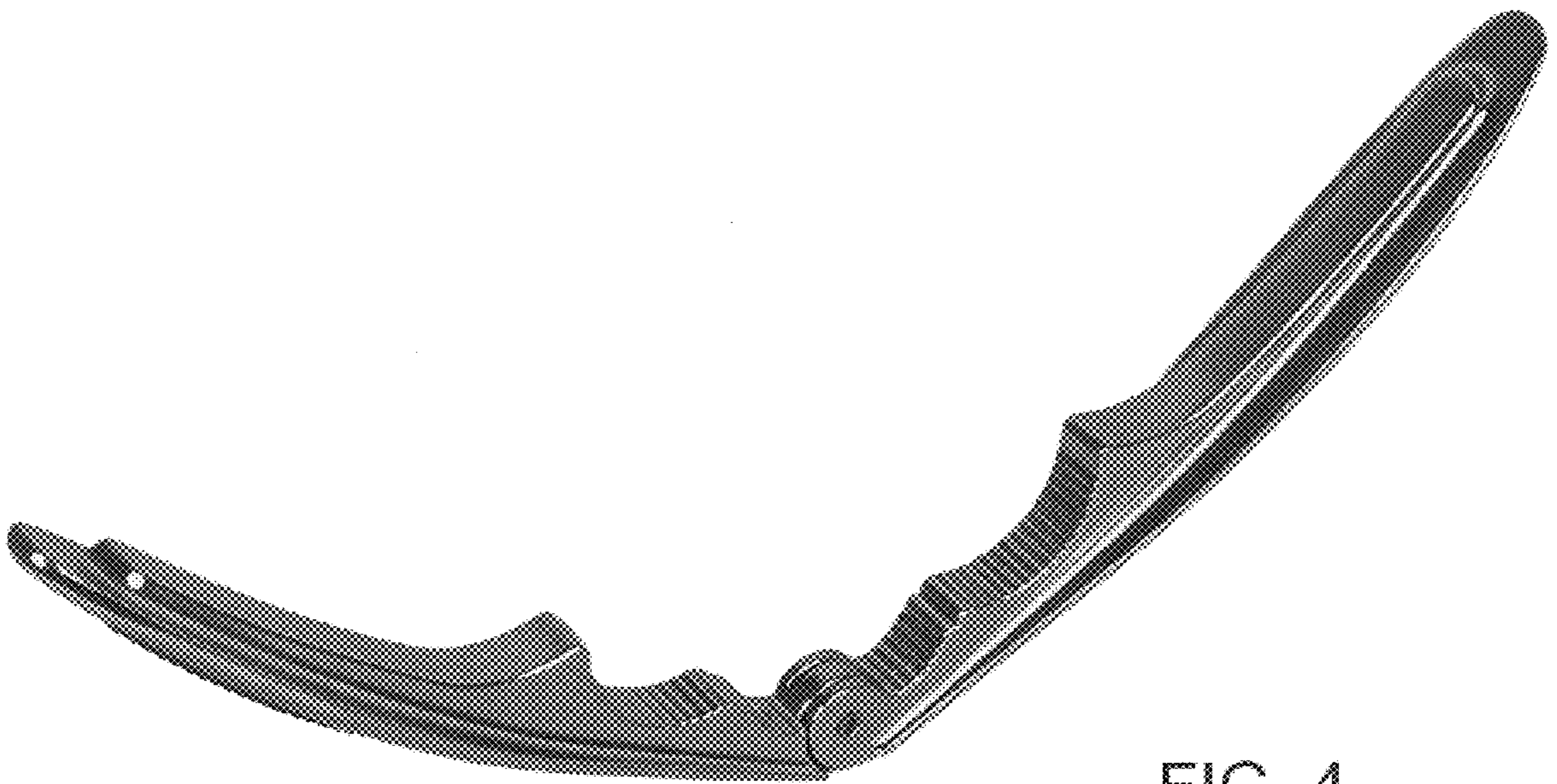


FIG. 4




FIG. 5




FIG. 6