



US00D461373S

(12) **United States Design Patent**
Sylva et al.

(10) **Patent No.:** **US D461,373 S**

(45) **Date of Patent:** **** Aug. 13, 2002**

(54) **CHOPPER KNIFE**

(75) Inventors: **George R. Sylva**, Ventura, CA (US);
Sue N. Schwartz, Highland Park, IL (US)

(73) Assignee: **ebrands commerce group, llc**, Los Angeles, CA (US)

(**) Term: **14 Years**

4,184,248 A	1/1980	Wolfe	30/340
D256,086 S	* 7/1980	Seibel	D7/649
D268,694 S	4/1983	Liukko et al.	D22/118
4,380,122 A	4/1983	Jagger	30/343
4,574,431 A	* 3/1986	Colling	452/137
5,297,345 A	3/1994	Jaakola	30/348
D348,380 S	* 7/1994	Allen	D7/649
5,448,833 A	* 9/1995	Coon	30/142
D435,199 S	* 12/2000	Cohen et al.	D7/649
D439,806 S	4/2001	Juhlin et al.	D7/650

(21) Appl. No.: **29/158,553**
(22) Filed: **Apr. 5, 2002**
(51) **LOC (7) Cl.** **07-03**
(52) **U.S. Cl.** **D7/649**
(58) **Field of Search** D7/649, 650, 652,
D7/401.2; 30/142, 147-150, 298.4, 329,
339, 340, 342-346; 452/137

OTHER PUBLICATIONS

Miracle Blade III Website excerpts, www.miracleblade.com, copyright 2002, printed Mar. 27, 2002.

* cited by examiner

Primary Examiner—Caron D. Veynar
(74) *Attorney, Agent, or Firm*—Daniel M. Cislo, Esq.; Cislo & Thomas, LLP

(56) **References Cited**

U.S. PATENT DOCUMENTS

108,141 A	10/1870	Houseman et al.	
649,059 A	5/1900	Kern	
682,938 A	9/1901	Ingram	
2,315,898 A	4/1943	Krilow	30/351
2,338,007 A	12/1943	Morris	30/351
2,448,383 A	8/1948	Mathaus	30/304
2,520,355 A	8/1950	Bell	30/340
D162,777 S	4/1951	Berger et al.	D7/650
D169,413 S	* 4/1953	Bordelon	D7/649
D177,743 S	5/1956	Marx	D7/650
3,086,286 A	4/1963	Faller	30/24
3,986,260 A	* 10/1976	Whiteford	30/298.4

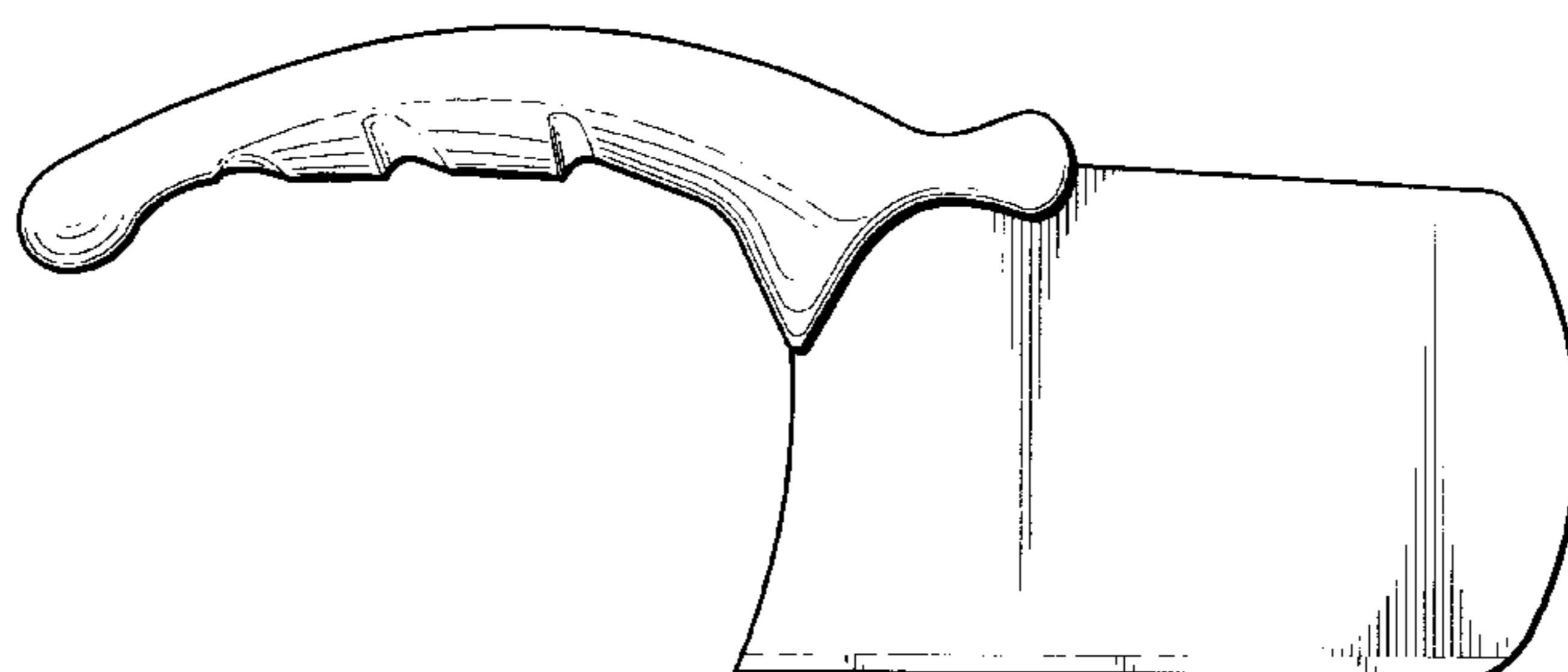
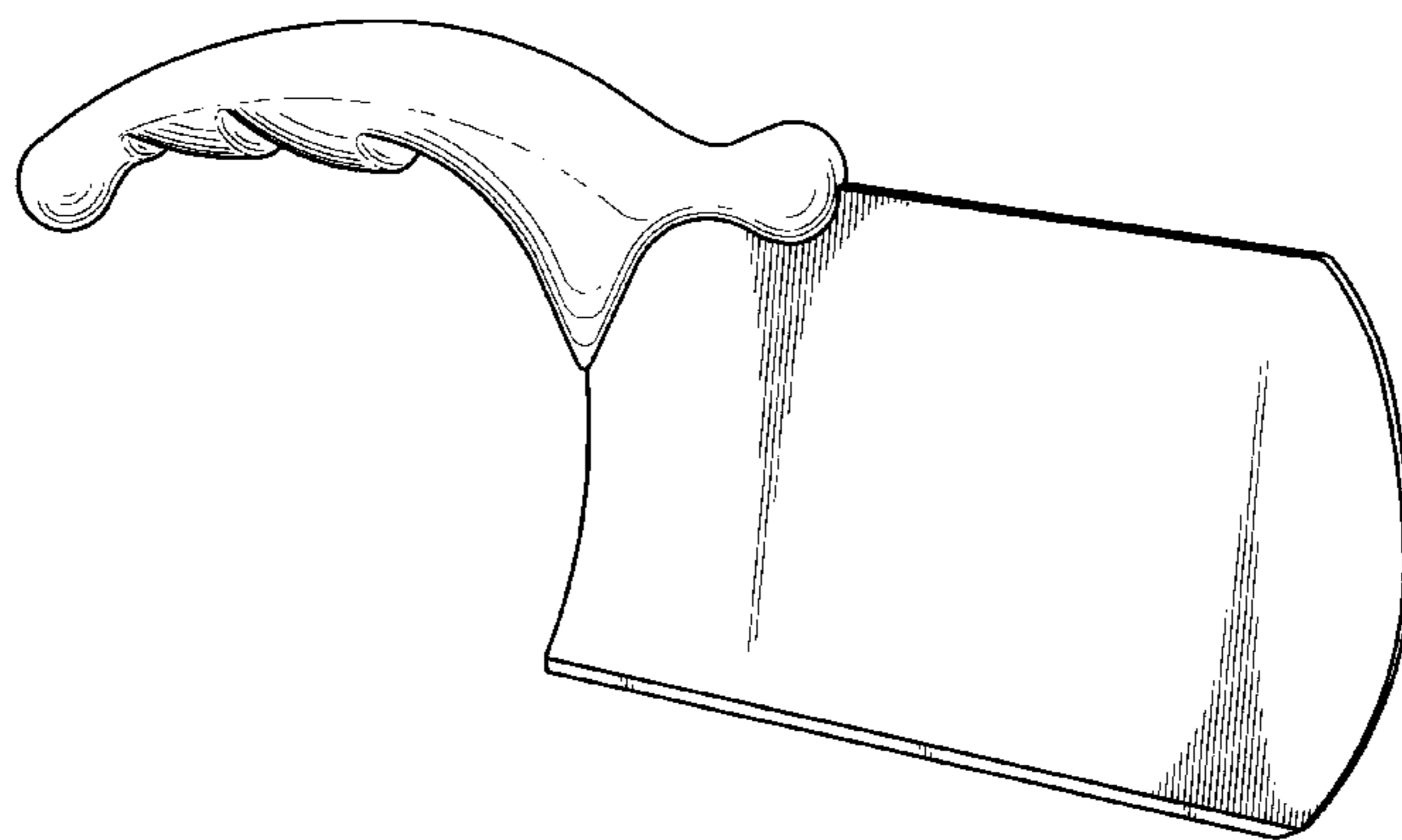
(57) **CLAIM**

The ornamental design for a chopper knife, as shown and described.

DESCRIPTION

FIG. 1. Is a perspective view of our chopper knife;
FIG. 2. Is a front view thereof;
FIG. 3. Is a right side elevational view thereof;
FIG. 4. Is a rear view thereof;
FIG. 5. Is a left side elevational view thereof;
FIG. 6. Is a top view thereof; and,
FIG. 7. Is a bottom view thereof.

1 Claim, 2 Drawing Sheets



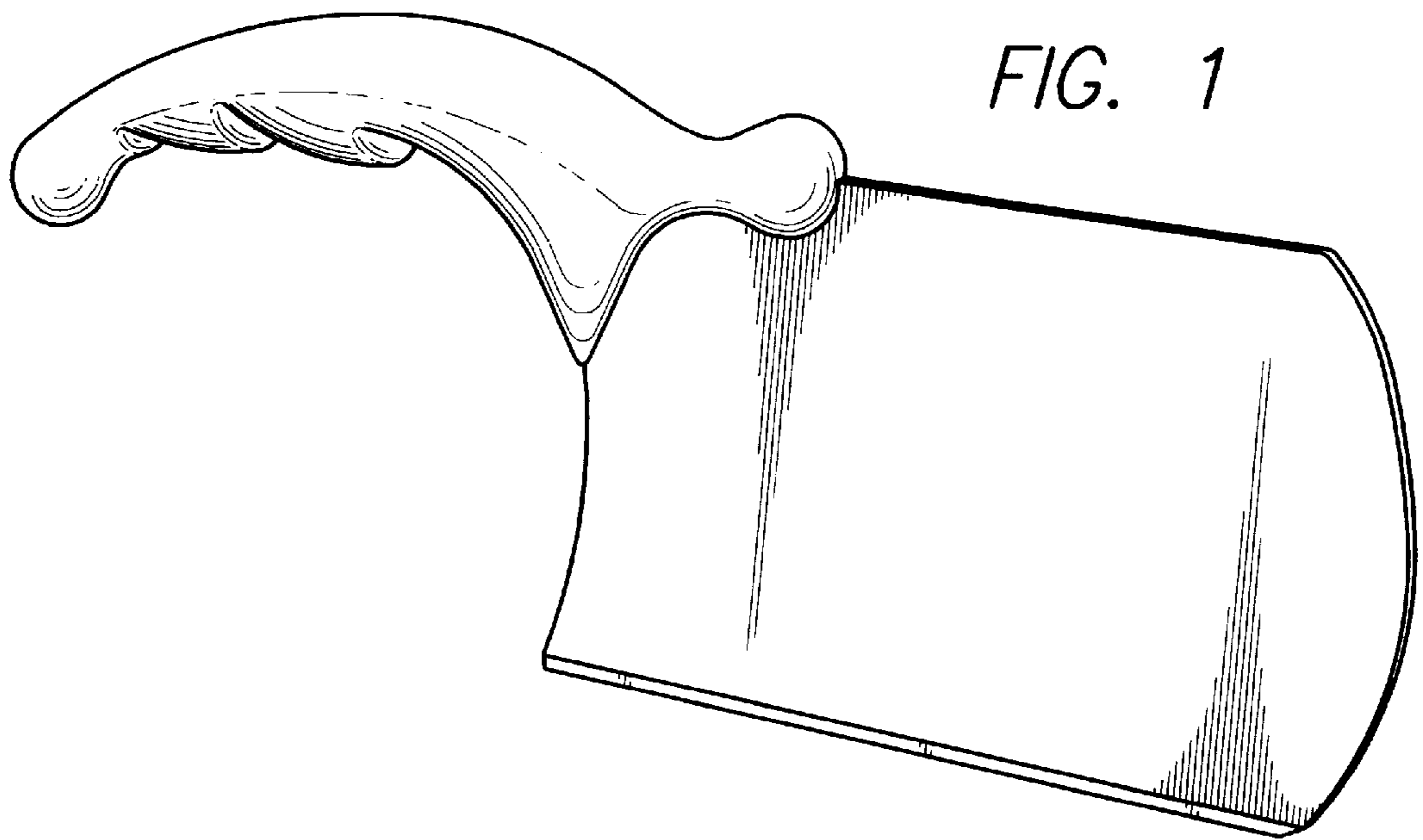


FIG. 1

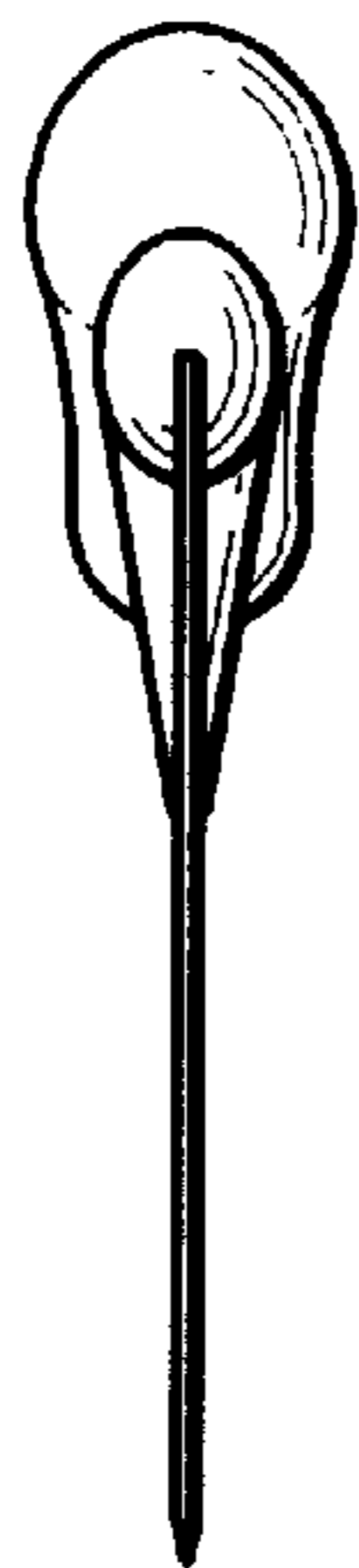


FIG. 2

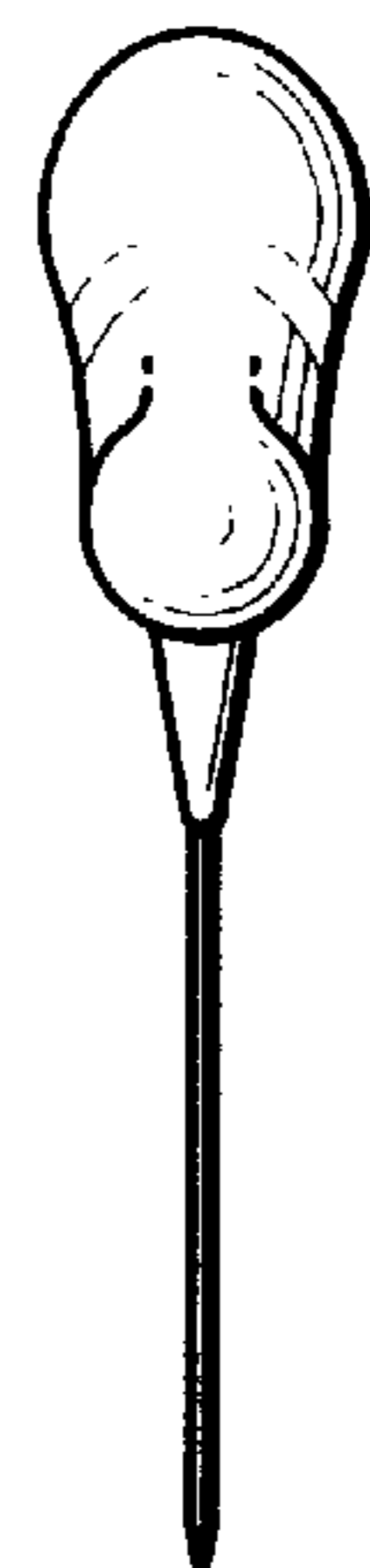


FIG. 4

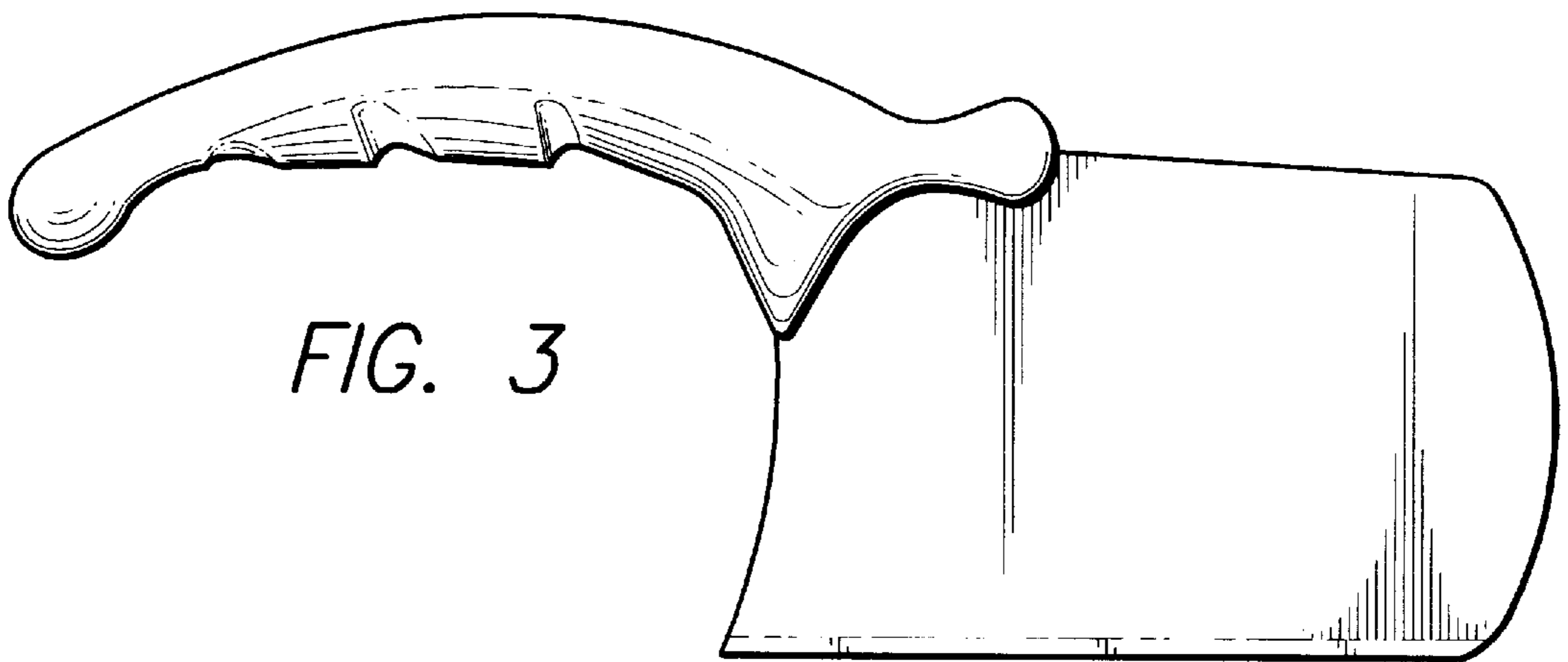


FIG. 3

FIG. 5

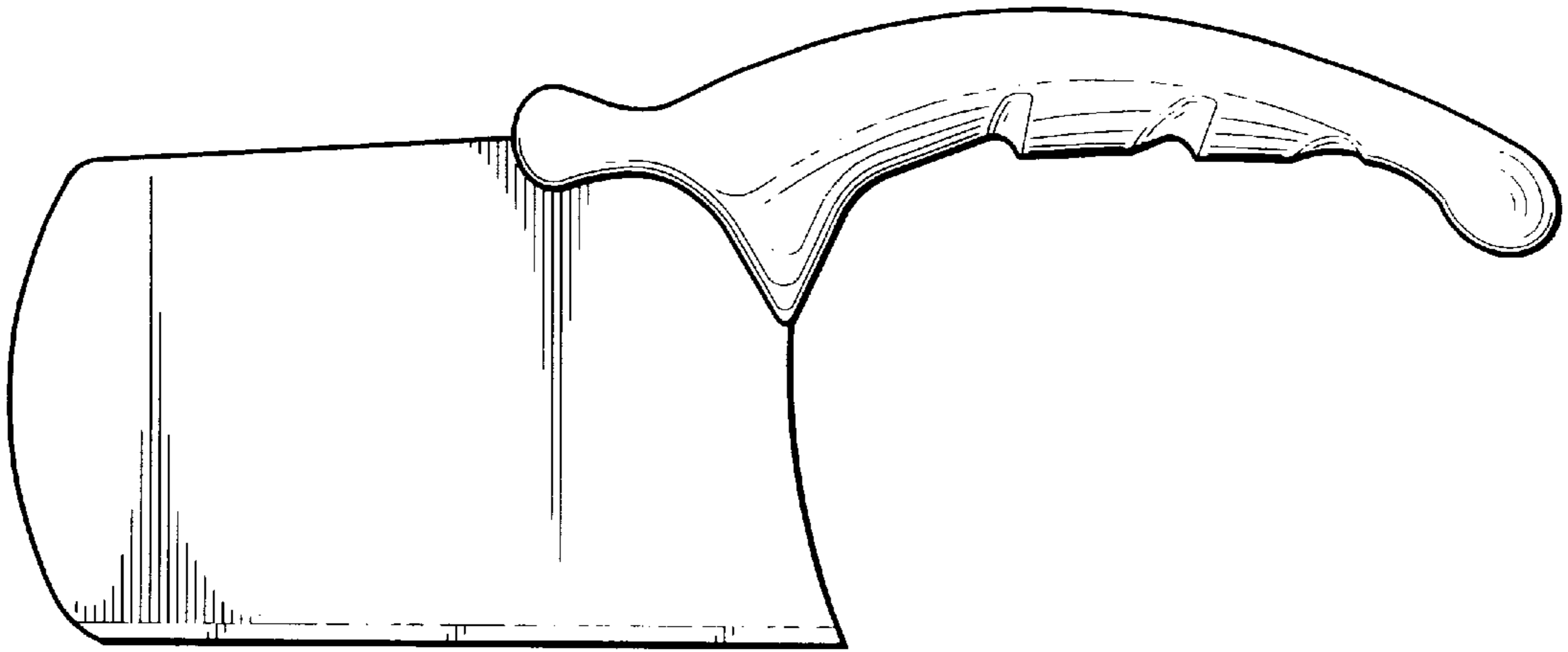


FIG. 6



FIG. 7