



US00D461363S

(12) **United States Design Patent**
Law

(10) **Patent No.:** **US D461,363 S**

(45) **Date of Patent:** **** Aug. 13, 2002**

(54) **HANDLE PRIMARILY FOR KITCHEN
UTENSILS**

D392,151 S * 3/1998 Munari D7/395
D448,973 S * 10/2001 Hay et al. D7/395

(76) **Inventor:** **Yung Kai Law**, Block C & D 14th
Floor, Yick Shiu Industrial Building, 1
San on Street, Tuen Mun, N.T. (HK)

* cited by examiner

(**) **Term:** **14 Years**

Primary Examiner—Terry A. Wallace

(74) *Attorney, Agent, or Firm*—Carmody & Torrance LLP

(21) **Appl. No.:** **29/146,580**

(22) **Filed:** **Aug. 10, 2001**

(30) **Foreign Application Priority Data**

May 4, 2001 (GB) 2101623

(51) **LOC (7) Cl.** **07-06**

(52) **U.S. Cl.** **D7/395**

(58) **Field of Search** D7/393-395, 681-695,
D7/401.2, 354-361; 16/110.1, 430, 431;
D8/107

(56) **References Cited**

U.S. PATENT DOCUMENTS

D191,876 S * 12/1961 Hvale D7/395

(57) **CLAIM**

The ornamental design for a handle primarily for kitchen utensils, as shown and described.

DESCRIPTION


FIGS. 1, 2 and 6 are perspective views of a handle primarily for kitchen utensils showing my new design;

FIG. 3 is a top plan view thereof;

FIG. 4 is a bottom plan view thereof; and,

FIG. 5 is a left side view thereof, the right side view is identical to the left side view in mirror image.

1 Claim, 2 Drawing Sheets






FIG. 1




FIG. 2




FIG. 3




FIG. 4




FIG. 5




FIG. 6