



US00D461354S

(12) **United States Design Patent** (10) **Patent No.:** **US D461,354 S**
Hoke (45) **Date of Patent:** **** Aug. 13, 2002**

(54) **COMPARTMENTED FRAME**

(57) **CLAIM**

(76) Inventor: **Charlie Hoke**, 1590 Rock Ridge Rd.,
Allen, TX (US) 75002

The ornamental design for the compartmented frame, as
shown and described.

(**) Term: **14 Years**

DESCRIPTION

(21) Appl. No.: **29/140,609**

(22) Filed: **Apr. 19, 2001**

(51) **LOC (7) Cl.** **06-04**

(52) **U.S. Cl.** **D6/559**

(58) **Field of Search** D6/553, 559, 560,
D6/561; 312/242, 245, 249.1

(56) **References Cited**

U.S. PATENT DOCUMENTS

D376,286 S * 12/1996 Duarte D6/559
D403,534 S * 1/1999 Gregory et al. D6/559 X
D418,348 S * 1/2000 Thibadeau D6/559
D436,481 S * 1/2001 Harwanko D6/559

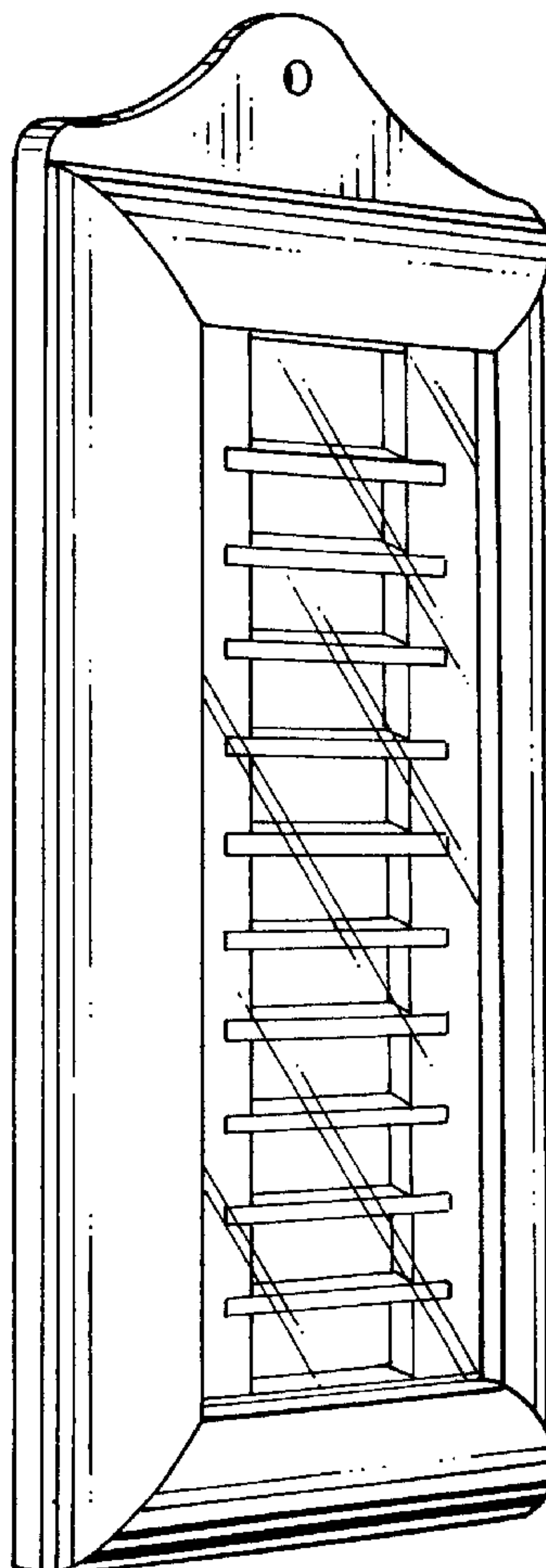
* cited by examiner

Primary Examiner—Brian N. Vinson

(74) *Attorney, Agent, or Firm*—Steven W. Smith

FIG. 1 is a perspective view of the compartmented frame of
the present invention;
FIG. 2 is a front elevational view of the compartmented
frame of the present invention;
FIG. 3 is a rear elevational view of the compartmented frame
of the present invention;
FIG. 4 is a right side elevational view of the compartmented
frame of the present invention;
FIG. 5 is a left side elevational view of the compartmented
frame of the present invention;
FIG. 6 is a top plan view of the compartmented frame of the
present invention;
FIG. 7 is a bottom plan view of the compartmented frame of
the present invention; and,
FIG. 8 is a front elevational view of the compartmented
frame of the present invention with the broken-line disclo-
sure of labels and spheres being for illustrative purposes
only and forming no part of the claimed design.

1 Claim, 4 Drawing Sheets



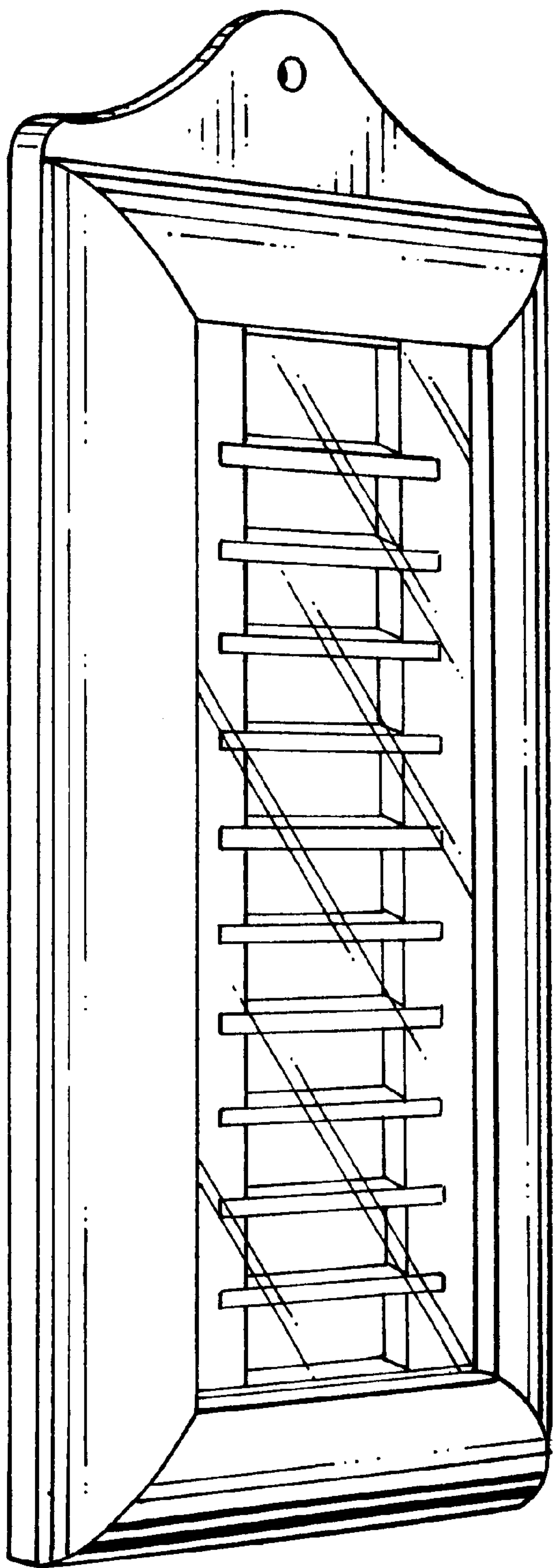


FIG. 1

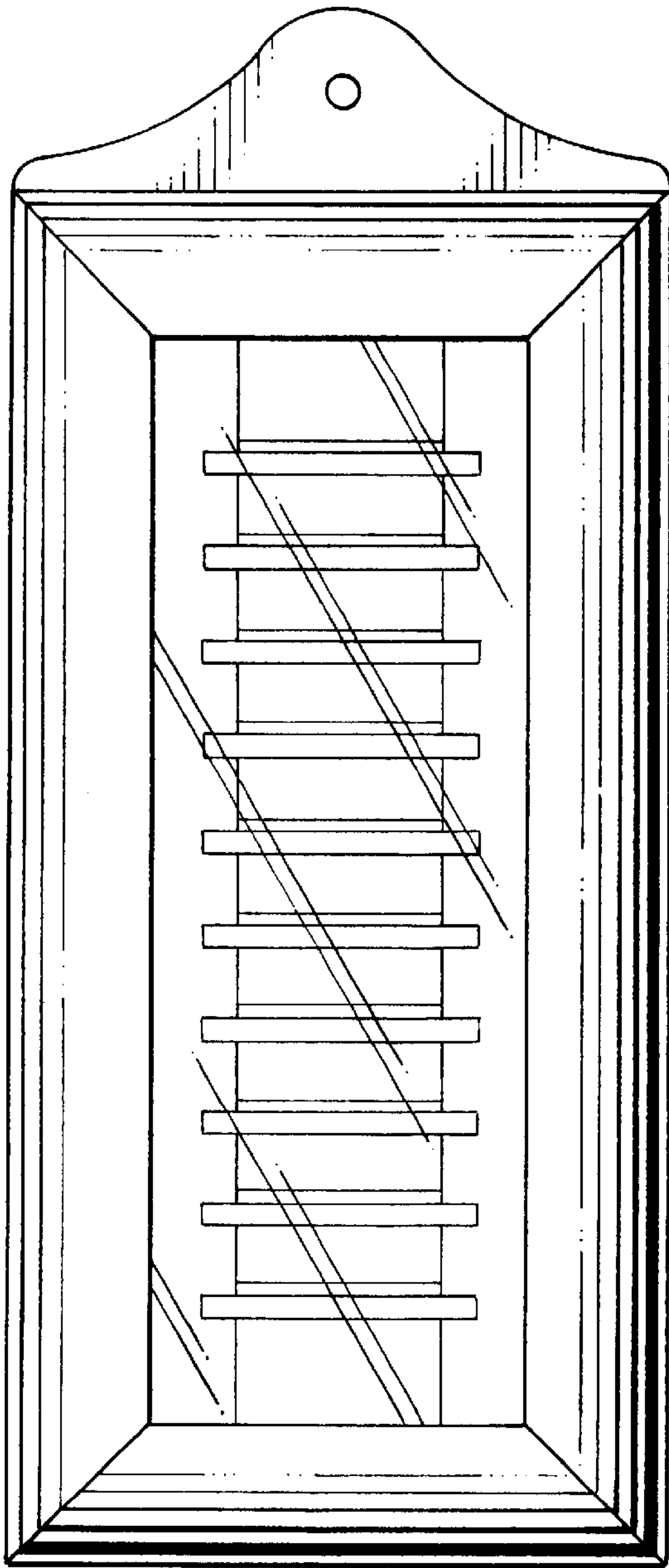


FIG. 2

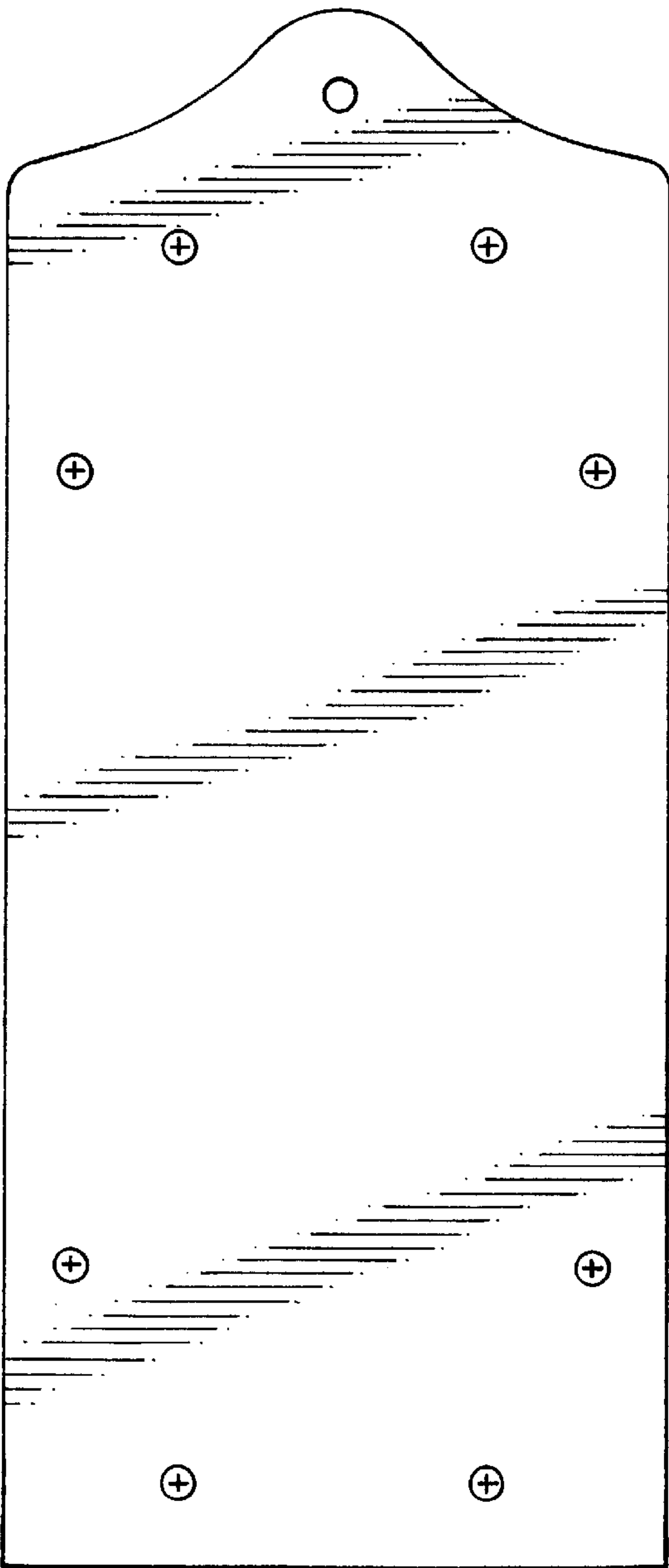


FIG. 3

FIG. 4




FIG. 5





FIG. 6




FIG. 7

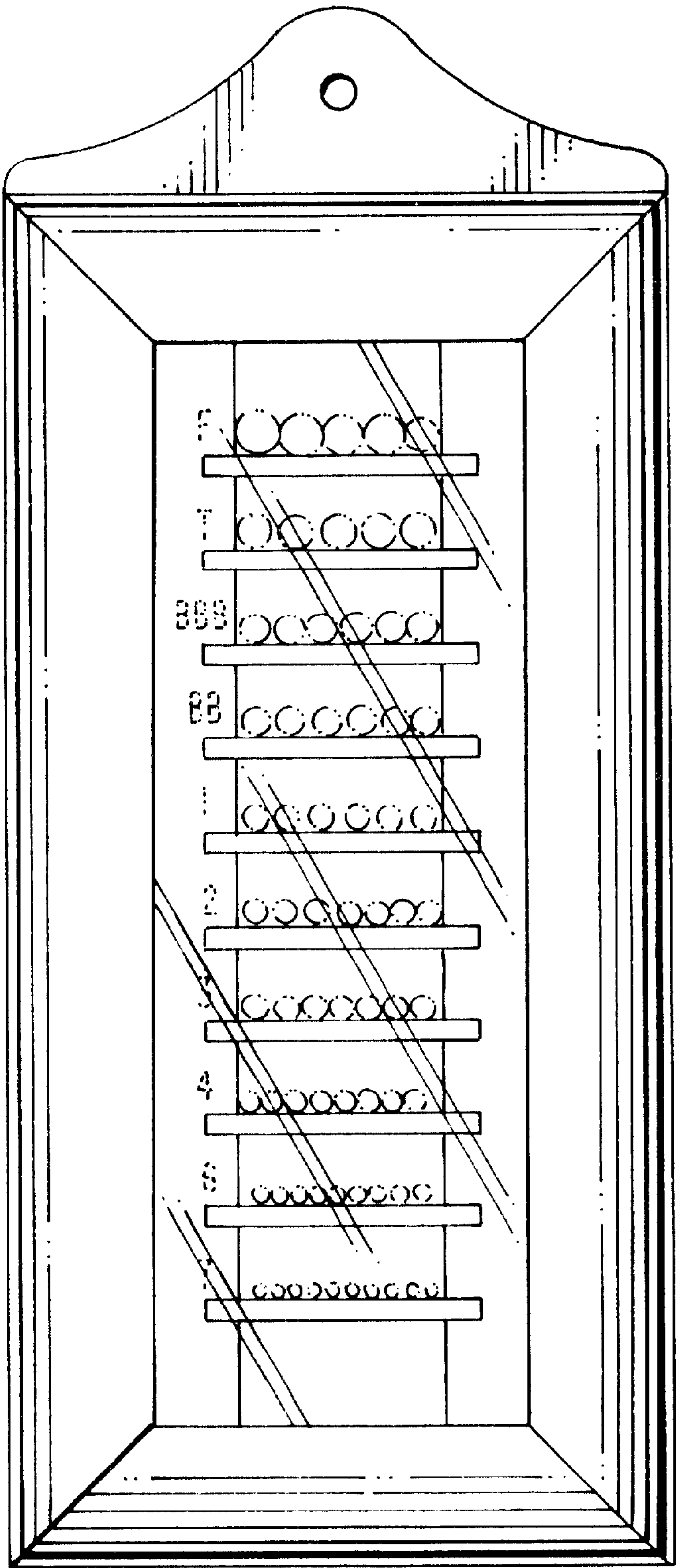


FIG. 8