



US00D461329S

(12) **United States Design Patent**  
**Liu**

(10) **Patent No.:** **US D461,329 S**

(45) **Date of Patent:** **\*\* Aug. 13, 2002**

(54) **HAMMOCK FRAME**

D394,356 S \* 5/1998 Chen ..... D6/361

\* cited by examiner

(76) Inventor: **Lausan Chung-Hsin Liu**, No. 243,  
Chien-Kuo Rd., Hsin-Tien City, Taipei  
Hsien (TW)

*Primary Examiner*—Janice E. Seeger  
(74) *Attorney, Agent, or Firm*—Bacon & Thomas, PLLC

(\*\*) Term: **14 Years**

(57) **CLAIM**

(21) Appl. No.: **29/144,879**

The ornamental design for a hammock frame, as shown and described.

(22) Filed: **Jul. 13, 2001**

**DESCRIPTION**

(51) **LOC (7) Cl.** ..... **06-06**

FIG. 1 is a perspective view of a hammock frame showing my new design thereof;

(52) **U.S. Cl.** ..... **D6/387**; D6/499

FIG. 2 is a right side elevational view;

(58) **Field of Search** ..... D6/382, 386, 387,  
D6/495, 499, 503, 361; 5/279.1, 280, 281,  
907, 120, 122, 124, 127, 130

FIG. 3 is a top plan view thereof;

FIG. 4 is a front side elevational view;

FIG. 5 is a bottom plan view thereof;

FIG. 6 is a left side elevational view; and,

FIG. 7 is a perspective view, the broken lines are for environmental purposes only and form no part of the claimed design.

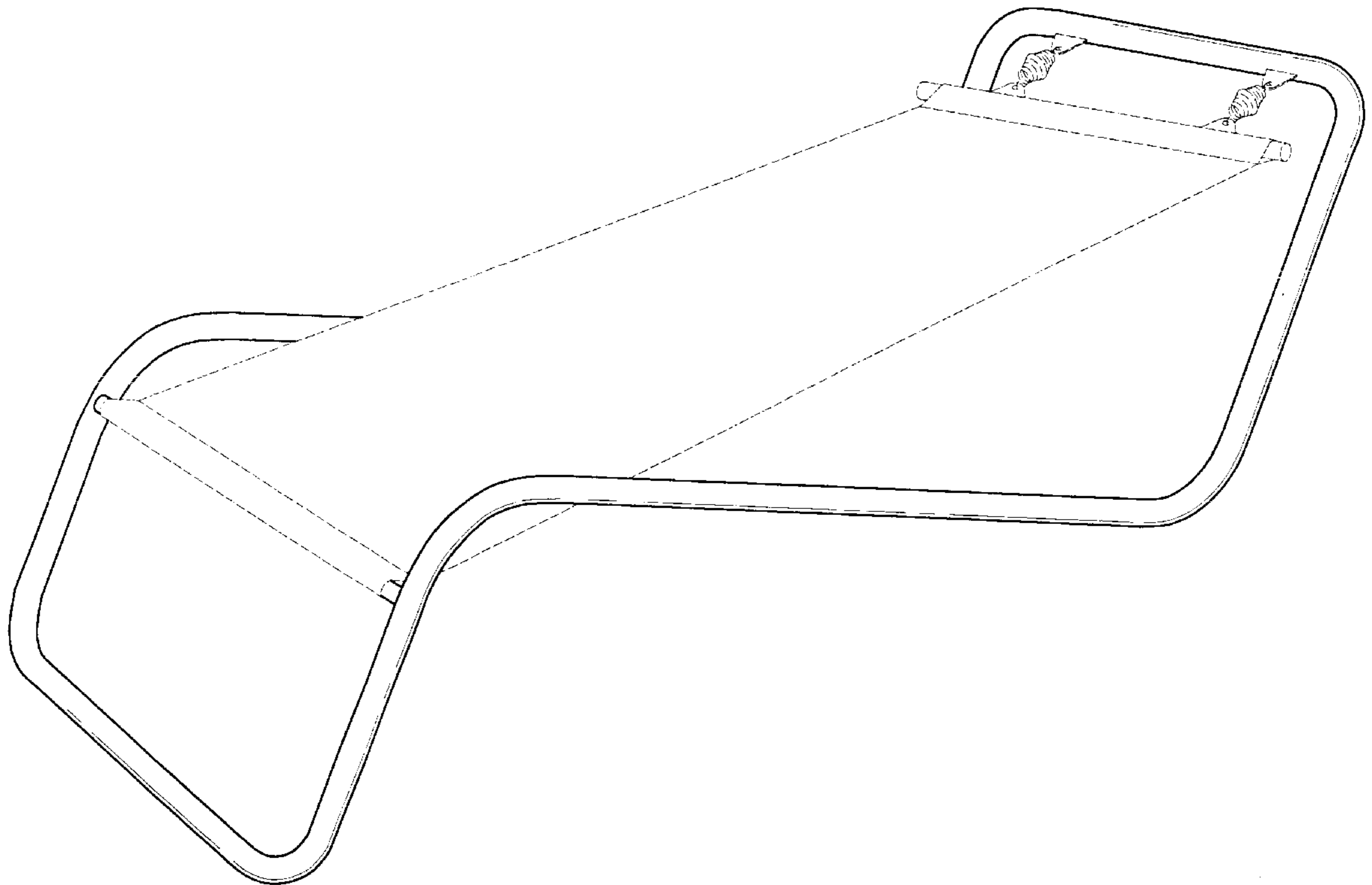
(56) **References Cited**

**U.S. PATENT DOCUMENTS**

D174,496 S \* 4/1955 Freedman et al. .... D6/361

D286,709 S \* 11/1986 Schultz ..... D6/361

**1 Claim, 6 Drawing Sheets**



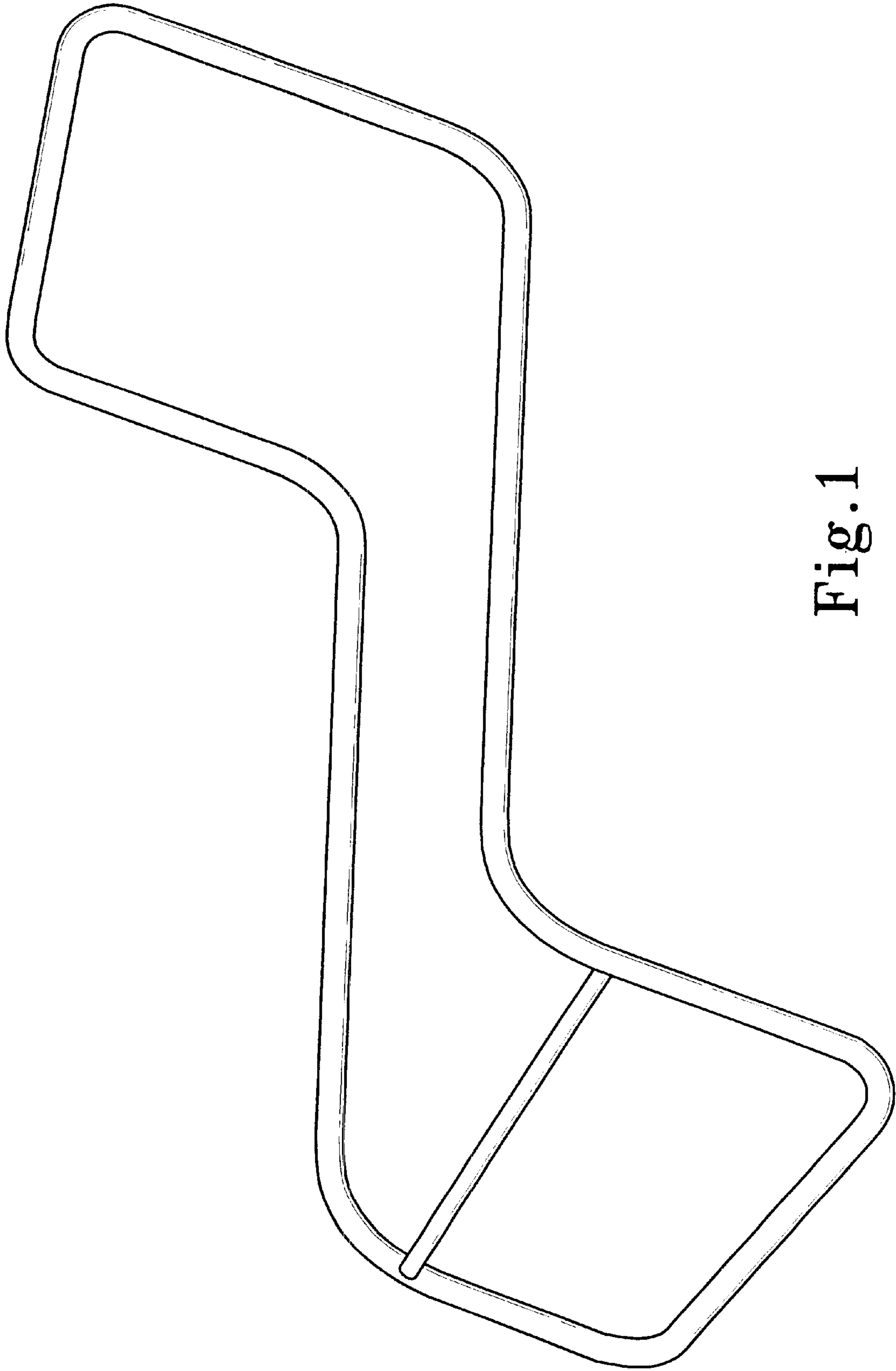


Fig. 1




Fig. 2




Fig. 6




Fig. 3

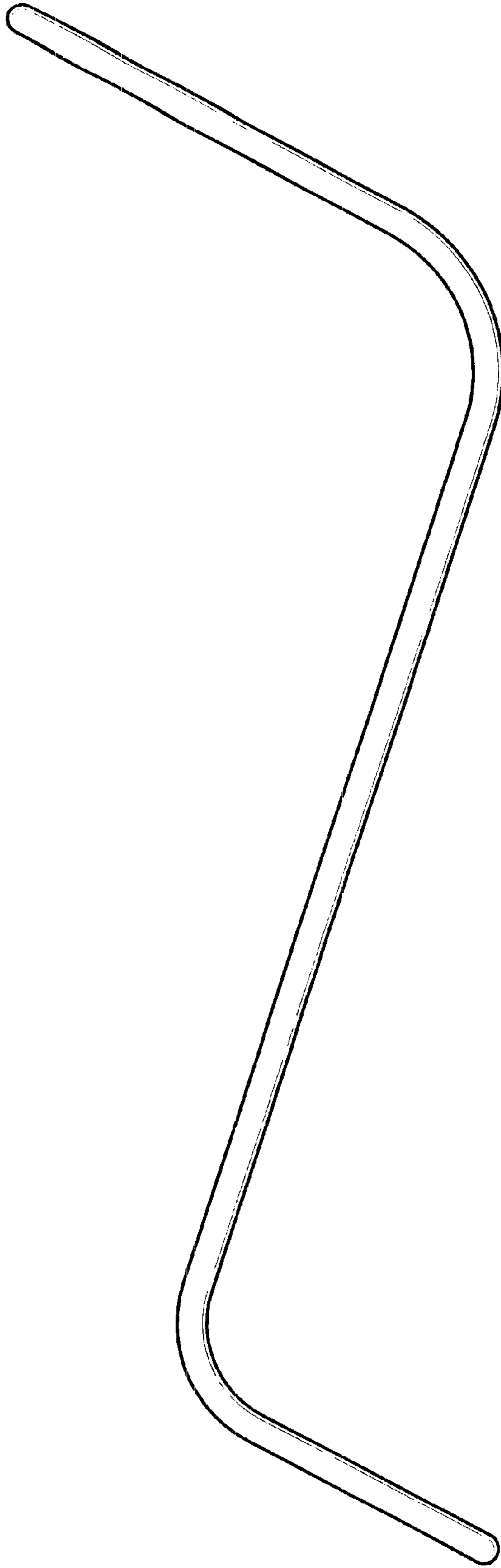


Fig. 4




Fig. 5

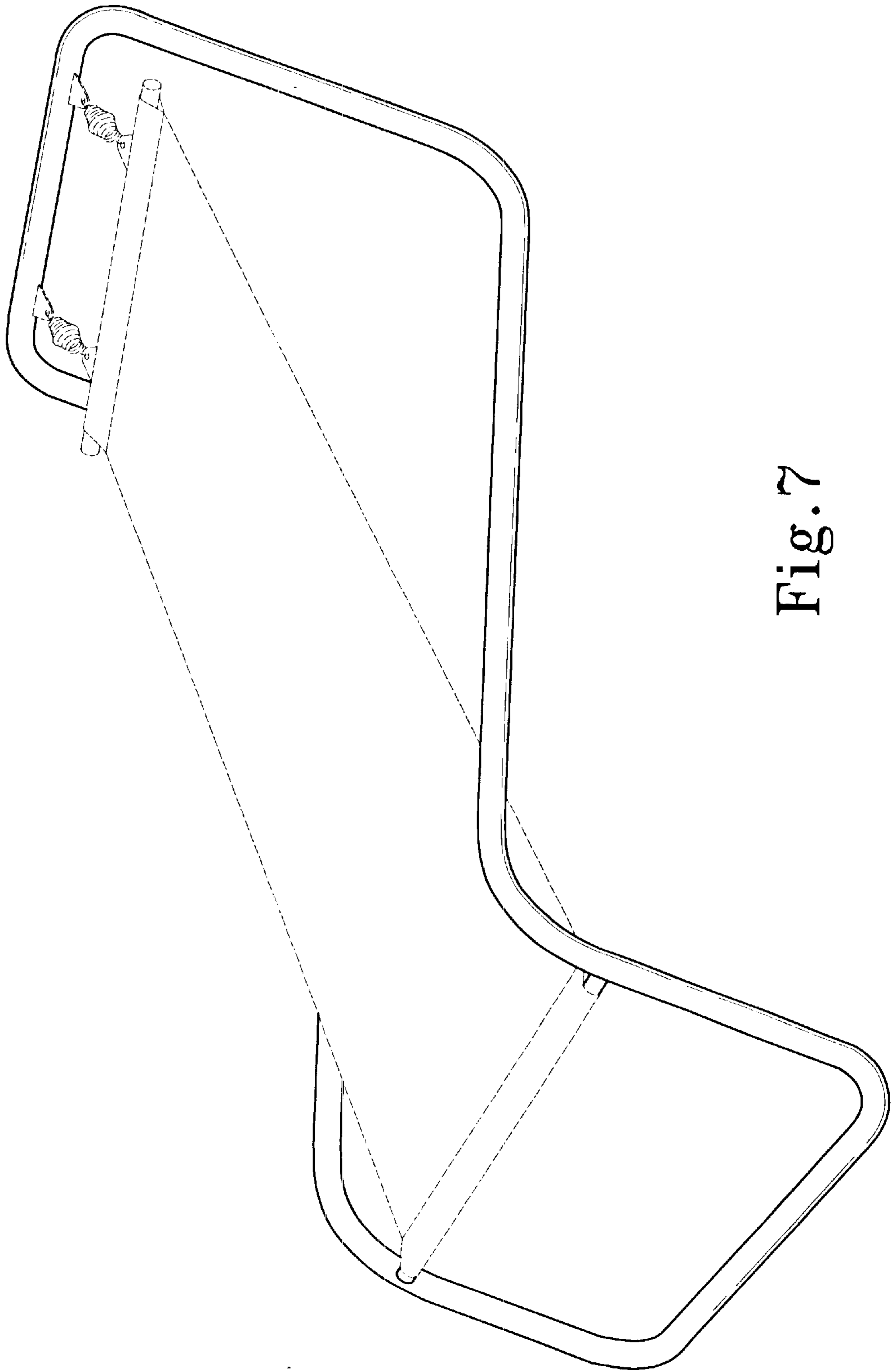


Fig. 7