



US00D461312S

(12) **United States Design Patent**
Proot et al.

(10) **Patent No.:** **US D461,312 S**

(45) **Date of Patent:** **** Aug. 13, 2002**

(54) **SNAP HOOK FOR A LUGGAGE CASE**

(75) Inventors: **Bart Proot**, Koekelare; **Clemens Van Himbeek**, Ronse, both of (BE)

(73) Assignee: **Samsonite Corporation**, Denver, CO (US)

(**) Term: **14 Years**

(21) Appl. No.: **29/124,028**

(22) Filed: **May 26, 2000**

(51) **LOC (7) Cl.** **03-01**

(52) **U.S. Cl.** **D3/328**; D8/356; D3/318

(58) **Field of Search** D3/328; D8/356, D8/367; 24/3.6, 165, 573.5, 185; D11/218

(56) **References Cited**

U.S. PATENT DOCUMENTS

- 4,443,917 A * 4/1984 Oddenino 24/239
- 4,516,418 A * 5/1985 Cuttler 70/456 R
- 4,577,374 A * 3/1986 Lii 24/165

- D345,688 S * 4/1994 McLean et al. D8/356
- D384,814 S * 10/1997 Romigialli D3/318
- D416,827 S * 11/1999 Anthony et al. D11/218
- D432,027 S * 10/2000 Fox et al. D10/31

* cited by examiner

Primary Examiner—Philip S. Hyder

(74) *Attorney, Agent, or Firm*—Gregory W. O'Connor

(57) **CLAIM**

The ornamental design for a snap hook for a luggage case, as shown and described.

DESCRIPTION

FIG. 1 is a front view of the snap hook for a luggage case embodying our new design, the back view being a mirror image thereof.

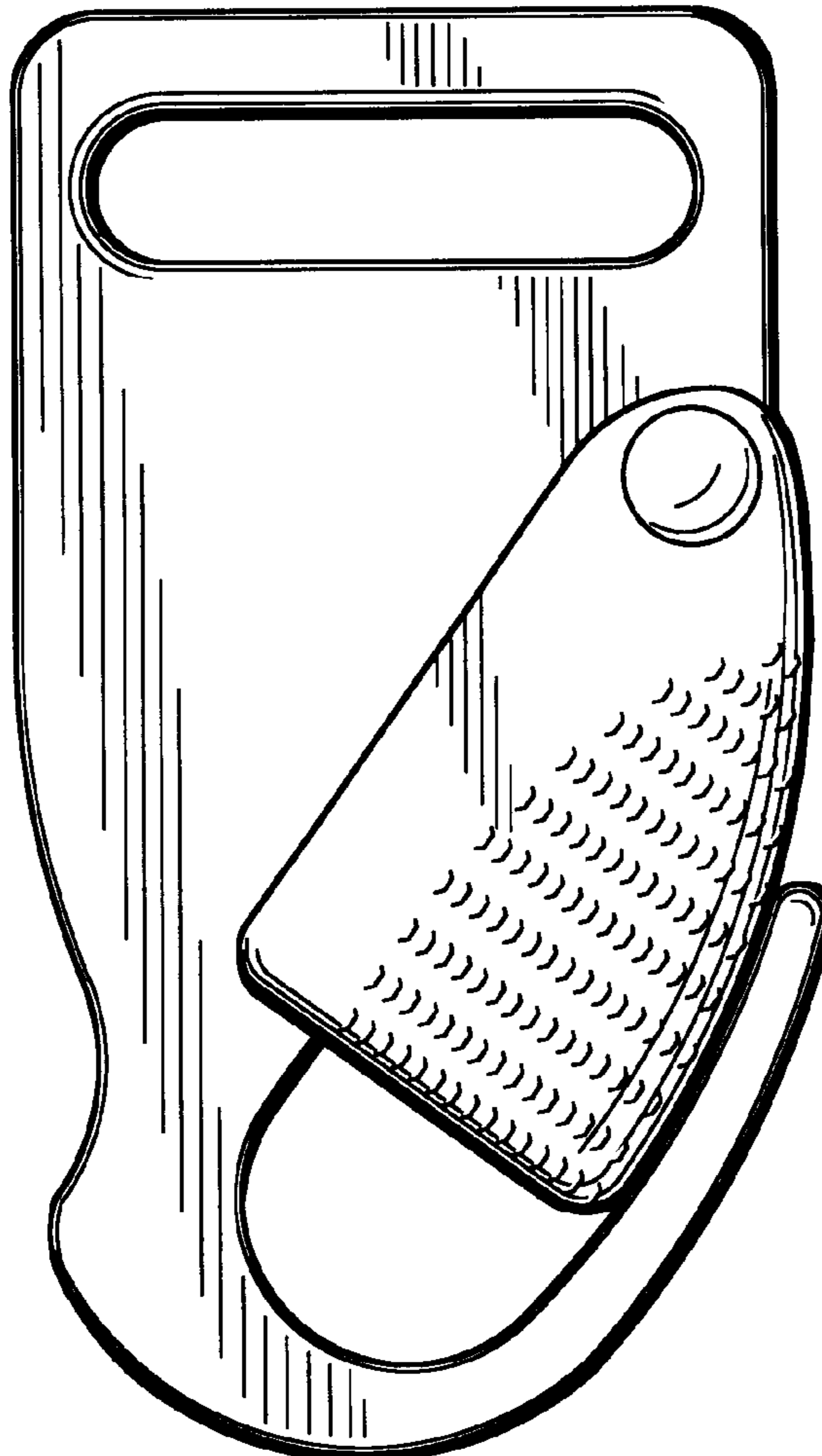
FIG. 2 is a right side view of the snap hook shown in FIG. 1.

FIG. 3 is a left side view thereof.

FIG. 4 is a top view thereof; and,

FIG. 5 is a bottom view thereof.

1 Claim, 2 Drawing Sheets



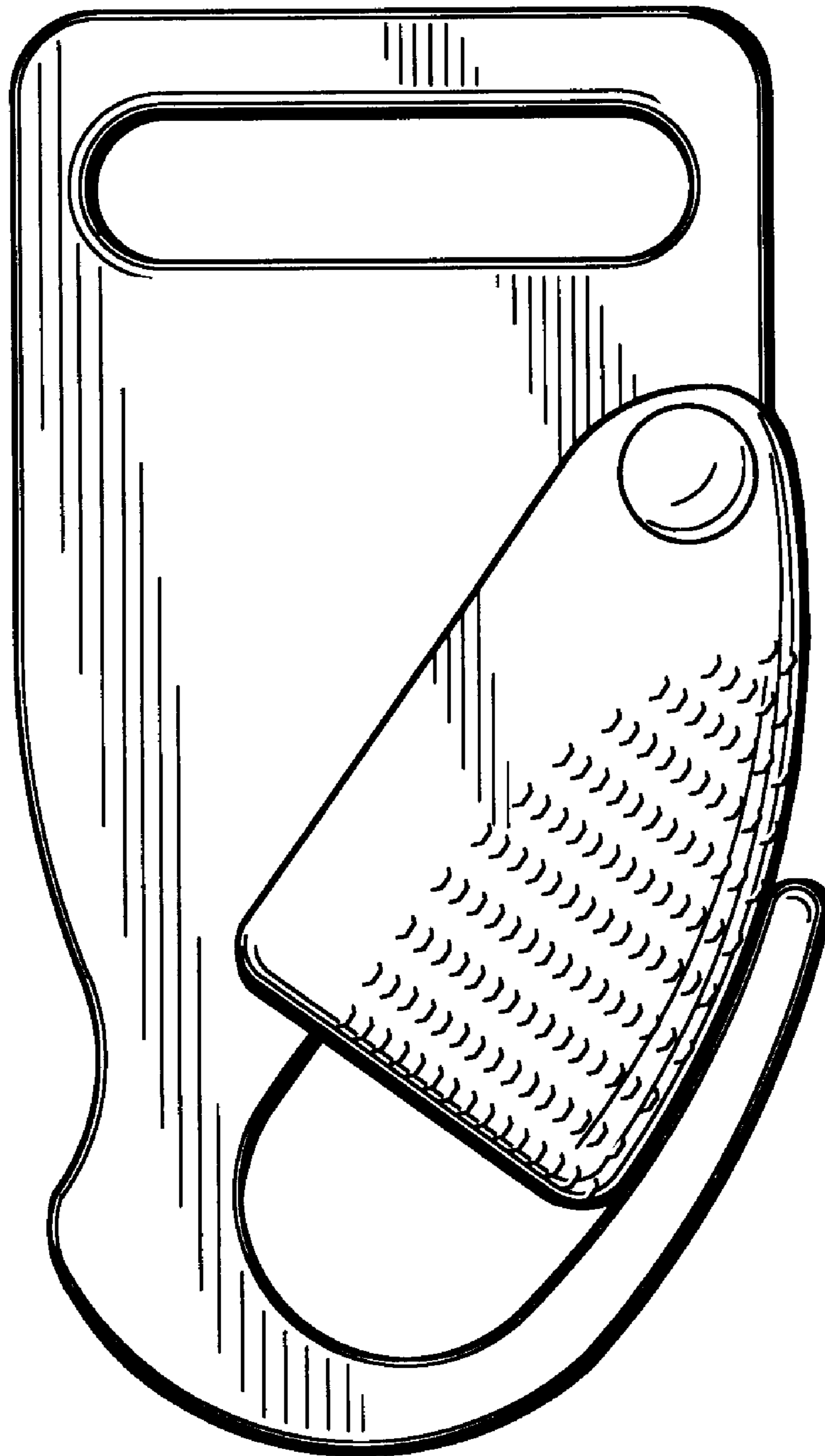


Figure 1

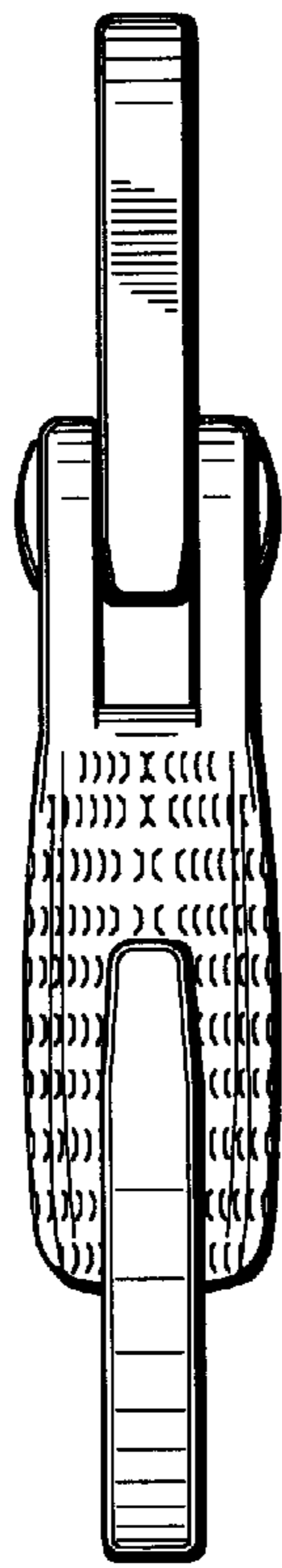


Figure 2

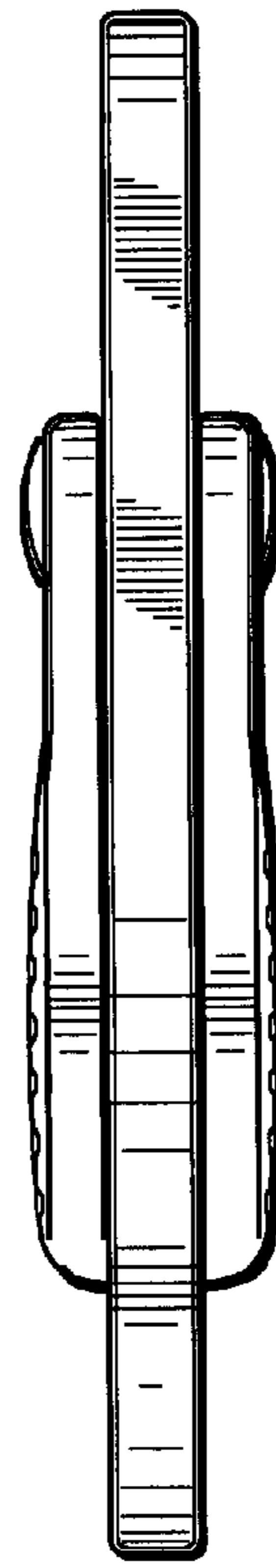


Figure 3

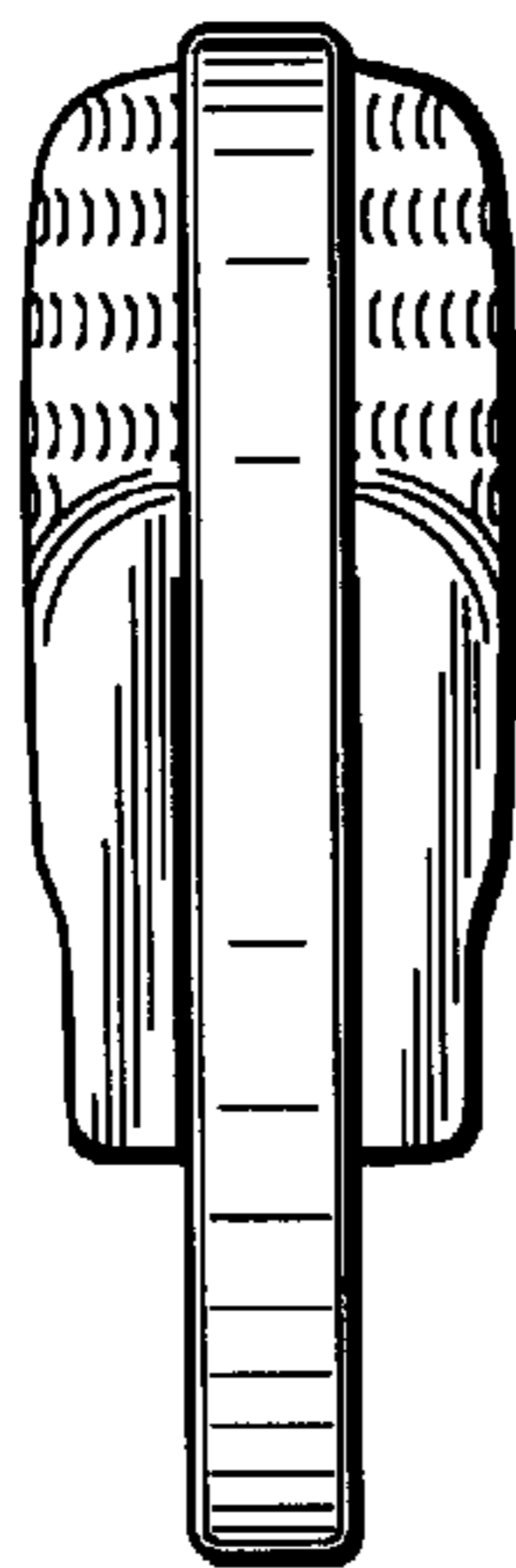


Figure 4

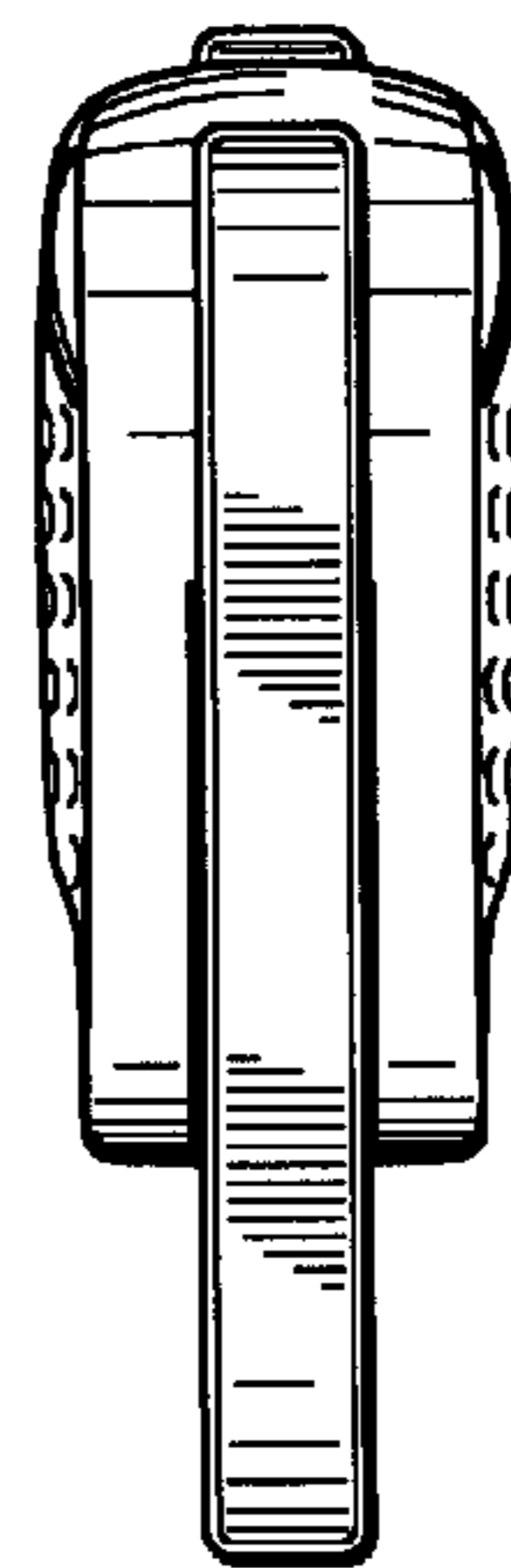


Figure 5