



US00D461309S

(12) **United States Design Patent**
Eriksson et al.

(10) **Patent No.:** **US D461,309 S**

(45) **Date of Patent:** **** Aug. 13, 2002**

(54) **TOOL HOLDER**

5,076,478 A * 12/1991 Unger 224/904
D433,564 S * 11/2000 Bäckman et al. D3/228
D451,275 S * 12/2001 Snider et al. D3/228

(75) Inventors: **Andreas Eriksson**, Bollnäs; **Staffan Söderman**, Rengsjö; **Staffan Lindberg**, Edsbyn; **Tord Englund**, Alfta; **Alf Johansson**, Bollnäs; **Staffan Garras**, Edsbyn; **Bertil Bloom**, Bollnäs, all of (SE)

* cited by examiner

Primary Examiner—Catherine R. Oliver
(74) *Attorney, Agent, or Firm*—Burns, Doane, Swecker & Mathis, L.L.P.

(73) Assignee: **Kapman AB**, Sandviken (SE)

(**) Term: **14 Years**

(21) Appl. No.: **29/148,358**

(22) Filed: **Sep. 19, 2001**

(30) **Foreign Application Priority Data**

Mar. 19, 2001 (SE) 01-0488

(51) **LOC (7) Cl.** **03-01**

(52) **U.S. Cl.** **D3/228**

(58) **Field of Search** D3/228, 220, 221,
D3/215; 224/240, 232, 901, 904, 673, 245;
30/151

(56) **References Cited**

U.S. PATENT DOCUMENTS

D274,860 S * 7/1984 Bladen D3/228

(57) **CLAIM**

The ornamental design for a tool holder, as shown and described.

DESCRIPTION

FIG. 1 is a front elevational view of a tool holder showing our new design;

FIG. 2 is a right side elevational view thereof;

FIG. 3 is a left side elevational view thereof;

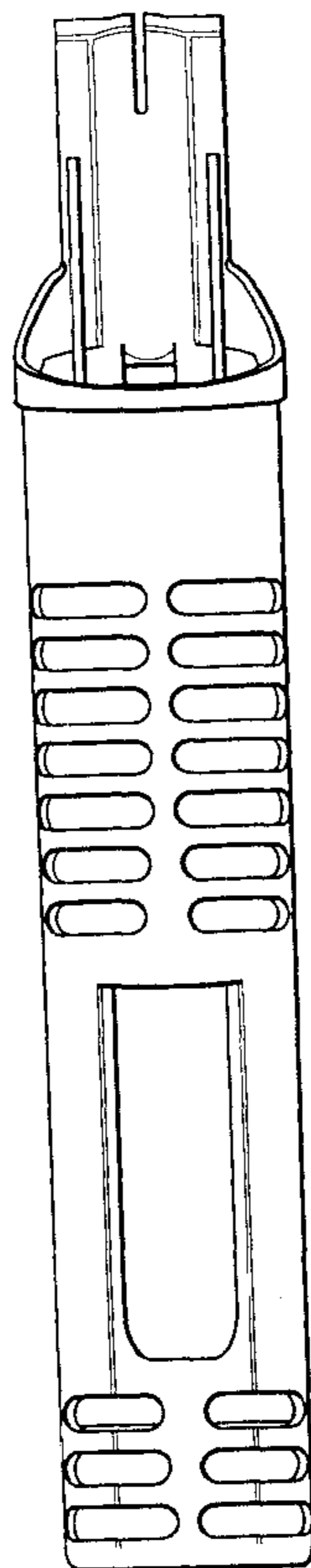
FIG. 4 is a top plan view thereof;

FIG. 5 is a bottom plan view thereof;

FIG. 6 is a rear elevational view thereof; and,

FIG. 7 is a top, front perspective view thereof.

1 Claim, 2 Drawing Sheets



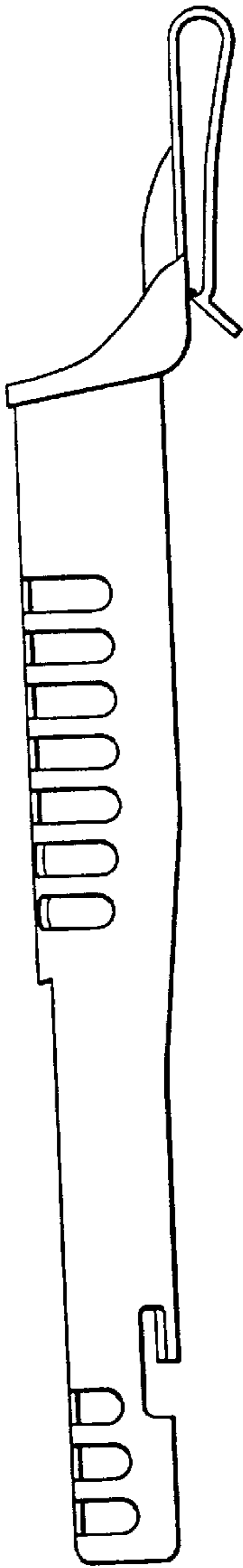


FIG. 2

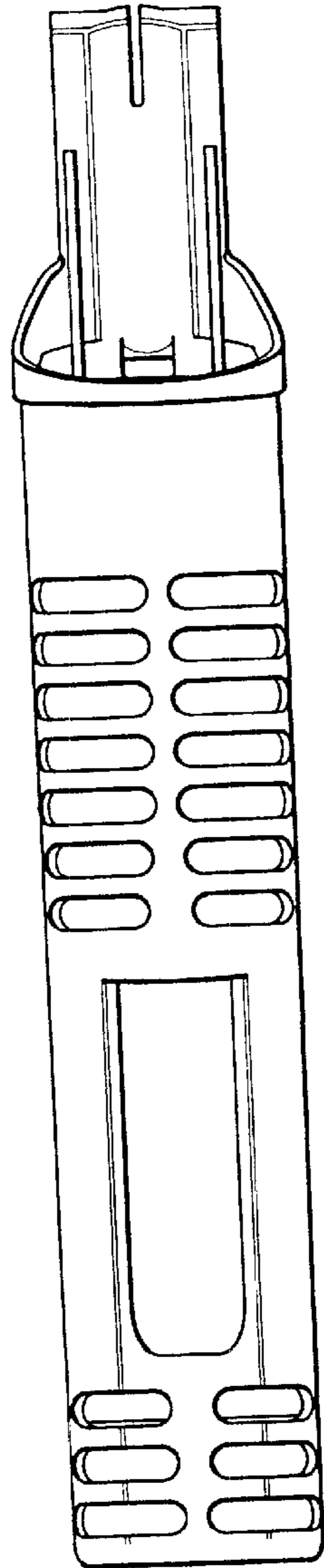


FIG. 1

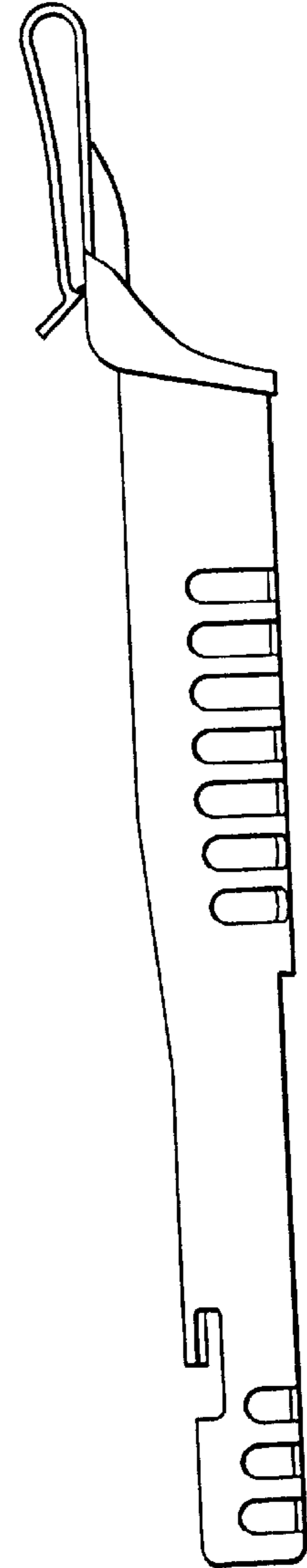


FIG. 3

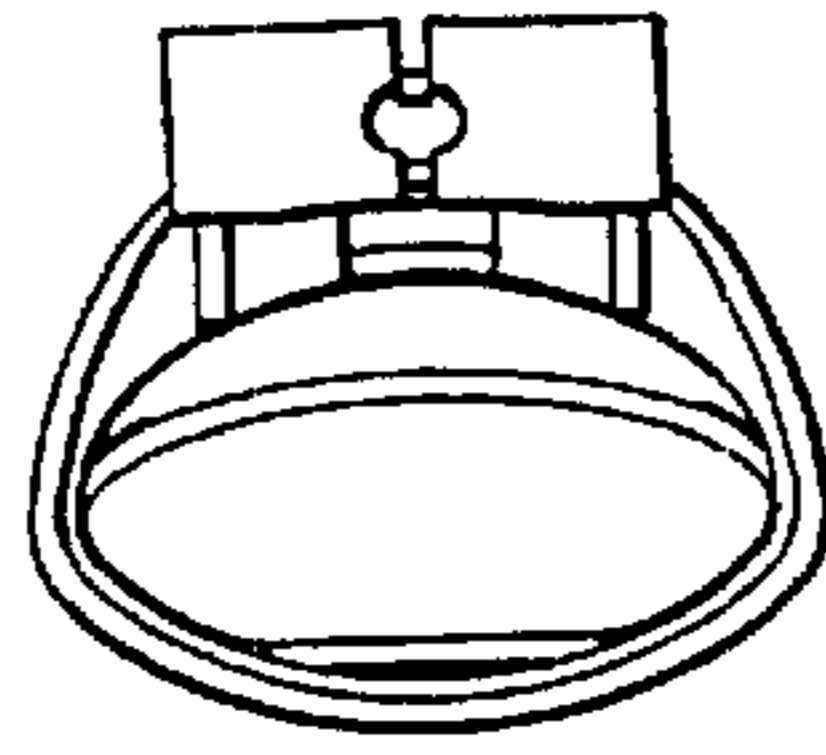


FIG. 4

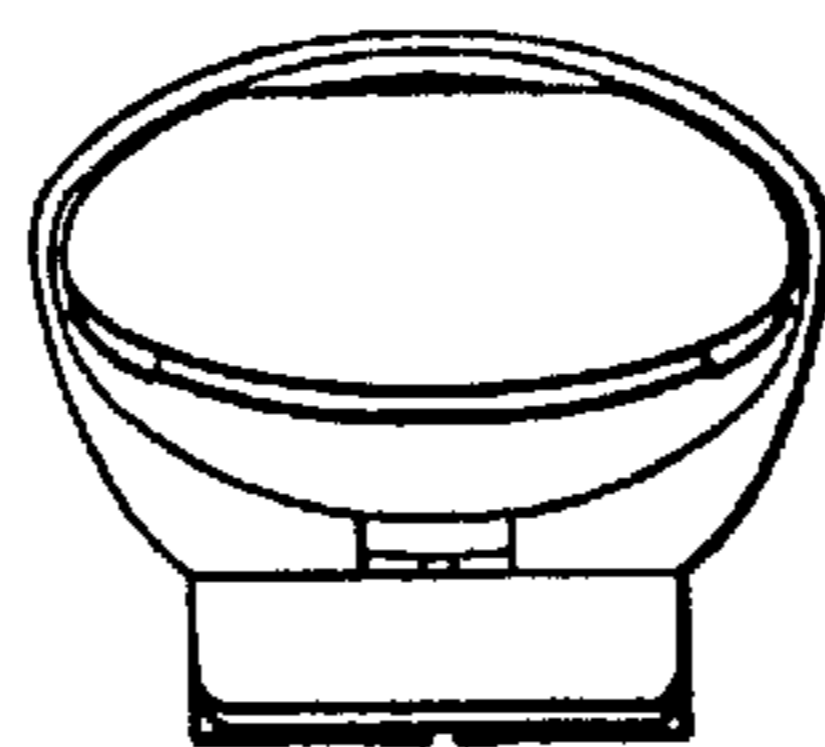


FIG. 5




FIG. 6

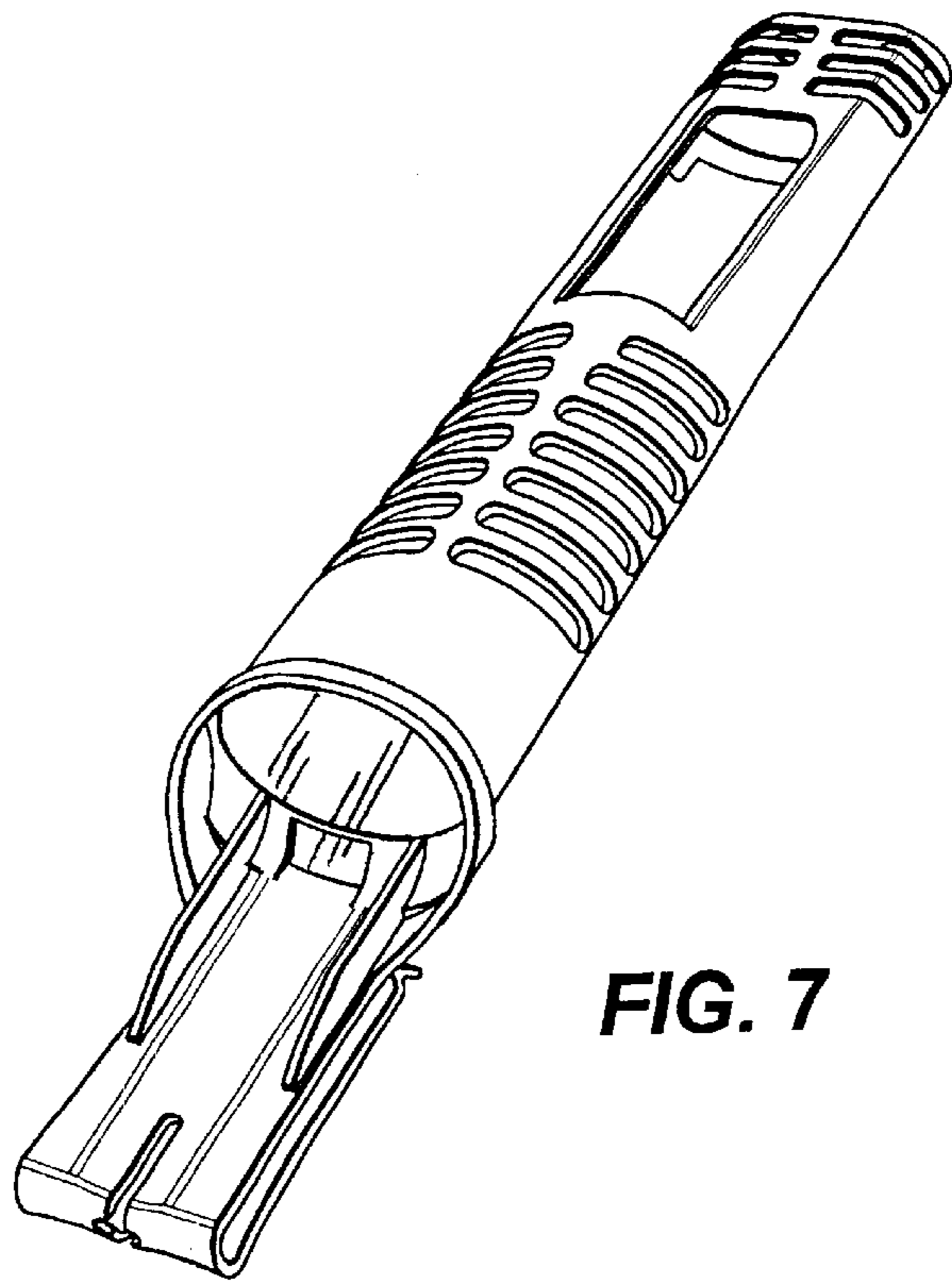


FIG. 7