



US00D461306S

(12) **United States Design Patent** (10) **Patent No.:** **US D461,306 S**
Johnson (45) **Date of Patent:** **** *Aug. 13, 2002**

(54) **CARRYING CASE FOR PORTABLE PHONE AND PAGER**

D414,925 S * 10/1999 Holland D3/218
D426,379 S * 6/2000 Levy et al. D3/218
D435,963 S * 1/2001 Fulmore D3/218

(76) Inventor: **Donna C Johnson**, 221 N. Monastery, Baltimore, MD (US) 21229

* cited by examiner

(*) Notice: This patent is subject to a terminal disclaimer.

Primary Examiner—Catherine R. Oliver

(**) Term: **14 Years**

(57) **CLAIM**

The ornamental design for a carrying case for portable phone and pager, as shown and described.

(21) Appl. No.: **29/128,862**

DESCRIPTION

(22) Filed: **Sep. 1, 2000**

(51) **LOC (7) Cl.** **03-01**

(52) **U.S. Cl.** **D3/218**

(58) **Field of Search** D3/218, 215, 219, D3/224, 226, 299, 230, 232, 233; 224/901, 904, 240, 241; D27/186, 187; D14/138, 250, 251

FIG. 1 is a front elevational view of the carrying case for portable phone and pager of the present invention;
FIG. 2 is a rear elevational view of the carrying case for portable phone and pager of FIG. 1;
FIG. 3 is a left side elevational view of the carrying case for portable phone and pager of FIG. 1;
FIG. 4 is a right side elevational view of the carrying case for portable phone and pager of FIG. 1;
FIG. 5 is a top plan view of the carrying case for portable phone and pager of FIG. 1; and,
FIG. 6 is a bottom plan view of the carrying case for portable phone and pager of FIG. 1.

(56) **References Cited**

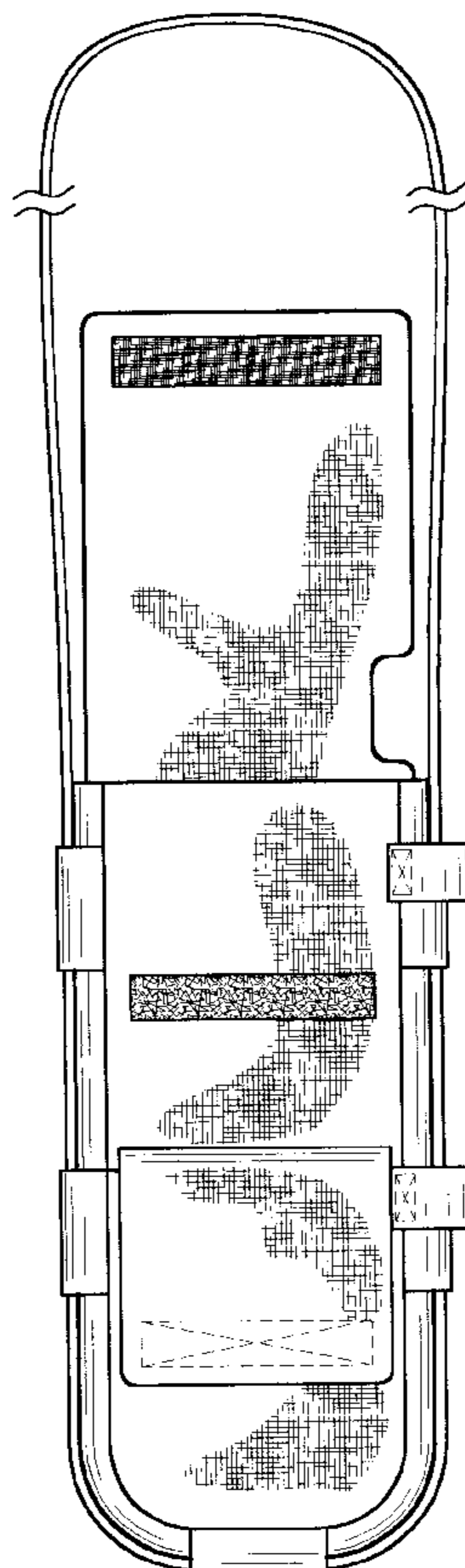
U.S. PATENT DOCUMENTS

4,119,249 A 10/1978 Hanson
D374,980 S * 10/1996 Moya et al. D3/218
5,586,704 A 12/1996 Alexander et al.
D380,897 S 7/1997 Frank
5,653,336 A 8/1997 Buonaiuto et al.
D382,996 S 9/1997 Kopel
5,711,469 A 1/1998 Gormley et al.

The break lines shown in FIGS. 1–4 indicate indeterminate length.

The broken lines shown on the case indicate top stitching.

1 Claim, 2 Drawing Sheets



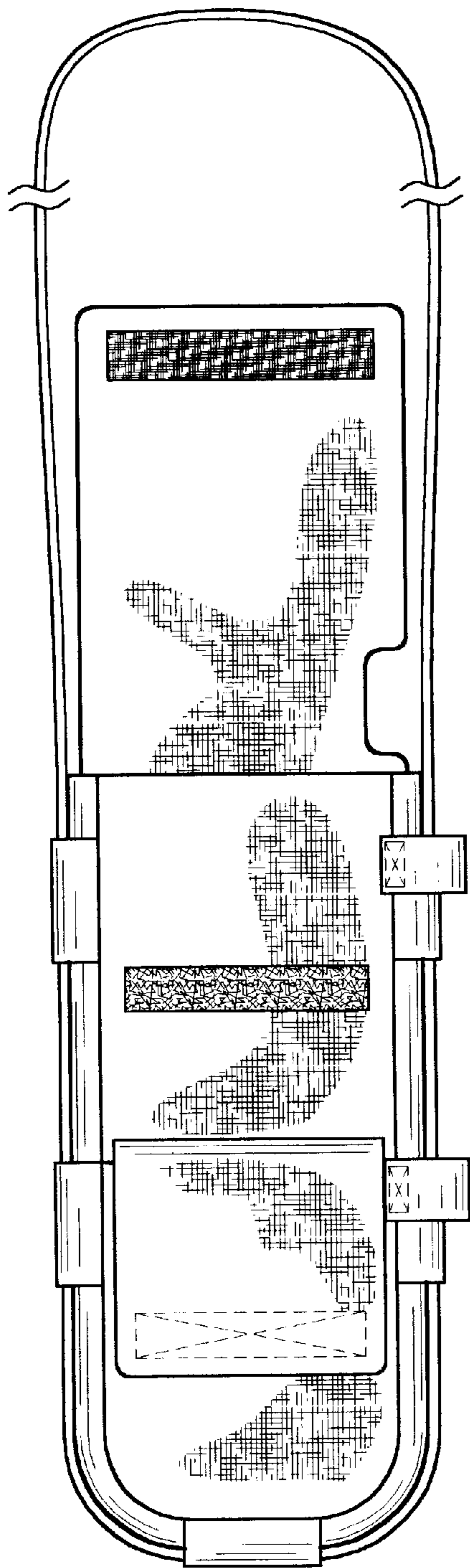


Fig. 1

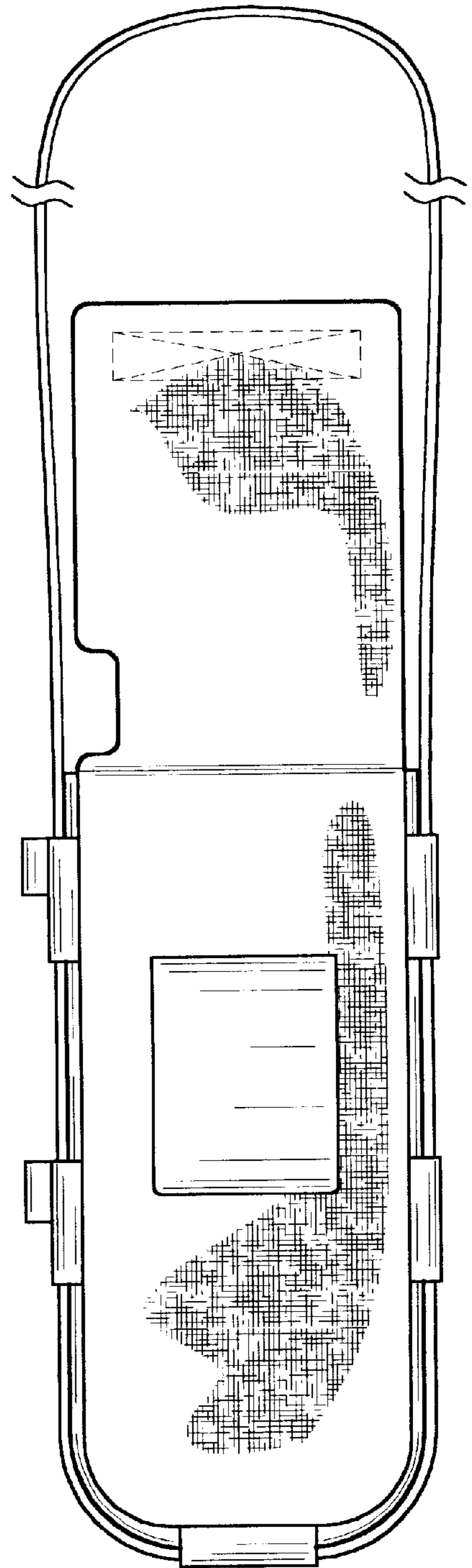


Fig. 2

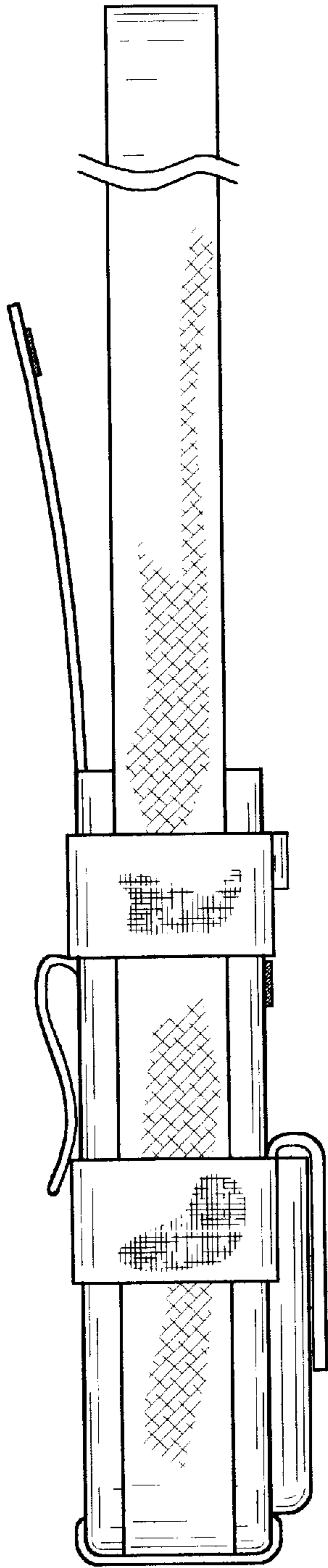


Fig. 3

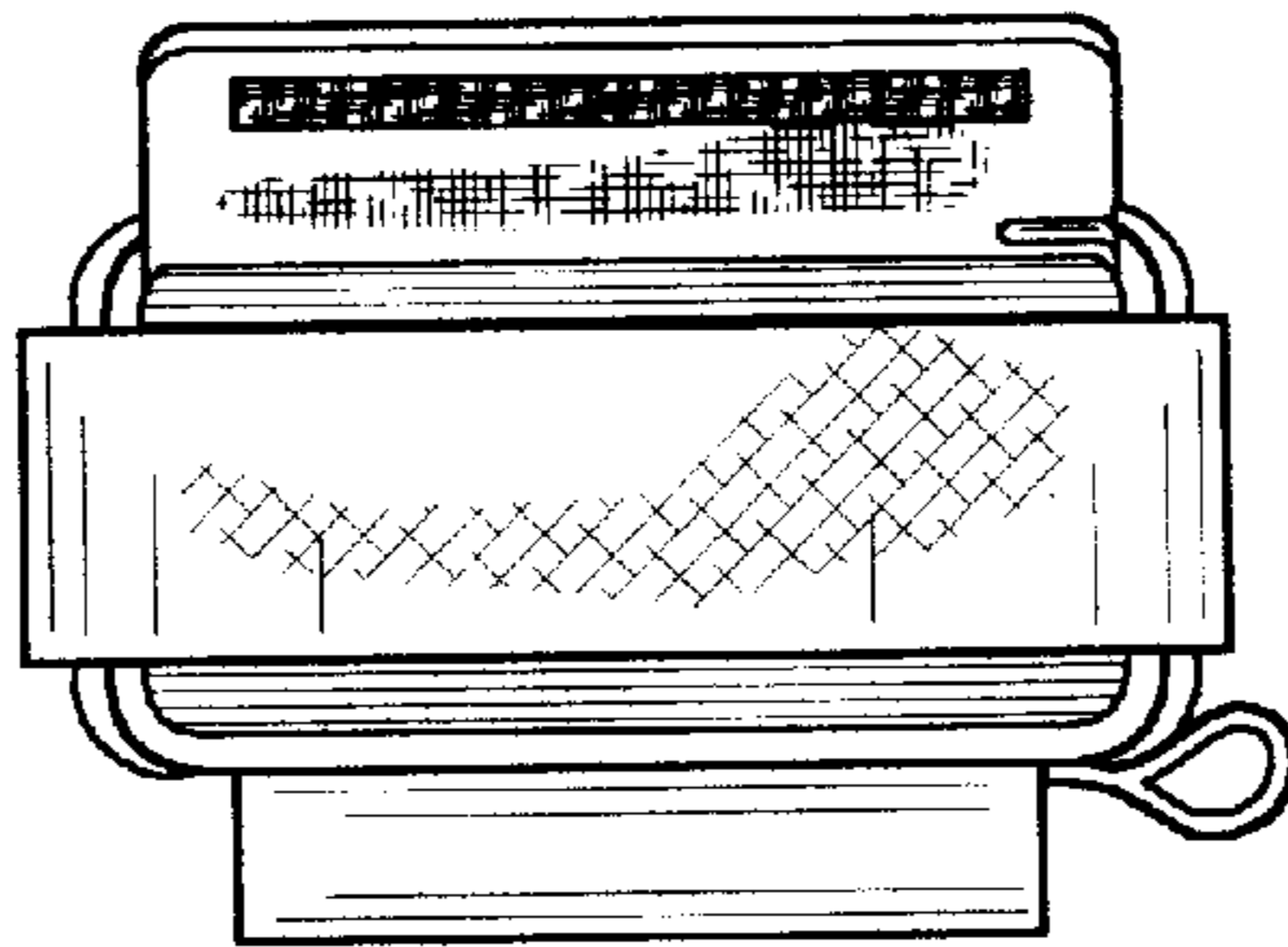


Fig. 5

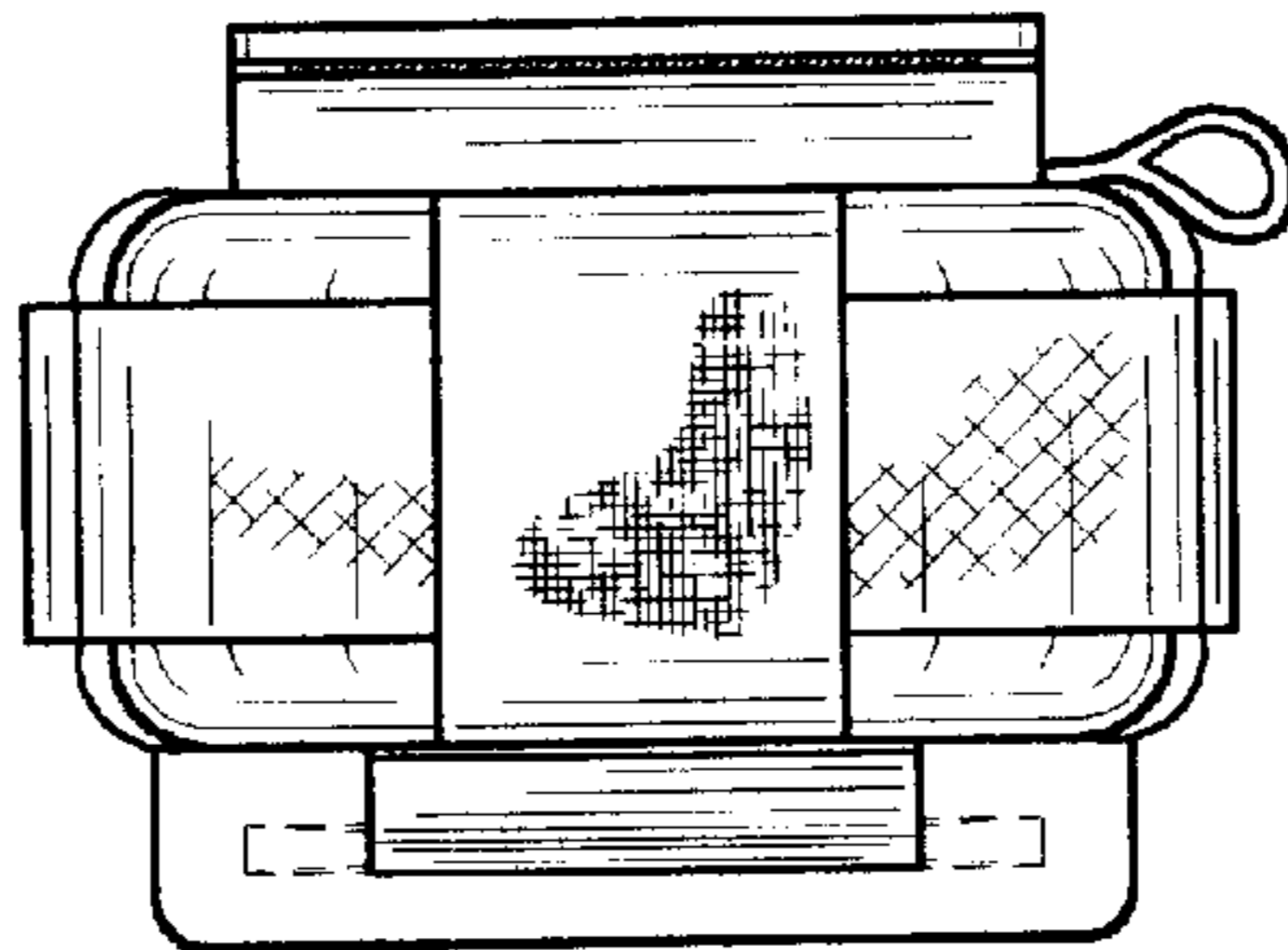


Fig. 6

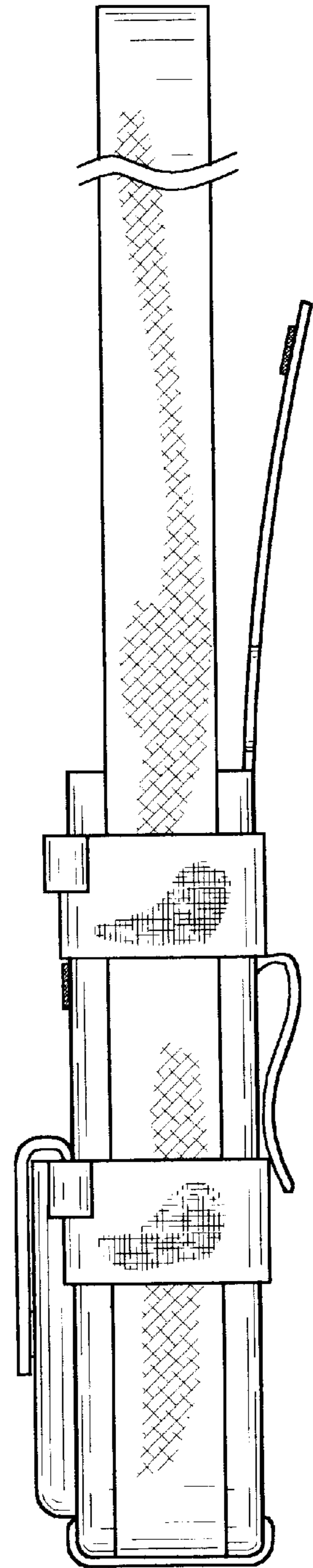


Fig. 4