

US00D461305S

(12) **United States Design Patent**
Clarke et al.

(10) **Patent No.:** **US D461,305 S**

(45) **Date of Patent:** **** Aug. 13, 2002**

(54) **UMBRELLA**

(76) Inventors: **Christine M. Clarke; Walter J. Vosicka**, both of 924 "F" St., Fairbury, NE (US) 68352

(**) Term: **14 Years**

(21) Appl. No.: **29/140,991**

(22) Filed: **Apr. 27, 2001**

(51) **LOC (7) Cl.** **03-03**

(52) **U.S. Cl.** **D3/5; D3/6**

(58) **Field of Search** D3/5, 6, 7, 10, D3/12, 13, 14, 16, 17; 135/15.1, 16, 22, 23, 24, 33.7, 33.2, 33.4, 910, 66, 76; D21/548, 549

(56) **References Cited**

U.S. PATENT DOCUMENTS

420,375 A	*	1/1890	Alfman	135/33.4
995,168 A	*	6/1911	Miller	135/33.4
1,079,240 A	*	11/1913	Heney	135/15.1
D224,990 S	*	10/1972	Brooks	D3/5

D330,280 S	*	10/1992	Glassman	D3/7
D342,827 S	*	1/1994	Wirflingsdobler, Jr.	D3/5
D415,800 S	*	10/1999	Norton	D21/549

* cited by examiner

Primary Examiner—Lucy Lieberman
(74) *Attorney, Agent, or Firm*—Thomte, Mazour & Niebergall; Shane M. Niebergall

(57) **CLAIM**

The ornamental design for an umbrella, as shown and described.

DESCRIPTION

FIG. 1 is a front perspective view of the umbrella of this invention;

FIG. 2 is a front view of the umbrella of FIG. 1;

FIG. 3 is a side view of the umbrella of FIG. 1;

FIG. 4 is a rear view of the umbrella of FIG. 1;

FIG. 5 is a top view of the umbrella of FIG. 1; and,

FIG. 6 is a bottom view of the umbrella of FIG. 1.

The umbrella is shown in the open position in FIG. 1 while the umbrella is shown folded in FIGS. 2 through 6.

1 Claim, 2 Drawing Sheets



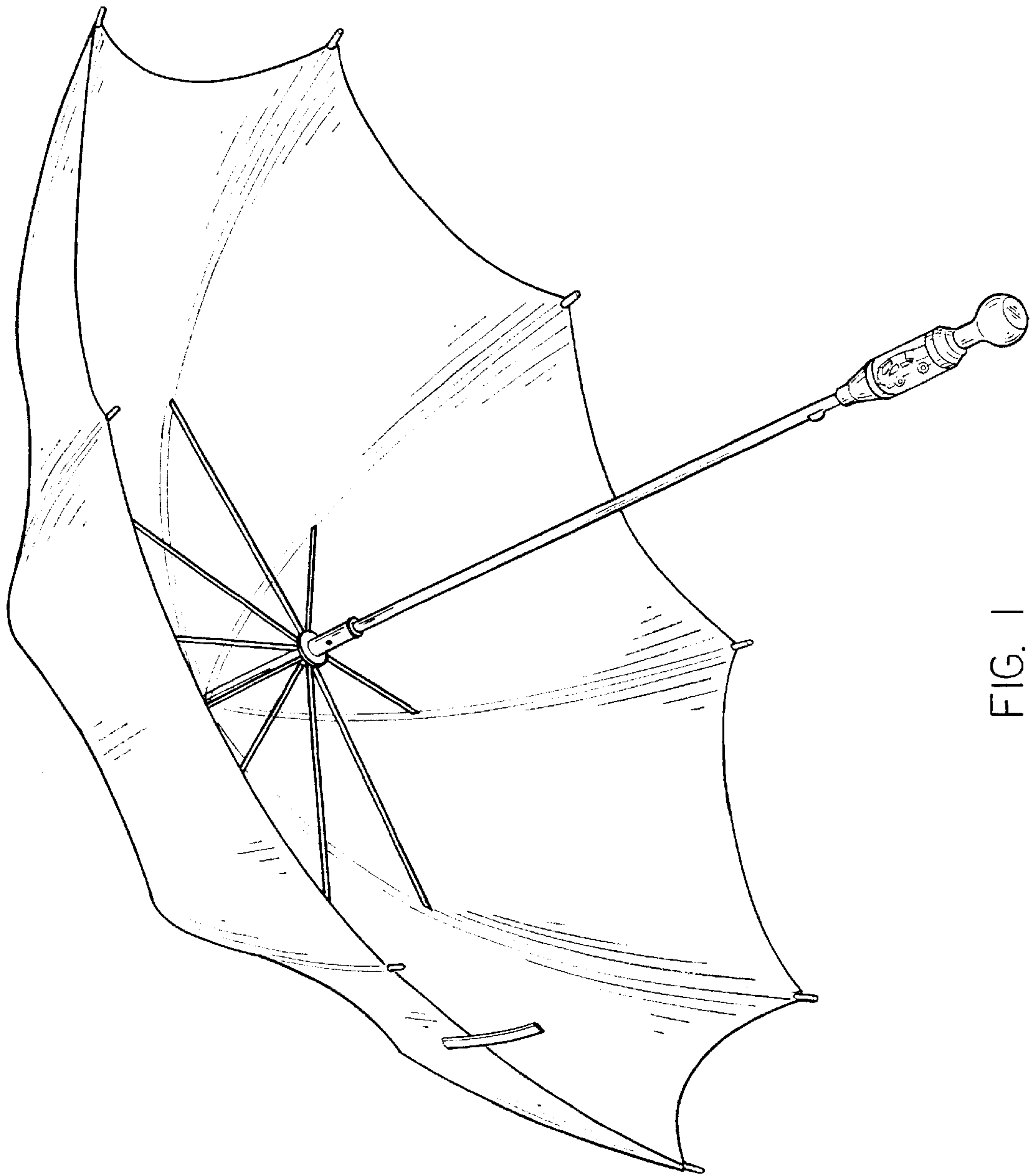


FIG. 1

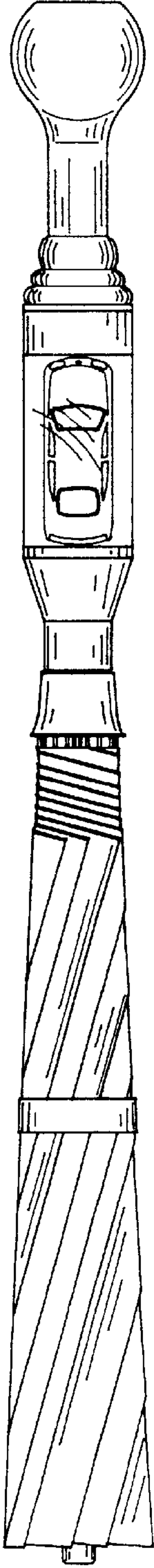


FIG. 2

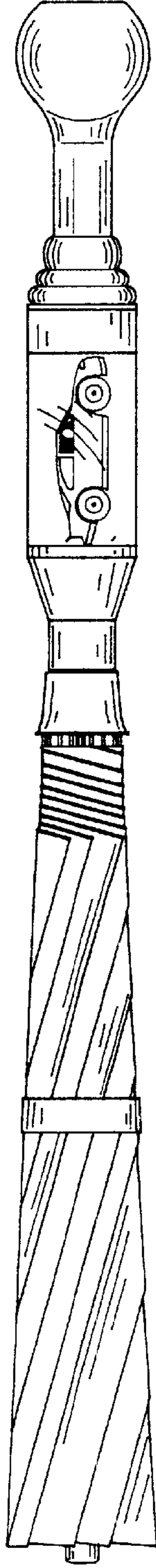


FIG. 3

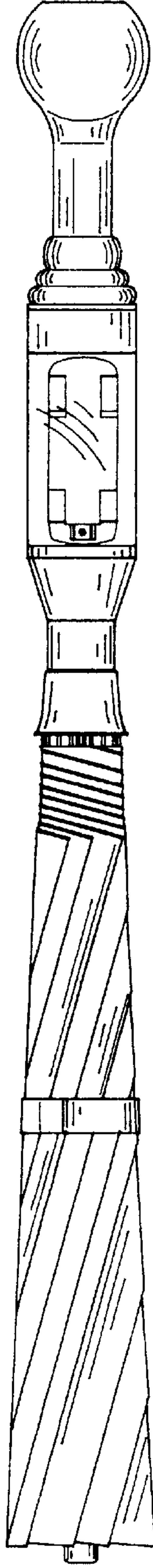


FIG. 4

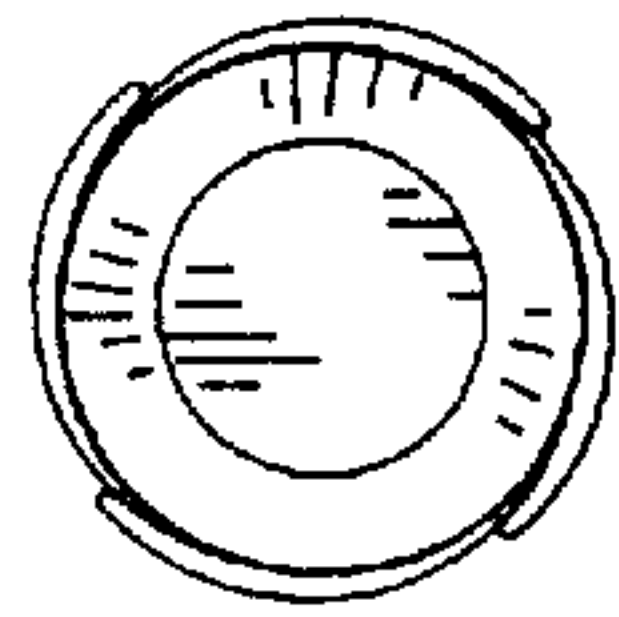


FIG. 5




FIG. 6