



US00D461290S

(12) **United States Design Patent** (10) **Patent No.:** **US D461,290 S**  
**Shilling et al.** (45) **Date of Patent:** **\*\* Aug. 6, 2002**

(54) **TRASH RECEPTACLE HOLDER**  
(75) Inventors: **Jerry L. Shilling**, Syracuse; **Timothy L. Foltz**, Denver, both of IN (US)  
(73) Assignee: **Wabash Valley Manufacturing, Inc.**, Silver Lake, IN (US)  
(\*\*) Term: **14 Years**  
(21) Appl. No.: **29/156,109**  
(22) Filed: **Feb. 22, 2002**  
(51) **LOC (7) Cl.** ..... **09-09**  
(52) **U.S. Cl.** ..... **D34/1**  
(58) **Field of Search** ..... D34/1, 5, 6, 7; 220/908, 909, 910, 911; D19/77, 75, 81, 85, 84, 82; D3/206

D441,932 S 5/2001 Skalka  
D445,982 S 7/2001 Skalka

**OTHER PUBLICATIONS**

2001 "Plastisol" Coated Furniture Catalog, Wabash Valley Manufacturing, Inc. pp. 130-133.  
Vinyl Coated Steel Recreational Furniture 1998 Catalog, Diversified Metal Fabricators, Inc.  
Superior Line Outdoor/Indoor Furniture 1996 Catalog, Fusion Coatings, Inc., p. 13.  
Specializing in Vinyl Coated Steel Recreational Furniture Catalog, Diversified Metal Fabricators, Inc., 12<sup>th</sup> Edition, Jan. 1996.  
Recreation Catalog, Ken Coat, Inc., Dec. 1, 1995.  
Café Catalog, Ken Coat, Inc., Dec. 1995.  
Seating Catalog, Ken Coat, Inc., Dec. 1, 1995.

\* cited by examiner

*Primary Examiner*—Cynthia E. Ramirez  
(74) *Attorney, Agent, or Firm*—E. Victor Indiano

(56) **References Cited**

**U.S. PATENT DOCUMENTS**

1,080,470 A 12/1913 Nutter et al.  
D51,368 S 10/1917 Ellis  
D267,332 S \* 12/1982 Pirovano et al. .... D19/85  
D304,253 S \* 10/1989 Skalka ..... D34/6  
D304,632 S 11/1989 Skalka  
D314,461 S 2/1991 Skalka  
D322,348 S 12/1991 Skalka  
D322,702 S 12/1991 Skalka  
D353,250 S 12/1994 Skalka  
D355,742 S \* 2/1995 Jackson ..... D34/6  
D391,723 S 3/1998 McCombs  
D417,053 S 11/1999 Skalka  
D418,651 S \* 1/2000 Dionne et al. .... D34/1  
D426,927 S \* 6/2000 Heiny et al. .... D34/5  
D436,626 S \* 1/2001 Wang ..... D19/85  
D437,984 S \* 2/2001 Weiss et al. .... D34/1

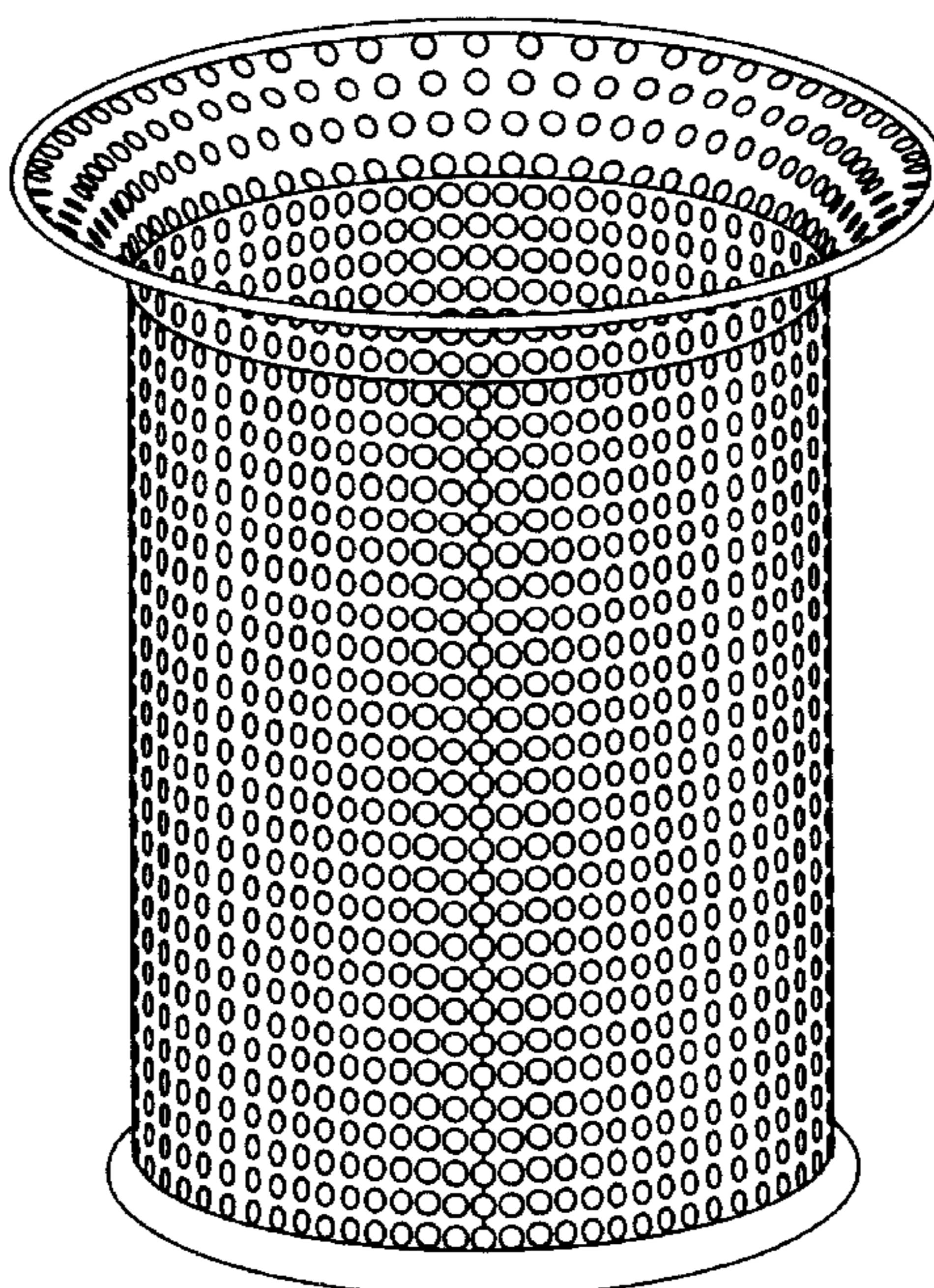
(57) **CLAIM**

The ornamental design for the trash receptacle holder, as shown and described.

**DESCRIPTION**

FIG. 1 is a perspective view of a trash receptacle holder showing our new design;  
FIG. 2 is a front view thereof;  
FIG. 3 is a top side view thereof;  
FIG. 4 is a bottom side view thereof;  
FIG. 5 is a rear view thereof;  
FIG. 6 is a left side view thereof; and,  
FIG. 7 is a right side view thereof.

**1 Claim, 3 Drawing Sheets**



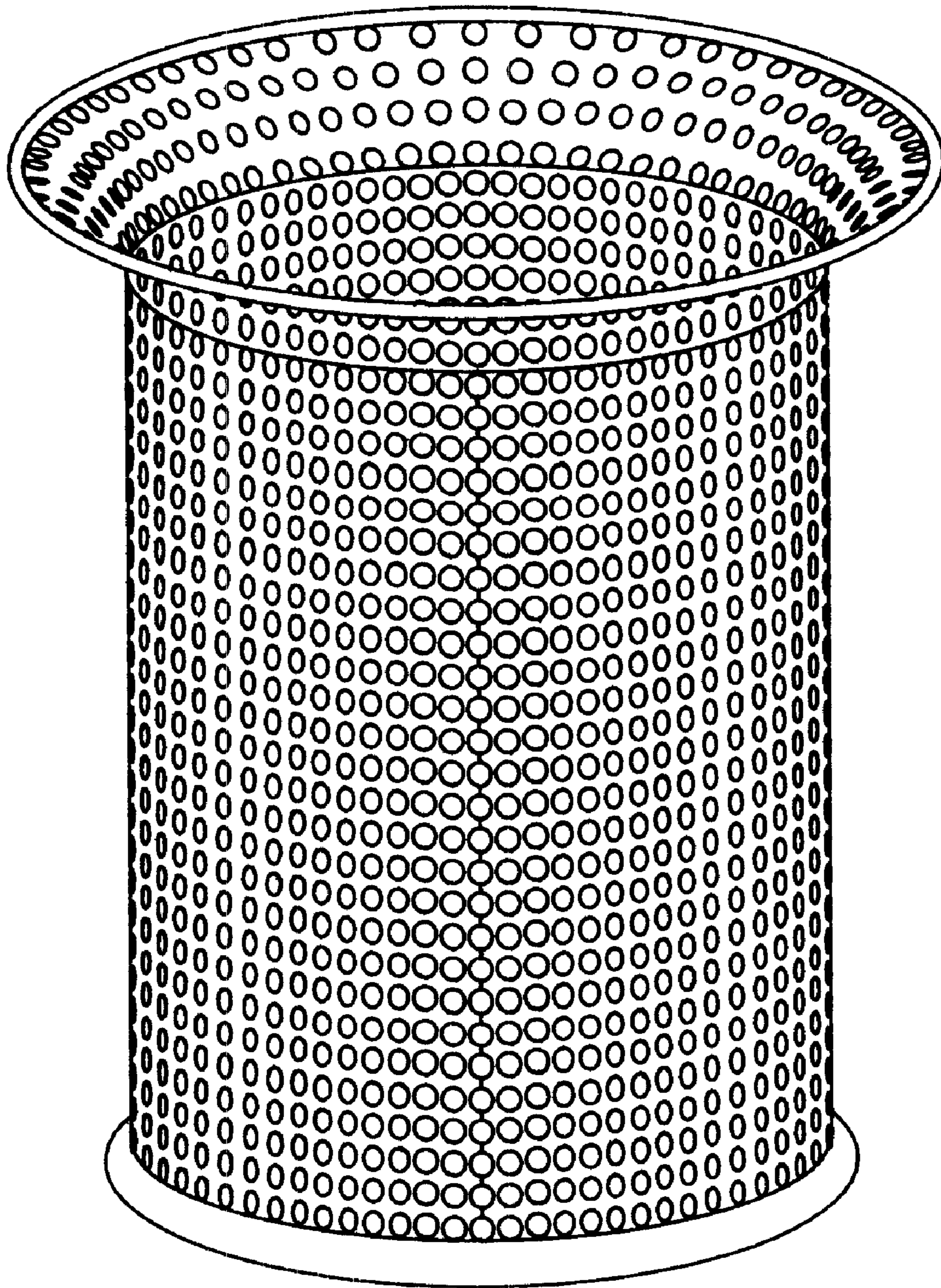


FIG. 1

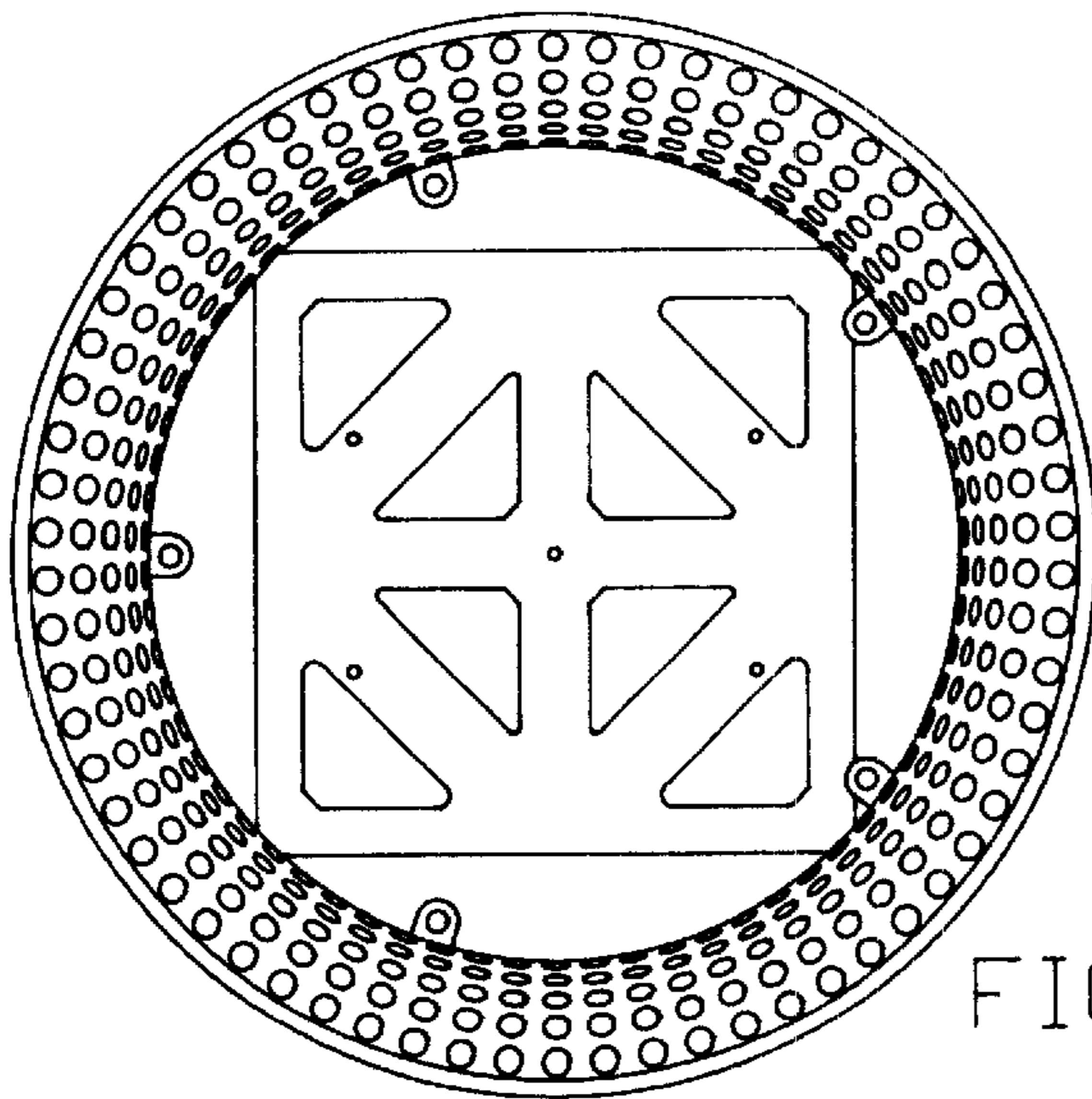


FIG. 3




FIG. 2

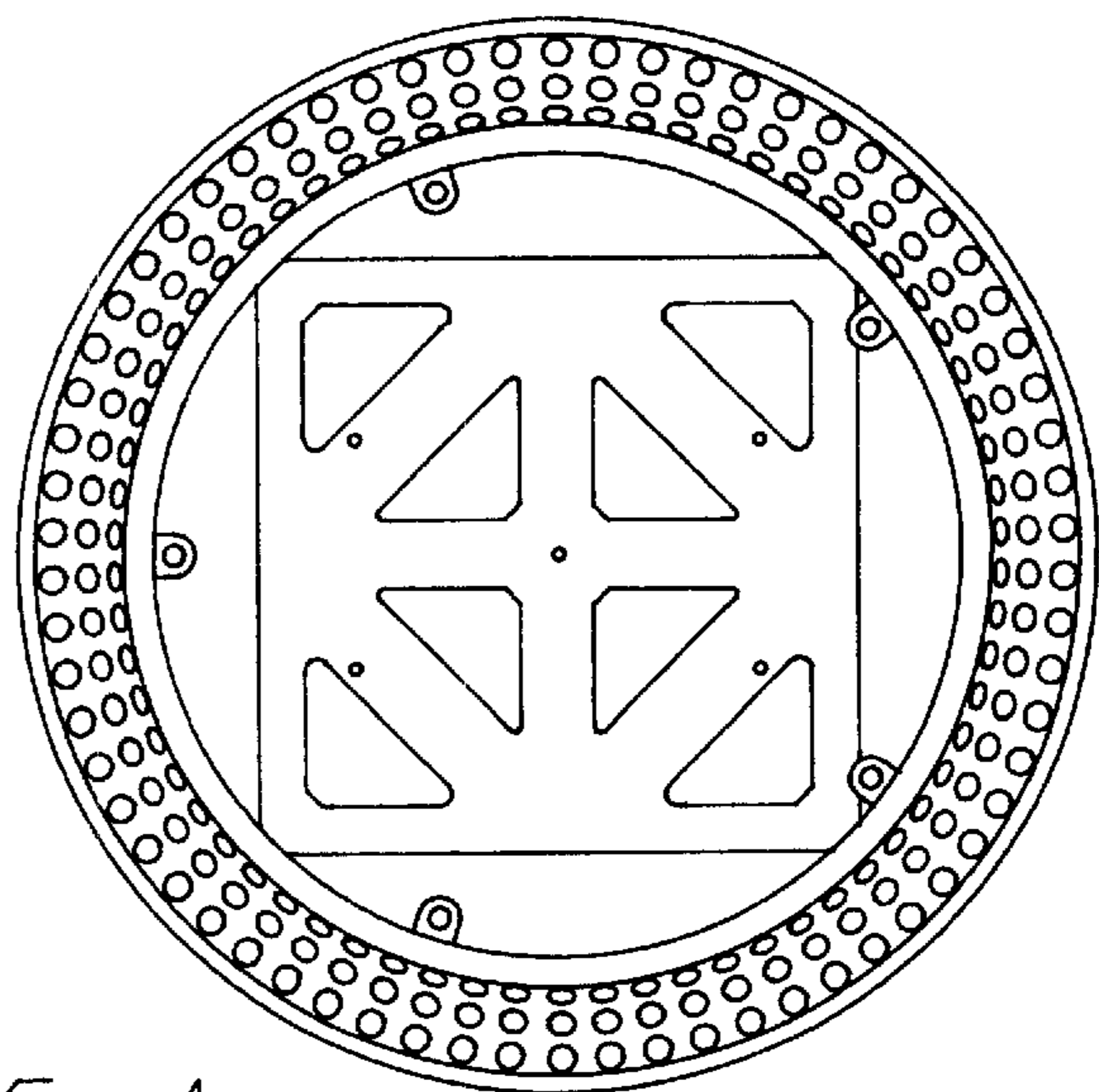


FIG. 4

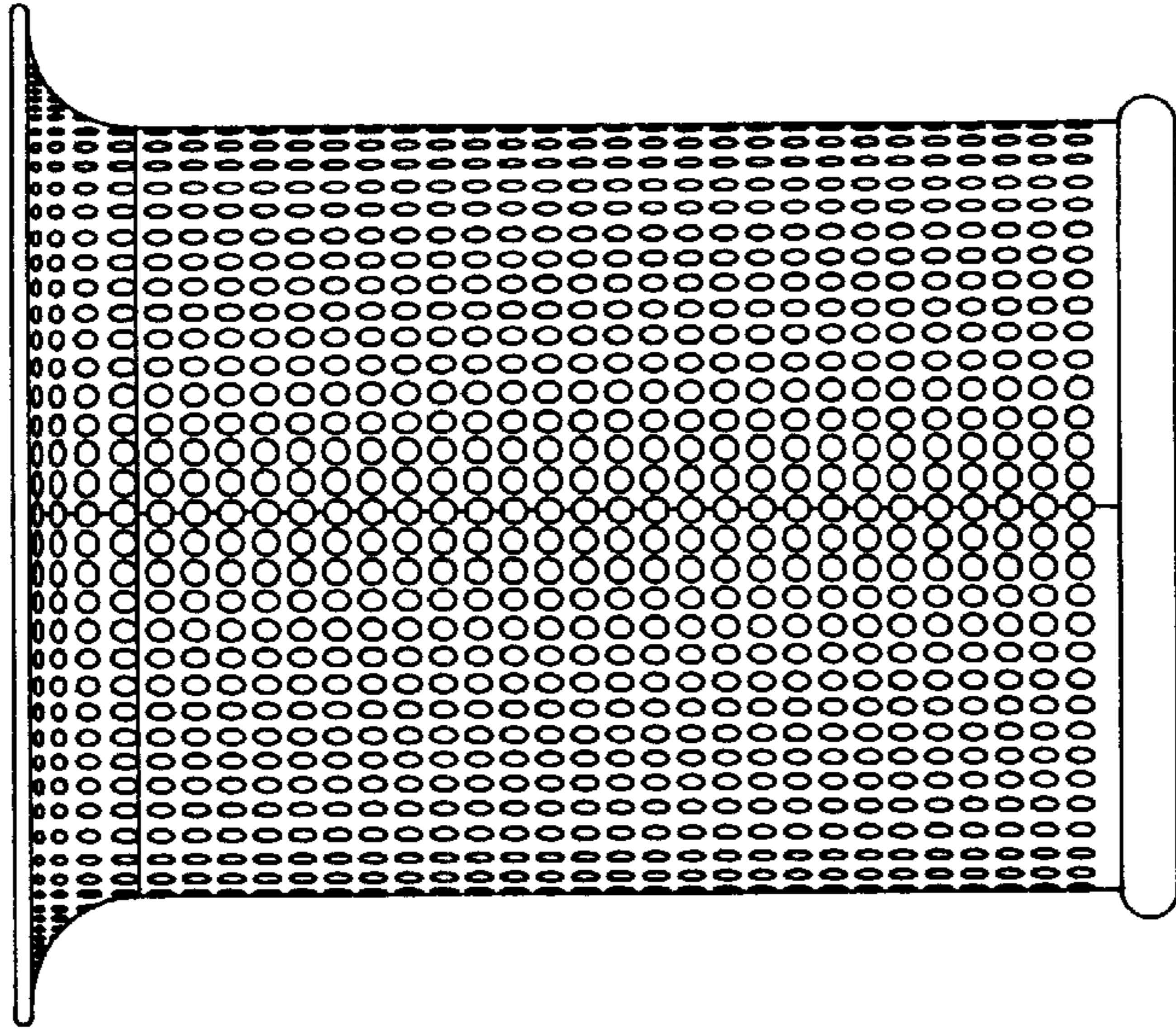


FIG. 5

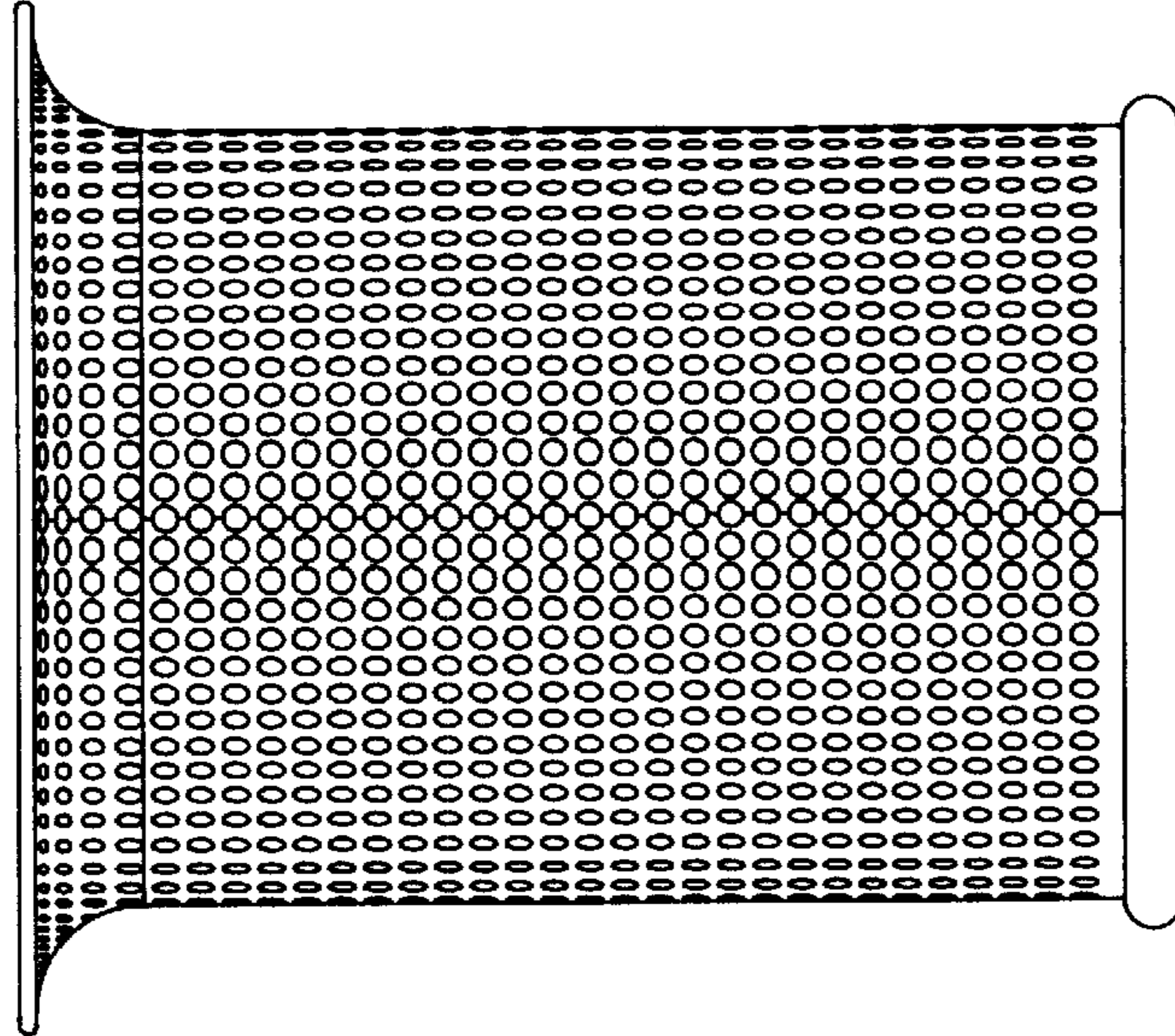


FIG. 6

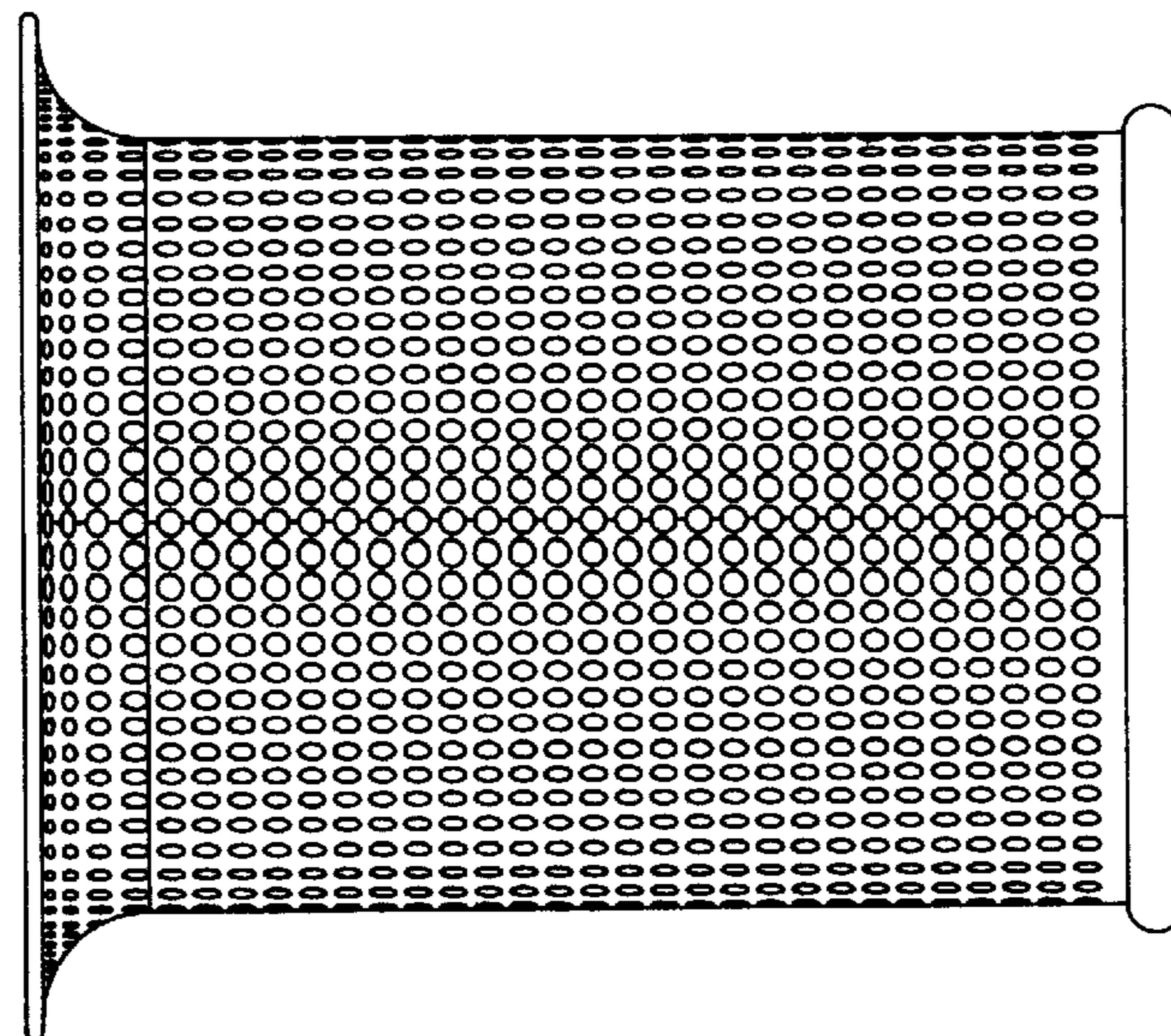


FIG. 7