



US00D461282S

(12) **United States Design Patent**
Antler

(10) **Patent No.:** **US D461,282 S**

(45) **Date of Patent:** **** Aug. 6, 2002**

(54) **DENTAL FLOSS HOLDER**

(76) Inventor: **Steven M. Antler**, 6 Shields La.,
Darien, CT (US) 06820

(**) Term: **14 Years**

(21) Appl. No.: **29/156,638**

(22) Filed: **Mar. 6, 2002**

Related U.S. Application Data

(62) Division of application No. 29/152,406, filed on Dec. 21,
2001.

(51) **LOC (7) Cl.** **28-03**

(52) **U.S. Cl.** **D28/65; D28/66**

(58) **Field of Search** **D28/66, 65, 68;**
D24/152; 132/323, 327, 329, 321

- D259,365 S 5/1981 Petrovic
- D274,375 S 6/1984 Tomlin
- D276,088 S 10/1984 Fong
- D279,826 S 7/1985 Schindler
- 4,615,349 A 10/1986 Kukuruzinski
- D301,071 S 5/1989 Franchi
- D301,072 S 5/1989 Ross, Jr.
- D303,300 S 9/1989 Zarrehparvar
- D309,803 S 8/1990 Potter
- 5,101,843 A 4/1992 Peng
- 5,222,510 A 6/1993 Zuehlsdorf
- 5,246,021 A 9/1993 Katz
- D343,478 S 1/1994 Poulos et al.
- D361,157 S 8/1995 Carl et al.
- D381,122 S 7/1997 Ando
- D382,367 S 8/1997 Andrade et al.
- 5,704,379 A 1/1998 Krynicki
- D398,076 S 9/1998 Hafkin
- D403,120 S 12/1998 Enriquez
- 5,881,745 A 3/1999 Landis
- D410,115 S 5/1999 Chodorow

(56) **References Cited**

U.S. PATENT DOCUMENTS

- D49,907 S * 11/1916 Muchow D28/66
- 1,533,664 A 4/1925 Sanford
- 2,059,287 A 11/1936 Storm
- D109,497 S 5/1938 Morcom
- 2,162,240 A * 6/1939 Boldusoff D28/68
- 2,180,522 A 11/1939 Henne
- 2,443,415 A 6/1948 Buscarino
- D211,880 S 8/1968 Giuseppe
- D216,545 S 2/1970 Russell
- 3,631,869 A * 1/1972 Espinosa 132/323
- 3,642,011 A 2/1972 Thompson
- D227,896 S 7/1973 Chodorow
- 3,783,883 A 1/1974 Alexander
- D235,774 S 7/1975 Allen et al.
- D241,985 S 10/1976 Chinque
- 4,006,750 A * 2/1977 Chodorow 132/323
- D256,955 S 9/1980 Rogers

* cited by examiner

Primary Examiner—Lucy Lieberman

(74) *Attorney, Agent, or Firm*—Shlesinger, Arkwright &
Garvey LLP


(57) **CLAIM**

The ornamental design for a dental floss holder, as shown
and described.

DESCRIPTION

FIG. 1 is a perspective view of a dental floss holder showing
my new design;
FIG. 2 is a side view of FIG. 1;
FIG. 3 is a front view of FIG. 1;
FIG. 4 is a bottom view of FIG. 1; and,
FIG. 5 is a top view of FIG. 1.

1 Claim, 1 Drawing Sheet






FIG. 1



FIG. 2




FIG. 3

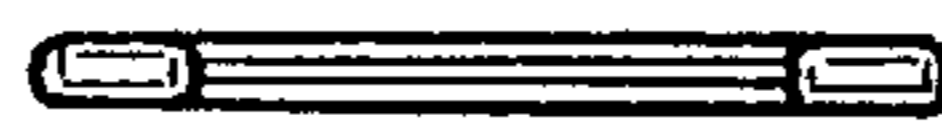


FIG. 4



FIG. 5