



US00D461275S

(12) **United States Design Patent** (10) **Patent No.:** **US D461,275 S**  
**De'Armond** (45) **Date of Patent:** **\*\* Aug. 6, 2002**

(54) **LAMP SUPPORT ARM**

(75) Inventor: **Robert De'Armond**, Temecula, CA  
(US)

(73) Assignee: **Minka Lighting, Inc.**, Corona, CA  
(US)

(\*\*) Term: **14 Years**

(21) Appl. No.: **29/148,118**

(22) Filed: **Sep. 12, 2001**

(51) **LOC (7) Cl.** ..... **26-99**

(52) **U.S. Cl.** ..... **D26/155**

(58) **Field of Search** ..... D26/138, 141,  
D26/142, 145-151, 155, 92, 113; 362/432,  
147, 404-409

(56) **References Cited**

**U.S. PATENT DOCUMENTS**

D426,672 S \* 6/2000 De'Armond ..... D26/155  
D434,522 S \* 11/2000 De'Armond et al. .... D26/155

**OTHER PUBLICATIONS**

U.S. patent application Ser. No. 29/148,119, Robert  
De'Armond, filed Sep. 12, 2001.

U.S. patent application Ser. No. 29/148,114, Robert  
De'Armond, filed Sep. 12, 2001.

Minka Lighting, Inc.; The Great Outdoors by Minka—Lavery  
Two Thousand One; Jun. 18, 2001; pp. 24-26; Minka  
Lighting, Inc.; U.S.A.

\* cited by examiner

*Primary Examiner*—Jennifer Rivard

(74) *Attorney, Agent, or Firm*—Jenkins & Gilchrist, P.C.

(57) **CLAIM**

The ornamental design for the lamp support arm, as shown  
and described.

**DESCRIPTION**

FIG. 1 is a side elevation view of the lamp support arm in  
accordance with my design, illustrating a possible environ-  
ment for the support arm;

FIG. 2 is a top plan view of the lamp support arm in  
accordance with my design;

FIG. 3 is a rear elevation view of the lamp support arm in  
accordance with my design;

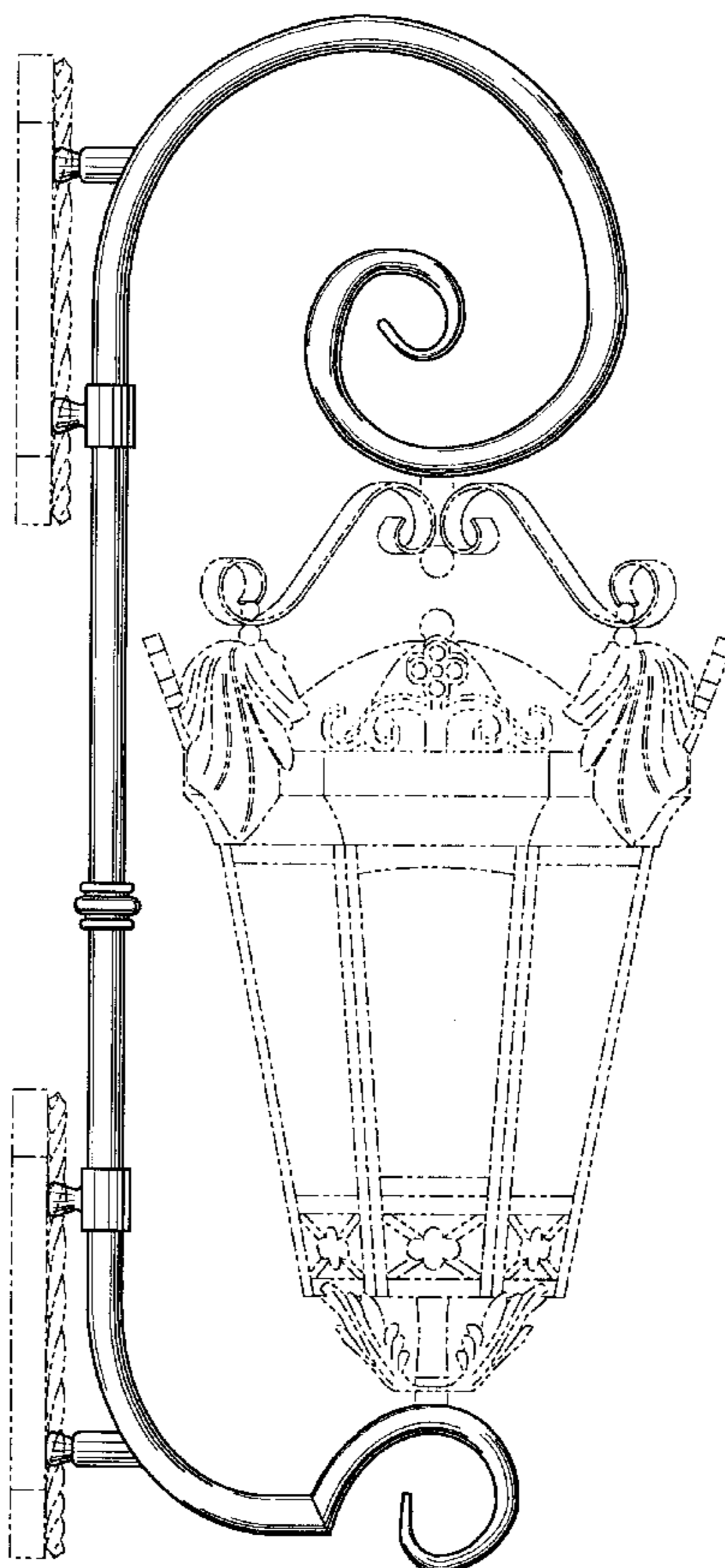
FIG. 4 is a side elevation view of the lamp support arm in  
accordance with my design;

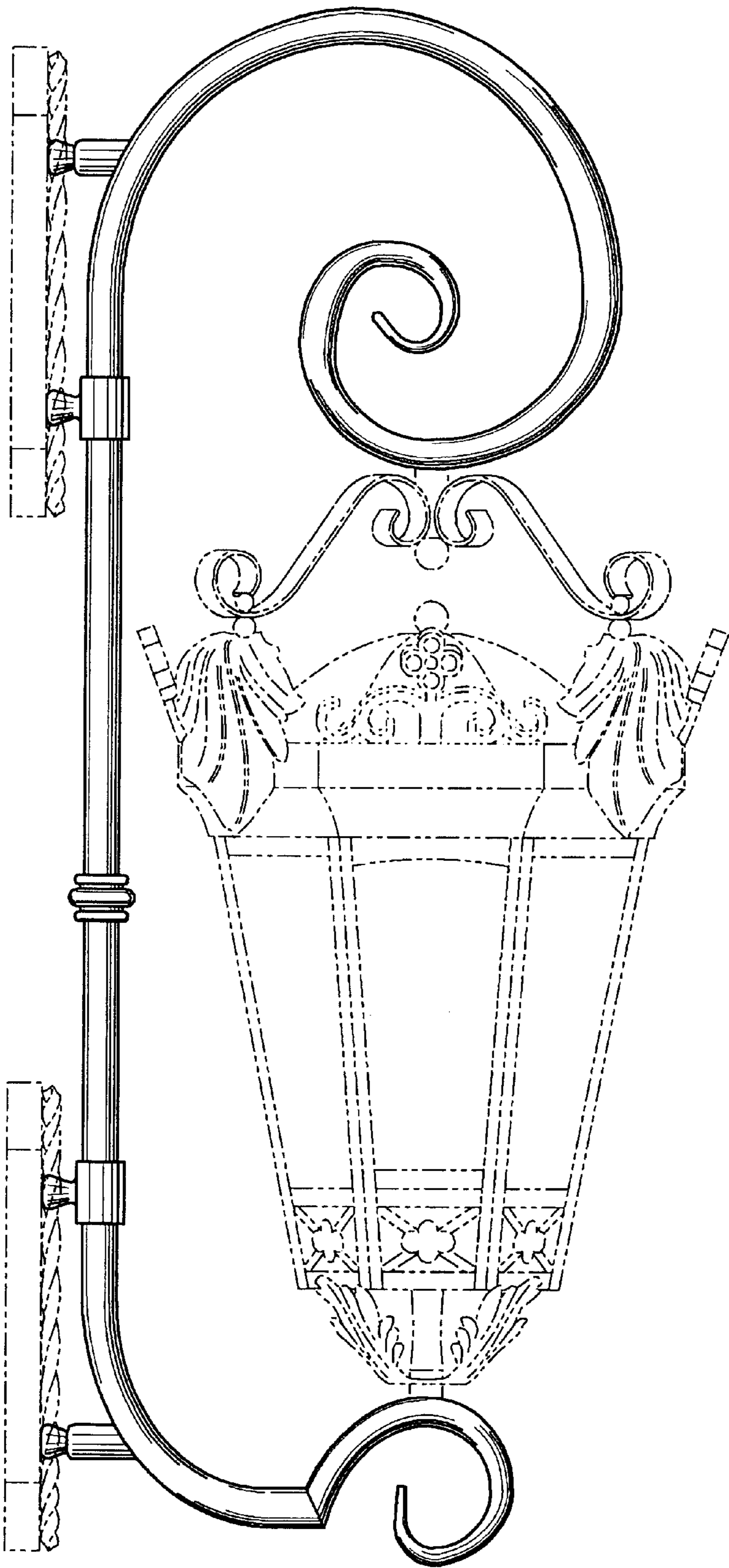
FIG. 5 is a front elevation view of the lamp support arm in  
accordance with my design; and,

FIG. 6 is a bottom plan view of the lamp support arm in  
accordance with my design.

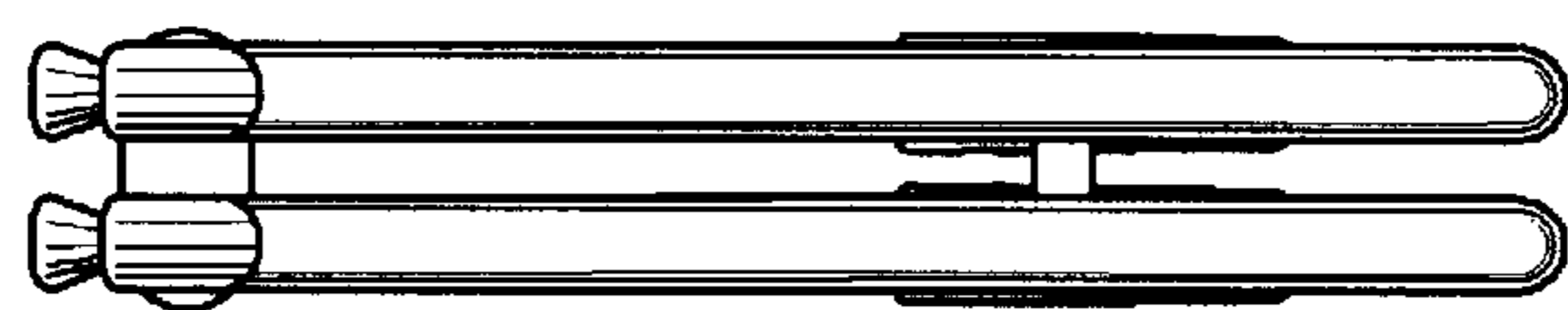
The right and left elevation views are mirror images. The  
broken lines showing environmental structure are for illus-  
trative purposes only and form no part of the claimed design.

**1 Claim, 2 Drawing Sheets**






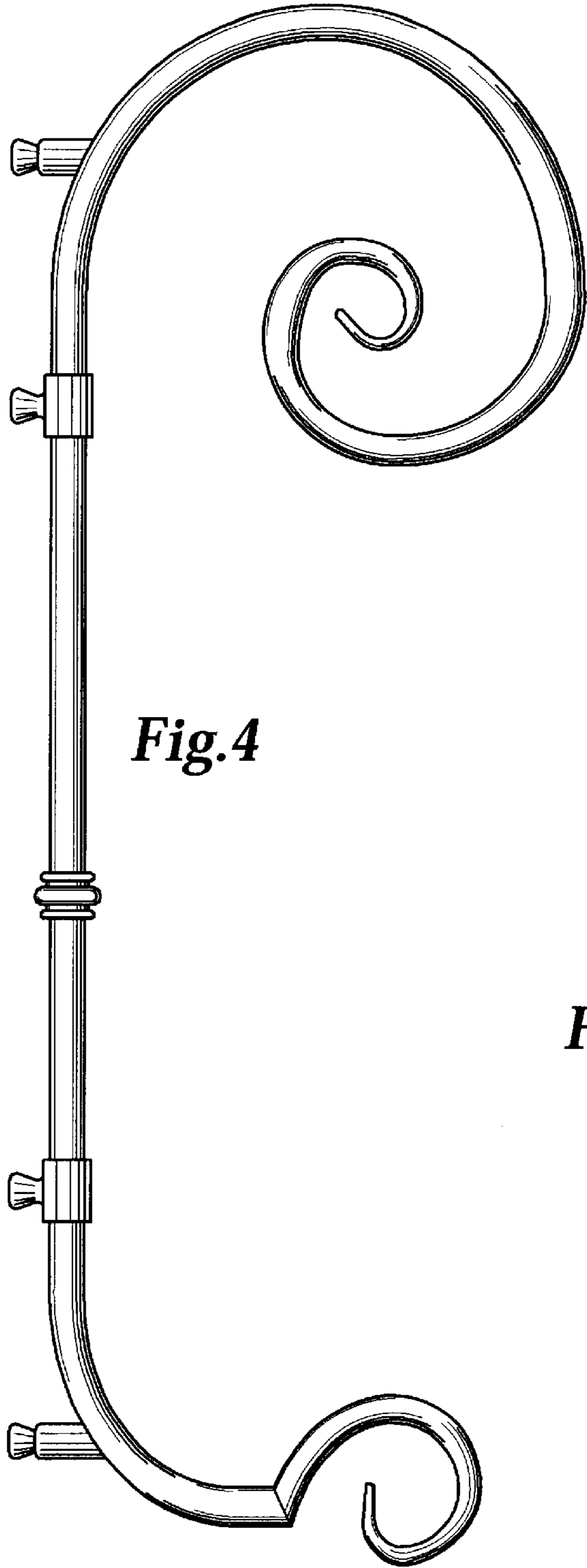
*Fig.1*



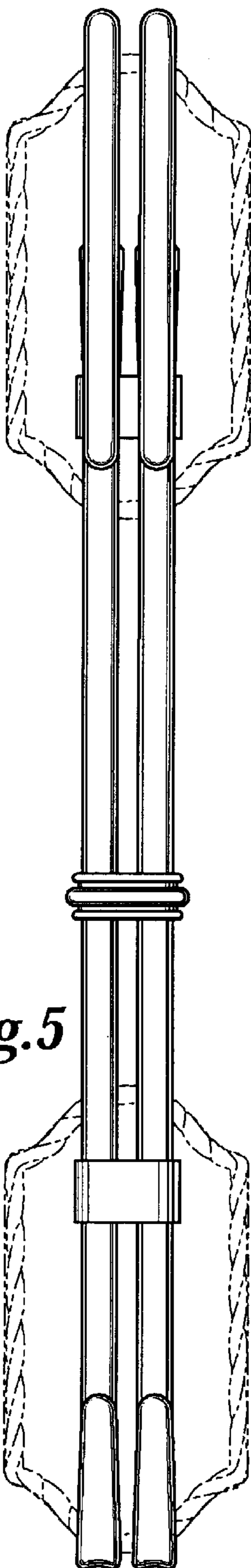
*Fig.2*



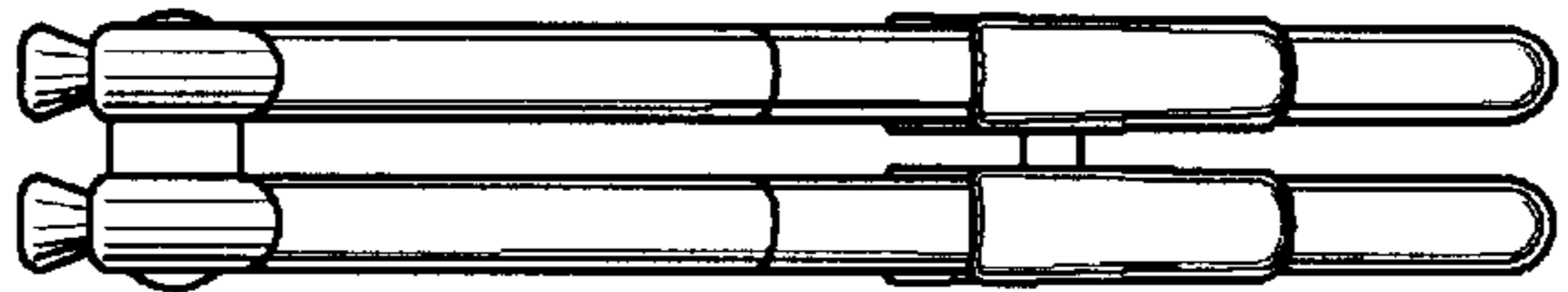
*Fig.3*



*Fig.4*



*Fig.5*



*Fig.6*