



US00D461236S

(12) **United States Design Patent** (10) **Patent No.:** **US D461,236 S**  
**Chura et al.** (45) **Date of Patent:** **\*\* Aug. 6, 2002**

(54) **FAN HOUSING**

D423,663 S \* 4/2000 Rossman et al. .... D23/411

(75) Inventors: **William D. Chura**, Medford; **Bryan Hotaling**, Arlington; **James Varney**, Medford, all of MA (US)

\* cited by examiner

*Primary Examiner*—Lisa Lichtenstein  
(74) *Attorney, Agent, or Firm*—Hoffmann & Baron, LLP; Francis E. Marino

(73) Assignee: **The Holmes Group, Inc.**, Milford, MA (US)

(57) **CLAIM**

(\*\*) Term: **14 Years**

The ornamental design for a fan housing, as shown and described.

(21) Appl. No.: **29/145,981**

**DESCRIPTION**

(22) Filed: **Aug. 1, 2001**

(51) **LOC (7) Cl.** ..... **23-04**

(52) **U.S. Cl.** ..... **D23/411**

(58) **Field of Search** ..... D23/411, 381, D23/382, 378; 416/246, 247 R

FIG. 1 is a top perspective view of a fan housing showing our new design;

FIG. 2 is a top plan view thereof, the bottom plan view being a mirror image of that shown; and,

FIG. 3 is a front elevation view thereof.

The rear view (not shown) forms no part of the claimed design. The subject matter shown in broken lines is for environmental purposes only and forms no part of the claimed design.

(56) **References Cited**

**U.S. PATENT DOCUMENTS**

D384,400 S \* 9/1997 Jane et al. .... D23/411

D416,617 S \* 11/1999 Jane et al. .... D23/378

**1 Claim, 2 Drawing Sheets**

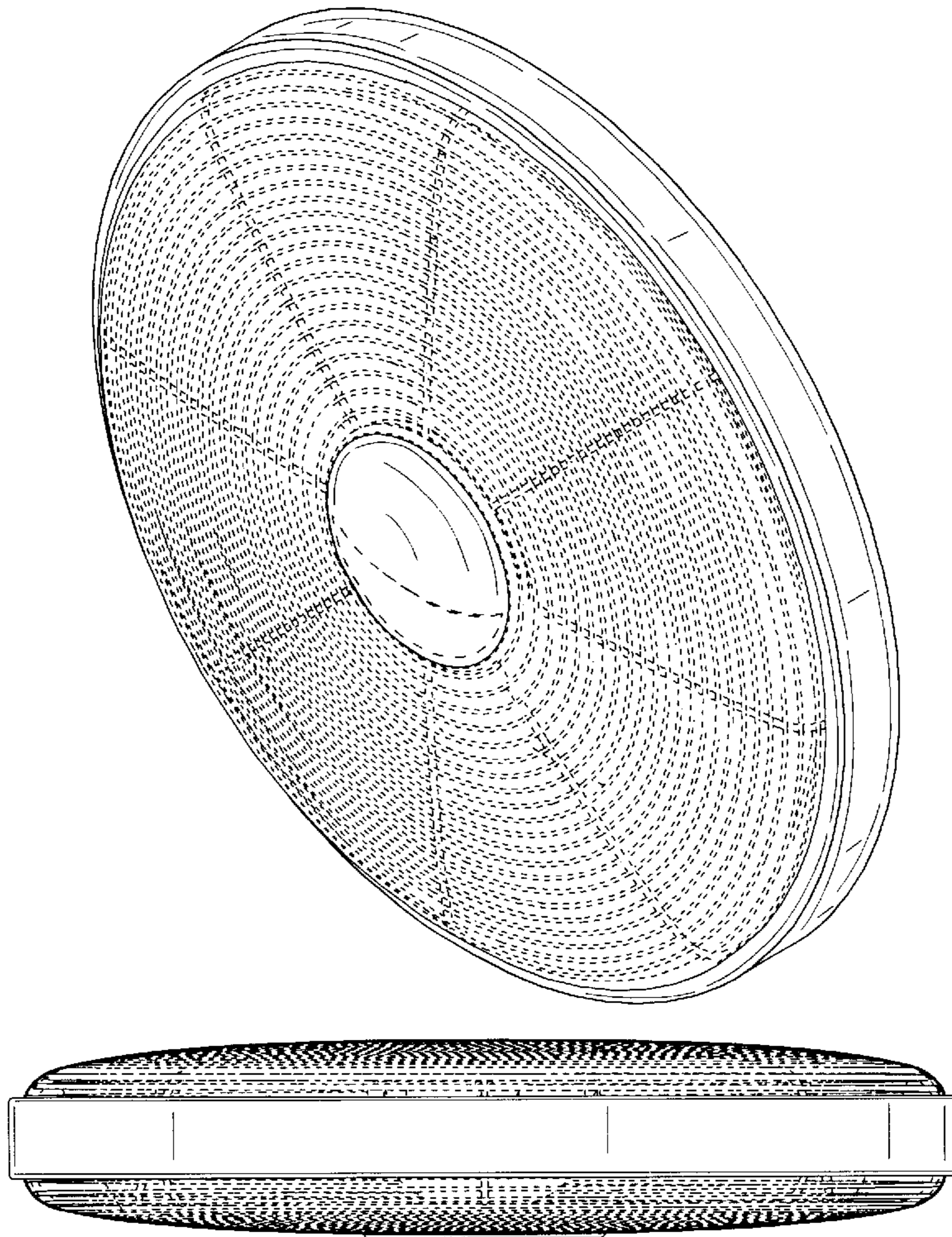


FIG. 1

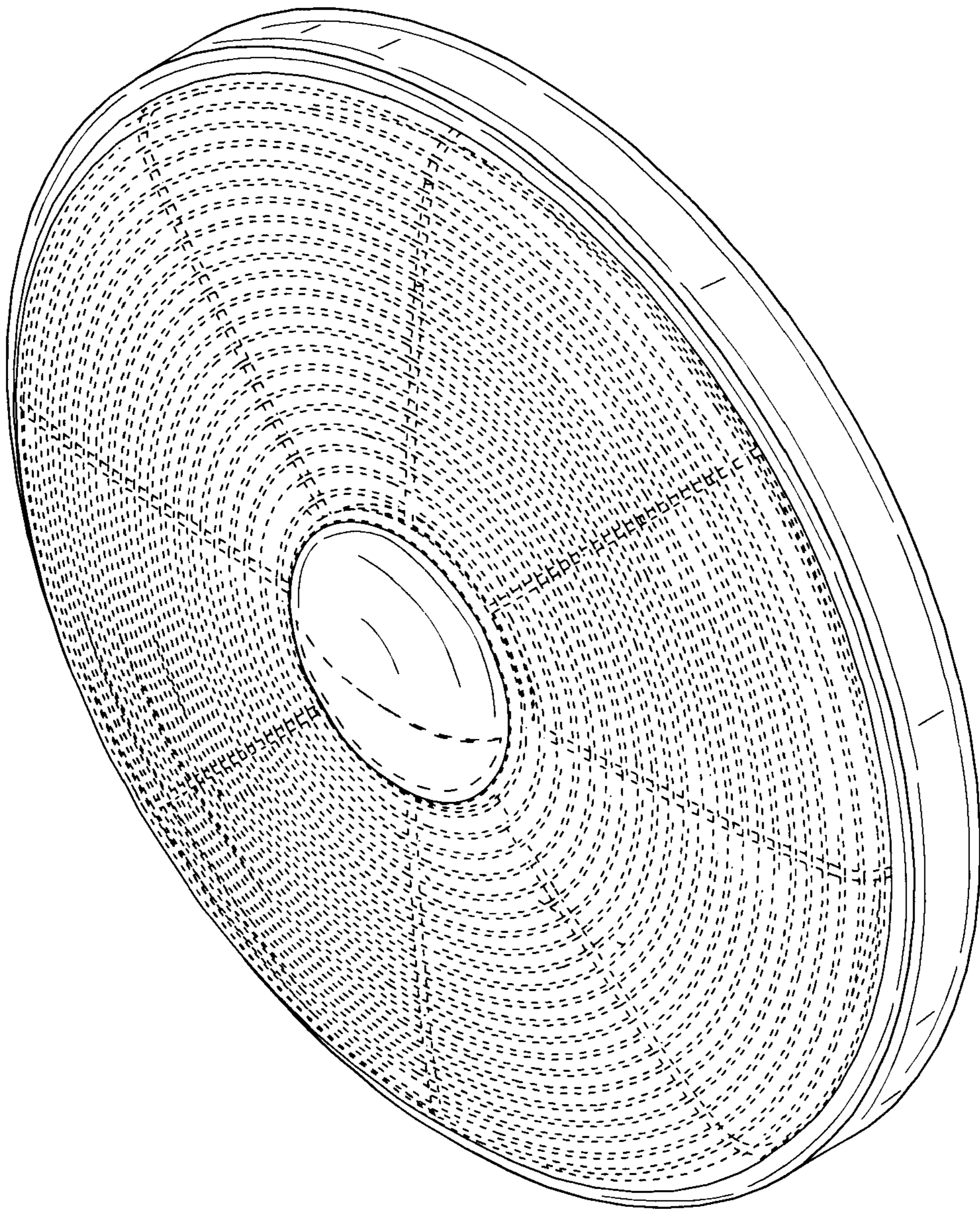




FIG. 2

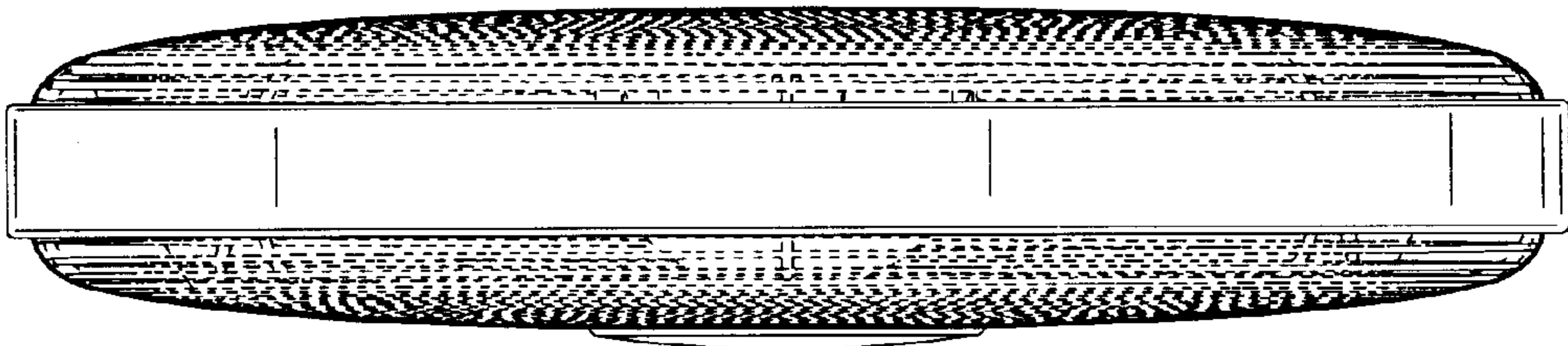


FIG. 3

